

Department of the Air Force

Military Construction Program

Fiscal Year (FY) 2027
Budget Estimates

Justification Data Submitted to Congress Apr 2026

THIS PAGE INTENTIONALLY LEFT BLANK

DEPARTMENT OF THE AIR FORCE
MILITARY CONSTRUCTION PROGRAM FISCAL YEAR 2027
TABLE OF CONTENTS

General **PAGE NUMBER**

Table of Contents 3

Discretionary and Mandatory Funding 4

Program Summary..... 6

Military Construction

State Summary (List of Projects)..... 7

New Mission / Current Mission Exhibit 10

Installation Index..... 12

Special Program Considerations Statements..... 13

Congressional Reporting Requirements..... 14

Appropriation Sought For Previously Authorized Projects..... 15

Appropriation Language 16

Projects Inside the United States..... 17

Projects Outside the United States.....314

Design.....349

Unspecified Minor Military Construction.....352

Research and Development (RDT&E) Request……....356

Host Nation Funded Construction

Table of Contents 369

Program Summary..... 371

Installation Index..... 373

Military Construction Projects 374

Unaccompanied Housing Privatization 398

DEPARTMENT OF THE AIR FORCE
MILITARY FAMILY HOUSING PROGRAM FISCAL YEAR 2027
TABLE OF CONTENTS

Family Housing **PAGE NUMBER**

Table of Contents 415

Program Summary..... 418

Legislative Language 433

New Construction..... 438

Construction Improvements 453

Design..... 482

Operations, Utilities and Maintenance Summary..... 488

Operations..... 497

Utilities..... 506

Maintenance..... 509

Maintenance and Repair Over $35K per Unit..... 512

General Flag Officers' Quarters Over $50K per Unit 515

Reimbursable Program..... 518

Leasing.....521

Family Housing Privatization 528

Foreign Currency Exchange Data 538

Tab - **DISCRETIONARY & MANDATORY FUNDING**

FY 2027 Summary
Discretionary and Mandatory
Funding ($000K)

Discretionary	**FY 2025**	**FY 2026**	**FY 2027**
Military Construction, Air Force	$3,187,126	$3,946,273	$10,601,180
Mandatory			
Military Construction, Air Force	$0	$965,100	$0
Total	$3,187,126	$4,911,373	$10,601,180

MANDATORY FUNDING JUSTIFICATION: The FY 2027 request for Military Construction includes $10,601,180 thousand of discretionary and $0 thousand of mandatory (reconciliation) for a total of $10,601,180 thousand.

The FY 2026 amount for Military Construction includes $3,946,273 thousand of discretionary and $965,100 thousand of mandatory (reconciliation) for a total of $4,911,373 thousand.

The FY 2025 amount for Military Construction includes $3,187,126 thousand of discretionary and $0 thousand of mandatory (reconciliation) for a total of $3,187,126 thousand.

Tab - **PROGRAM SUMMARY**

DEPARTMENT OF THE AIR FORCE
MILITARY CONSTRUCTION AND MILITARY FAMILY HOUSING FISCAL YEAR 2027
PROGRAM SUMMARY

	Authorization Request ($000s)	Appropriation Request ($000s)
Military Construction		
Baseline Major Construction	*9,674,150	7,794,758
Unspecified Minor Construction (10 USC 2805)	-	315,810
Design (10 USC 2807)	-	2,490,612
Total Military Construction	*9,674,150	10,601,180
Mandatory Funding	-	102,100
Grand Total Military Construction	*9,674,150	10,601,180
Military Family Housing		
New Construction	24,104	24,104
Construction Improvements	193,064	193,064
Design		25,854
Subtotal	217,168	243,022
Operations, Utilities and Maintenance		320,607
Operations		108,981
Utilities		51,097
Maintenance		160,529
Privatization		40,627
Leasing		5,523
Subtotal		366,757
Total Military Family Housing	217,168	609,779
Grand Total Air Force	9,891,318	11,210,959

*** The Department requests an adjustment to its Baseline Major Construction Authorization, requesting an increase of $5,224,450,000 for a total Baseline Major Construction Authorization Request of $14,898,600,000. The request for FY 27 Major Construction Appropriations remains unchanged. The authorization sum reflects the total project authorization and authorization of appropriations required for two projects, the Fighter Town Recapitalization at Joint Base Elmendorf-Richardson ($6,964,000,000) and the F-47 operational test at Nellis Air Force Base ($1,057,200,000). These sums represent the full Construction cost for these projects at their respective sites. Full project authorization, and incremental funding, will allow the Department to better leverage the authorities (Other Transaction Authority and Progressive Design Build) provided in the National Defense Authorization Act of Fiscal Year 2026 for these projects. Supporting DD Form 1391s, reflecting the adjusted request for these two projects, is provided.**

Tab - **STATE SUMMARY**

DEPARTMENT OF THE AIR FORCE
MILITARY CONSTRUCTION PROGRAM FISCAL YEAR 2027
INDEX - INSIDE THE US
(DOLLARS IN THOUSANDS)

STATE	INSTALLATION	PROJECT		AUTHORIZATION REQUEST	APPROPRIATION REQUEST
ALABAMA	Redstone Arsenal	Space Force Operational Facility		250,000	250,000
		USSPACECOM HQ, Inc		1,800,000	450,000
			Redstone Aresenal TOTAL:	2,050,000	700,000
			ALABAMA TOTAL:	2,050,000	700,000
ALASKA	Eielson	JPARC Range Operations Center		91,000	91,000
			Eielson TOTAL:	91,000	91,000
	JB-Elmendorf-Richardson	Fighter Town Recapitalization		2,066,050	2,066,050
		Joint Integrated Test and Training Center, Inc		-	42,000
			JB Elmendorf-Richardson TOTAL:	2,066,050	2,108,050
			ALASKA TOTAL:	2,157,050	2,199,050
ARIZONA	Davis Monthan	Hangar/Aircraft Maintenance Unit, Inc		-	15,000
			Davis Monthan TOTAL:	-	15,000
			ARIZONA TOTAL:	-	15,000
ARKANSAS	Little Rock	Child Development Center		27,000	27,000
			Little Rock TOTAL:	27,000	27,000
			ARKANSAS TOTAL:	27,000	27,000
CALIFORNIA	Beale	Multi-Domain Operations Complex, Inc		-	126,000
			Beale TOTAL:	-	126,000
			CALIFORNIA TOTAL:	-	126,000
COLORADO	Schriever	Space Force Operational Facility		250,000	250,000
			Schriever TOTAL:	250,000	250,000
			COLORADO TOTAL:	250,000	250,000
FLORIDA	Cape Canaveral	Base Support Warehouse		64,000	64,000
		Command Facility		85,000	85,000
		Communications Plant Warehouse		48,400	48,400
		Launch Support Facility		84,000	84,000
		LRS Vehicle Maintenance Facility		80,400	80,400
		Security Forces Operations Facility		48,000	48,000
			Cape Canaveral TOTAL:	409,800	409,800
	Eglin	JADC2 and ABMS Test Facility		87,800	-
			Eglin TOTAL:	87,800	-
	Tyndall	AFCEC RDT&E Facilities and Gate		160,000	160,000
			Tyndall TOTAL:	160,000	160,000
			FLORIDA TOTAL:	657,600	569,800
HAWAII	Maui	Secure Integration Support Lab w/Land Acquisition, CTC		-	3,600
			Maui TOTAL:	-	3,600
			HAWAII TOTAL:	-	3,600
MISSISSIPPI	Columbus	T-7A Allied Support		11,800	11,800
			Columbus TOTAL:	11,800	11,800
			MISSISSIPPI TOTAL:	11,800	11,800
MISSOURI	Whiteman	B-21 Field Training Detachment, B152		89,000	89,000
		B-21 Weapons Loader Trainer		80,000	80,000
			Whiteman TOTAL:	169,000	169,000
			MISSOURI TOTAL:	169,000	169,000
MONTANA	Malmstrom	Sentinel Land Acquisition, Inc		290,000	43,500
		Sentinel Operations & Mx Complex, Inc		1,100,000	95,000
			Malmstrom TOTAL:	1,390,000	138,500
			MONTANA TOTAL:	1,390,000	138,500
NEVADA	Nellis	F-47 Operational Test		730,700	730,700
			Nellis TOTAL:	730,700	730,700
			NEVADA TOTAL:	730,700	730,700
NEW MEXICO	Cannon	Dormitory, Inc		-	10,000
			Cannon TOTAL:	-	10,000
	Kirtland	Space Force Operational Facility		250,000	250,000
			Kirtland TOTAL:	250,000	250,000
			NEW MEXICO TOTAL:	250,000	260,000
NORTH DAKOTA	Grand Forks	Space Force Operational Facility		250,000	250,000
			Grand Forks TOTAL:	250,000	250,000
	Minot	Sentinel Consolidated Vehicle Mx Complex		124,000	124,000

		Sentinel Security Forces Operations Complex		108,000	108,000
			Minot TOTAL:	232,000	232,000
			NORTH DAKOTA TOTAL:	482,000	482,000
OKLAHOMA	Tinker	Bomber Agile Common Hangar, Inc		-	112,000
			Tinker TOTAL:	-	112,000
			OKLAHOMA TOTAL:	-	112,000
OREGON	Geographically Separated	Homeland Defense OTHR With Land Acquisition, Inc		-	33,650
			Geographically Separated TOTAL:	-	33,650
			OREGON TOTAL:	-	33,650
TEXAS	Dyess	B-21 Flight Simulator Facility		63,000	63,000
		B-21 LO Corrosion Cntrl Fac/RFF, Inc		300,000	74,000
		B-21 Utilities Site Improvements Electric		23,000	23,000
			Dyess TOTAL:	386,000	160,000
	Goodfellow	Pipeline Sudent Dormitory, Inc		-	12,000
			Goodfellow TOTAL:	-	12,000
	JBSA-Ft Sam Houston	METC - Barracks/Ships/Dorms #1, Inc		-	308,000
			JBSA-Ft Sam Houston TOTAL:	-	308,000
	JBSA-Lackland	MWD Large Capacity Kennel		180,000	180,000
		91 Cyber Operations Center		96,000	96,000
			JBSA-Lackland TOTAL:	276,000	276,000
			TEXAS TOTAL:	662,000	756,000
UTAH	Hill	F-35 Maintenance Facility, Phase 1, Inc		-	100,000
		T-7A Depot Maintenance Complex, Inc		-	72,000
			Hill TOTAL:	-	172,000
			UTAH TOTAL:	-	172,000
VIRGINIA	JB Langley-Eustis	Fuel System Maintenance Dock		49,000	49,000
			JB Langley-Eustis TOTAL:	49,000	49,000
			VIRGINIA TOTAL:	49,000	49,000
WYOMING	F E Warren	GBSD Utility Corridor, Inc		-	461,158
		Sentinel Operations Group Facility		171,000	171,000
			F E Warren TOTAL:	171,000	632,158
			WYOMING TOTAL:	171,000	632,158
			INSIDE THE US TOTAL:	9,057,150	7,433,658

DEPARTMENT OF THE AIR FORCE
MILITARY CONSTRUCTION PROGRAM FISCAL YEAR 2027
INDEX - OUTSIDE THE US
(DOLLARS IN THOUSANDS)

STATE	INSTALLATION	PROJECT	AUTHORIZATION REQUEST	APPROPRIATION REQUEST
DJIBOUTI	Chabelley	Chabelley Power Plant and Primary Dist	27,000	27,000
		Chabelley TOTAL:	27,000	27,000
		DJIBOUTI TOTAL:	27,000	27,000
FEDERATED STATES OF MICRONESIA	Yap International Airport	PDI: Runway Extension, Inc	-	27,000
		Yap International Airport TOTAL:	-	27,000
		FEDERATED STATES OF MICRONESIA TOTAL:	-	27,000
JAPAN	Kadena	Theater Strategic Communications Hub	99,000	99,000
		Kadena TOTAL:	99,000	99,000
		JAPAN TOTAL:	99,000	99,000
SPAIN	Moron	Combat Aircraft Parking Apron	156,000	75,500
		Moron TOTAL:	156,000	75,500
		SPAIN TOTAL:	156,000	75,500
WAKE ISLAND	Wake Island	PDI: Aircraft Parking Apron (Wake) Phase 1, Inc	335,000	129,000
		Wake Island TOTAL:	335,000	129,000
		WAKE ISLAND TOTAL:	335,000	129,000
WORLDWIDE UNSPECIFIED		Design	-	2,490,612
		Unspecified Minor Military Construction	-	315,810
		WORLDWIDE UNSPECIFIED TOTAL:	-	2,806,422
		OUTSIDE THE US TOTAL:	617,000	3,163,922
		INSIDE THE US TOTAL:	9,057,150	7,437,258
		FY 2027 TOTAL:	9,674,150	10,601,180

Tab - **NEW / CURRENT MISSION**

DEPARTMENT OF THE AIR FORCE
MILITARY CONSTRUCTION PROGRAM FISCAL YEAR 2027
NEW AND CURRENT MISSION

DEFINITIONS OF NEW AND CURRENT MISSION

NEW MISSION PROJECTS – New mission projects all support new and additional programs or initiatives that do not revitalize the existing physical plant. These projects support the deployment and bed-down of new weapons systems: new or additional aircraft, missile and space projects; new equipment, e.g. radar, communication, computer satellite tracking and electronic security.

CURRENT MISSION PROJECTS – These projects revitalize the existing facility plant by replacing or upgrading existing facilities and alleviating long-standing deficiencies not generated by new missions or equipment. Included are projects to improve the quality of life, upgrade the workplace, enhance productivity and achieve compliance with environmental, health and safety standards.

FY 2027	Appropriation Request ($000)
NEW MISSION	4,345,858
CURRENT MISSION	3,448,900
DESIGN	2,490,612
MINOR CONSTRUCTION	315,810
TOTAL:	10,601,180

DEPARTMENT OF THE AIR FORCE
MILITARY CONSTRUCTION PROGRAM FISCAL YEAR 2027
INDEX - CURRENT/NEW MISSION BREAKOUT
(DOLLARS IN THOUSANDS)

STATE/COUNTRY	INSTALLATION	PROJECT	APPROPRIATION REQUEST	TYPE
ALABAMA	Redstone Arsenal	Space Force Operational Facility	250,000	CM
ALABAMA	Redstone Arsenal	USSPACECOM HQ, Inc	450,000	CM
ALASKA	Eielson	JPARC Range Operations Center	91,000	CM
ALASKA	JB-Elmendorf-Richardson	Joint Integrated Test and Training Ctr, Inc	42,000	CM
ARIZONA	Davis-Monthan	Hangar/Aircraft Maintenance Unit, Inc	15,000	CM
ARKANSAS	Little Rock	Child Development Center	27,000	CM
CALIFORNIA	Beale	Multi-Domain Operations Complex, Inc	126,000	CM
COLORADO	Schriever	Space Force Operational Facility	250,000	CM
DJIBOUTI	Chabelley	Chabelley Power Plant and Primary Dist	27,000	CM
FEDERATED STATES OF MICRONESIA	Yap International Airport	PDI: Runway Extension, Inc	27,000	CM
FLORIDA	Cape Canaveral	Consolidated Launch Support Facility 2	85,000	CM
FLORIDA	Cape Canaveral	Consolidated Shop & Laboratory Facility 1	48,000	CM
FLORIDA	Cape Canaveral	Consolidated Storage & Warehouse Facility 1	64,000	CM
FLORIDA	Cape Canaveral	Consolidated Storage & Warehouse Facility 2	48,400	CM
FLORIDA	Cape Canaveral	Launch Support Facility	84,000	CM
FLORIDA	Cape Canaveral	LRS Vehicle Maintenance Facility	80,400	CM
FLORIDA	Tyndall	AFCEC RDT&E Facilities and Gate	160,000	CM
HAWAII	Maui	Secure Integration Support Lab W/ Land Acq, CTC	3,600	CM
JAPAN	Kadena	Theater Strategic Communications Hub	99,000	CM
NEW MEXICO	Cannon	Dormitory, Inc	10,000	CM
NEW MEXICO	Kirtland	Space Force Operational Facility	250,000	CM
NORTH DAKOTA	Grand Forks	Space Force Operational Facility	250,000	CM
OKLAHOMA	Tinker	Bomber Agile Common Hangar, Inc	112,000	CM
SPAIN	Moron	Combat Aircraft Parking Apron	75,500	CM
TEXAS	Goodfellow	Pipeline Student Dormitory, Inc	12,000	CM
TEXAS	JBSA-Ft Sam Houston	METC - Barracks/Ships/Dorms #1, Inc	308,000	CM
TEXAS	JBSA-Lackland	Military Working Dog Large Capacity Kennel	180,000	CM
TEXAS	JBSA-Lackland	91 Cyber Operations Center	96,000	CM
VIRGINIA	JB Langley-Eustis	Fuel System Maintenance Dock	49,000	CM
WAKE ISLAND	Wake Island	PDI: Aircraft Parking Apron (Wake) Ph 1, Inc	129,000	CM
		Current Mission TOTAL	**3,448,900**	

STATE/COUNTRY	INSTALLATION	PROJECT	APPROPRIATION REQUEST	TYPE
ALASKA	JB Elmendorf-Richardson	Fighter Town Recapitalization	2,066,050	NM
MISSISSIPPI	Columbus	T-7A Allied Support	11,800	NM
MISSOURI	Whiteman	B-21 Field Training Detachment, B152	89,000	NM
MISSOURI	Whiteman	B-21 Weapons Loader Trainer	80,000	NM
MONTANA	Malmstrom	Sentinel Land Acquisition, Inc	43,500	NM
MONTANA	Malmstrom	Sentinel Operations & Mx Complex, Inc	95,000	NM
NEVADA	Nellis	F-47 Operational Test	730,700	NM
NORTH DAKOTA	Minot	Sentinel Consolidated Vehicle Mx Complex	124,000	NM
NORTH DAKOTA	Minot	Sentinel Security Forces Operations Complex	108,000	NM
OREGON	Geograhically Separated	Homeland Defense OTHR With Land Acquisition, Inc	33,650	NM
TEXAS	Dyess	B-21 Flight Simulator Facility	63,000	NM
TEXAS	Dyess	B-21 LO Corrosion Cntrl Fac/RFF, Inc	74,000	NM
TEXAS	Dyess	B-21 Utilities Site Improvements Electric	23,000	NM
UTAH	Hill	F-35 Maintenance Facility, Phase 1, Inc	100,000	NM
UTAH	Hill	T-7A Depot Maintenance Complex, Inc	72,000	NM
WYOMING	FE Warren	GBSD Utility Corridor, Inc	461,158	NM
WYOMING	FE Warren	Sentinel Operations Group Facility	171,000	NM
		New Mission TOTAL:	**4,345,858**	
WORLDWIDE UNSPECIFIED	Various Locations	Design	2,490,612	Design
WORLDWIDE UNSPECIFIED	Various Locations	Unspecified Minor Military Construction	315,810	UMMC
		Central Program TOTAL:	**2,806,422**	
		Active AF Program TOTAL:	**10,601,180**	

Tab - **INSTALLATIONS**

DEPARTMENT OF THE AIR FORCE
MILITARY CONSTRUCTION PROGRAM FISCAL YEAR 2027
INSTALLATION INDEX

INSTALLATION	COMMAND	STATE/COUNTRY	PAGE
REDSTONE ARSENAL	VARIOUS	ALABAMA	17
EIELSON	PACAF	ALASKA	35
JB-ELMENDORF-RICHARDSON	PACAF	ALASKA	44
DAVIS-MONTAN	ACC	ARIZONA	62
LITTLE ROCK	AMC	ARKANSAS	70
BEALE	ACC	CALIFORNIA	75
SCHRIEVER	USSF	COLORADO	83
CHABELLEY	USAFE	DJIBOUTI	314
YAP INTERNATIONAL AIRPORT	PACAF	FEDERATED STATES OF MICRONESIA	320
CAPE CANAVERAL	USSF	FLORIDA	91
TYNDALL	ACC	FLORIDA	117
MAUI	AFGSC	HAWAII	126
KADENA	PACAF	JAPAN	328
COLUMBUS	AETC	MISSISSIPPI	131
WHITEMAN	AFGSC	MISSOURI	136
MALMSTROM	AFGSC	MONTANA	145
NELLIS	ACC	NEVADA	162
CANNON	AFSOC	NEW MEXICO	175
KIRTLAND	AFGSC	NEW MEXICO	183
GRAND FORKS	ACC	NORTH DAKOTA	191
MINOT	AFGSC	NORTH DAKOTA	199
TINKER	AFMC	OKLAHOMA	215
GEOGRAPHICALLY SEPARATED	ACC	OREGON	224
MORON	USAFE	SPAIN	336
DYESS	AFGSC	TEXAS	232
GOODFELLOW	AETC	TEXAS	250
JB-SAN ANTONIO	AETC	TEXAS	258
HILL	AFMC	UTAH	280
JB LANGLEY-EUSTIS	ACC	VIRGINIA	295
WAKE ISLAND	PACAF	WAKE ISLAND	340
FE WARREN	AFGSC	WYOMING	300

ACC – AIR COMBAT COMMAND
AETC – AIR EDUCATION AND TRAINING COMMAND
AFGSC – AIR FORCE GLOBAL STRIKE COMMND
AFMC – AIR FORCE MATERIEL COMMAND
AFSOC – AIR FORCE SPECIAL OPERATIONS COMMAND
AMC – AIR MOBILITY COMMAND
PACAF – PACIFIC AIR FORCES
USAFE – UNITED STATES FORCES – EUROPE
USSF – UNITED STATES SPACE FORCE

Tab - **SPECIAL PROGRAM CONSIDERATIONS**

DEPARTMENT OF THE AIR FORCE
MILITARY CONSTRUCTION PROGRAM FISCAL YEAR 2027
SPECIAL PROGRAM CONSIDERATIONS

ECONOMIC CONSIDERATIONS

An economic evaluation has been accomplished for all projects costing over 9 million dollars where viable options existed and the results are addressed in the individual DD Forms 1391.

DESIGN FOR ACCESSIBILITY OF PHYSICALLY HANDICAPPED PERSONNEL

In accordance with Public Law 90-480 provisions for physically handicapped personnel will be provided for, where appropriate, in the design of facilities included in this program.

ENVIRONMENTAL STATEMENT

In accordance with Section 102(2)(c) of the National Environmental Policy Act of 1969 (PL 91-190), the environmental impact analysis process (EIAP) has been completed or is actively underway for all projects in the Air Force FY 2024 Military Construction Program.

EVALUATION OF FLOOD PLAINS AND WETLANDS

All projects in the program have been evaluated for compliance with Executive Orders 11988 *Flood Plain Management* and 11990 *Protection of Wetlands* and the Flood Plain Management Guidelines of U.S. Water Resources Council. Projects have been sited to avoid or reduce the risk of flood loss; minimize the impact of floods on human safety, health and welfare; preserve and enhance the natural and beneficial values of wetlands; and minimize the destruction, loss or degradation of wetlands.

DEPARTMENT OF THE AIR FORCE
MILITARY CONSTRUCTION PROGRAM FISCAL YEAR 2027
CONGRESSIONAL REPORTING REQUIREMENTS

1. STATEMENTS ON NATO ELIGIBILITY

These are in response to the requirement in the FY 1988 Senate Appropriations Committee Report, 100-200, page 13, and are included in the appropriate project justification.

2. NEW AND CURRENT MISSION ACTIVITIES

The FY 1989 Senate Appropriations Committee Report, 100-380, pages 10 and 11, identified a requirement to include an exhibit in the budget justification books that displayed required projects in two separate categories: New Mission and Current Mission. The CM (current mission) or NM (new mission) designation, which follows the project on the listing at page 10, identifies each project as new or current mission. Additionally, each justification in Block 11 of the DD Form 1391 indicates whether the project supports a new or current mission.

3. REAL PROPERTY ADMINISTRATION

The FY 1977 House Appropriations Committee Report, 104-591, page 11, requested the Department to provide the real property maintenance backlog at all installations for which there is a requested construction project. Each DD Form 1390 reflects this information in block 12. In addition, the report requested all troop housing requests to show all real property maintenance conducted in the past two years and all future requirements for unaccompanied housing at that installation. Each DD Form 1391 for troop housing reflects this information in block 11.

4. METRIC CONVERSION

The FY 1999 House Appropriation Committee Report, 105-578, page 11, requested the Department to ensure that any Form 1390/1391, which is presented as justification in metric measurement, shall include parenthetically the English measurement. Each DD Form 1391 reflects the metric and English equivalent in block 11.

Tab -**APPROPRIATION LANGUAGE**

DEPARTMENT OF THE AIR FORCE
MILITARY CONSTRUCTION PROGRAM FISCAL YEAR 2027
APPROPRIATION SOUGHT FOR PREVIOUSLY AUTHORIZED PROJECTS

APPROPRIATIONS SOUGHT FOR FY2025 AUTHORIZATIONS

In the FY2027 President's Budget, the Department is requesting appropriation in the amount of $1,172.8 million total for eight projects that were authorized in the National Defense Authorization Act for Fiscal Year 2025 (P.L. 118-159). The Aircraft Parking Apon at Wake Island, the F-35 Maintenance Facility, Phase 1 and at Hill Air Force Base, GBSD Utility Corridor at F.E. Warren Air Force Base, the Homeland Defense OTHR w/Land Acquisition at a Geographically Separated Unit (GSU), the Joint Integrated Test and Training Center at Joint Base Elmendorf-Richardson Air Force Base, the METC – Barracks/Ships/Dorms at JBSA-Fort Sam Houston, the Runway Extension at Yap International Airport and the T-7A Depot Maintenance Complex at Hill Air Force Base were authorized and the Department is requesting the amounts be appropriated as specified in this budget estimate.

APPROPRIATIONS SOUGHT FOR FY2026 AUTHORIZATIONS

In the FY2027 President's Budget, the Department is requesting appropriation in the amount of $275.0 million total for five projects that were authorized in the National Defense Authorization Act for Fiscal Year 2026 (P.L 119-75). The Bomber Agile Common Hangar at Tinker Air Force Base, the Dormitory at Cannon Air Force Base, the Hangar/Aircraft Maintenance Unit at Davis-Monthan Air Force Base, the Multi-Domain Operations Complex at Beale Air Force Base and the Pipeline Student Dormitory at Goodfellow Air Force Base were authorized and the Department is requesting the amounts be appropriated as specified in this budget estimate.

DEPARTMENT OF THE AIR FORCE
MILITARY CONSTRUCTION PROGRAM FISCAL YEAR 2027
APPROPRIATION LANGUAGE

FY2027 MILITARY CONSTRUCTION AIR FORCE

For acquisition, construction, installation and equipment of temporary or permanent public works, military installations, facilities, and real property of the Air Force as currently authorized by law, $10,601,180 to remain available until September 30, 2031: Provided that, of this amount, not to exceed $2,490,612 shall be available for study, planning, design, and architect and engineer services, as authorized by law, unless the Secretary of the Air Force determines that additional obligations are necessary for such purposes and notifies the Committees on Appropriations of both Houses of Congress of his determination and the reason therefor.

Tab - **INSIDE THE UNITED STATES**

1. COMPONENT	FY 2027 MILITARY CONSTRUCTION PROGRAM	2. DATE (YYYYMMDD)
AIR FORCE		20260326

3. INSTALLATION AND LOCATION	4. COMMAND	5. AREA CONTRUCTION COST INDEX
REDSTONE ARSENAL, ALABAMA	US ARMY INSTALLATION MANAGEMENT COMMAND	0.86

6. PERSONNEL	(1) PERMANENT			(2) STUDENTS			(3) SUPPORTED			(4) TOTAL
	OFFICER	ENLISTED	CIVILIAN	OFFICER	ENLISTED	CIVILIAN	OFFICER	ENLISTED	CIVILIAN	
a. AS OF 30-Sep-25	0	0	0	0	0	0	0	0	0	0
b. END FY	0	0	0	0	0	0	0	0	0	0

7. INVENTORY DATA *($000)*

a. TOTAL ACREAGE	0.00
b. INVENTORY TOTAL AS OF 15-May-25	0.00
c. AUTHORIZATION NOT YET IN INVENTORY	0.00
d. AUTHORIZATION REQUESTED IN THIS PROGRAM	2,050,000.00
e. AUTHORIZATION INCLUDED IN FOLLOWING PROGRAM	0.00
f. PLANNED IN NEXT THREE PROGRAM YEARS	0.00
g. REMAINING DEFICIENCY	0.00
h. GRAND TOTAL	2,050,000.00

8. PROJECTS REQUESTED IN THIS PROGRAM

a. CATEGORY			b. COST ($000)	c. DESIGN STATUS	
(1) CODE	(2) PROJECT TITLE	(3) SCOPE		(1) START	(2) COMPLETE
141-456	Space Force Operational Facility	17,090 SM	250,000	FEB-2027	AUG-2027
610-284	USSPACECOM HQ	71,725 SM	450,000	MAY-2026	MAY-2027

9. FUTURE PROJECTS

610-284 USSPACECOM HQ (71,725 SM/$1,350,000)

10. MISSION OR MAJOR FUNCTIONS

Redstone Arsenal is a US Army facility managed by the Army. It is not AF Real Property.

USSPACECOM plans, executes, and integrates military space power into multi-domain global operations in order to deter aggression, defend national interests, and when necessary, defeat threats. The Combatant Command is responsible for conducting space operations, sensor management, satellite communications management, and trans-regional missile defense. USSPACECOM is responsible for maintaining space superiority and ensuring the security of the U.S. and allied interests.

The USSPACECOM unique mission demands a purpose-built Command and Control Facility (C2F) providing the backbone of a space weapons system domain enabling a secure, resilient and robust 24/7 operational C2F vital to national security and global stability.

11. OUTSTANDING POLLUTION AND SAFETY DEFICIENCIES

Mission functions currently operate out of various temporary and leased facilities at several locations within Colorado Springs, CO. Joint warfighter space domain awareness and operational demands are stretching the existing temporary headquarters beyond their capacities. The antiquated facility systems result in high risk to mission.

DD FORM 1390, JUL 1999

PREVIOUS EDITION IS OBSOLETE.

1. COMPONENT	FY 2027 MILITARY CONSTRUCTION PROJECT DATA	2. DATE
SPACE FORCE		MARCH 2026

3. INSTALLATION AND LOCATION	4. PROJECT TITLE
REDSTONE ARSENAL, ALABAMA	SPACE FORCE OPERATIONS FACILITY

5. PROGRAM ELEMENT	6. CATEGORY CODE	7. PROJECT NUMBER	8. PROJECT COST ($000)
91211S	141-456	USSF270001	250,000

9. COST ESTIMATES

ITEM	UM	QUANTITY	UNIT COST	COST($000)
PRIMARY FACILITIES				188,382
INTELLIGENCE, SURVEILLANCE AND RECONNAISSA (141-456)	SM	17,090	10,434	(178,317)
ICD 705 PREMIUM	LS			(6,965)
CYBERSECURITY OF FACILITY RELATED CONTROL	LS			(3,100)
SUPPORTING FACILITIES				12,109
UTILITIES	LS			(3,000)
SITE PREPARATION	LS			(750)
ROADS, SIDEWALKS, AND PARKING	LS			(2,000)
SITE IMPROVEMENTS	LS			(750)
COMMUNICATIONS	LS			(500)
GENERATOR	KW	5,000	800	(4,000)
PASSIVE FORCE PROTECTION MEASURES	LS			(50)
SECURITY FENCING	LS			(59)
PRIVATIZED UTILITIES SERVICE AND CONNECTION	LS			(1,000)
SUBTOTAL				200,491
CONTINGENCY (5.00%)				10,025
TOTAL CONTRACT COST				210,516
SUPERVISION, INSPECTION AND OVERHEAD (6.50%)				13,684
DESIGN/BUILD - DESIGN COST (10.00% OF SUBTOTAL)				20,049
CONSTRUCTION SECURITY SURVILLANCE				5,261
TOTAL REQUEST				249,510
TOTAL REQUEST (ROUNDED)				250,000
EQUIPMENT FROM OTHER APPROPRIATIONS (NON-ADD)				(150,000)

10. DESCRIPTION OF PROPOSED CONSTRUCTION

Construct a three-story Space Operations Facility (SOF)with reinforced concrete foundation, steel structure, clad with precast concrete panels and a low slope membrane roof. Sensitive and/or Special Access Program spaces shall comply with the Intelligence Community Directive 705 criteria and standards. Construction includes a perimeter fence surrounding the Space Operations Facility to provide Protection Level 2 (PL2). Project will include all supporting facilities such as site improvements, pavements, communications, utilities, and protection level 2 fencing necessary to provide a complete and useable facility. This project is authorized a generator, per AFI 32-1062. Facility will be designed as permanent construction in accordance with Department of War Unified Facilities Criteria 1-200-01. This project will comply with Department of War antiterrorism/force protection requirements per Unified Facilities Criteria 4-010-01.

This project intends to leverage the authorities granted in the FY 2026 National Defense Authorization Act to take advantage of private sector innovative design and construction methods. It will use a combination of Other Transactional Authority (OTA), Progressive Design-Build (PDB), and other execution methods to innovate in delivery, reduce construction timelines, and lifecycle costs. OTA/PDB execution will capitalize on the construction industry's expertise and innovation.

1. COMPONENT	FY 2027 MILITARY CONSTRUCTION PROJECT DATA	2. DATE
SPACE FORCE		MARCH 2026

3. INSTALLATION AND LOCATION	4. PROJECT TITLE
REDSTONE ARSENAL, ALABAMA	SPACE FORCE OPERATIONS FACILITY

5. PROGRAM ELEMENT	6. CATEGORY CODE	7. PROJECT NUMBER	8. PROJECT COST ($000)
91211S	141-456	USSF270001	250,000

The execution strategy is intentionally non-prescriptive to empower industry partners to innovate and propose the most effective technical solution to meet the defined needs.

Air Conditioning: 1400 Tons

11. REQ: 17,090 SM ADQT: 0 SUBSTD: 0

PROJECT:
Construct Space Operations Facility.

REQUIREMENT:
A highly classified and secured contiguous area to enable National Reconnaissance Organization (NRO) and United States Space Force (USSF) emergent missions including Air Moving Target Indicator, Ground Moving Target Indicator, and Proliferated Warfighter Space Architecture. Workspaces will house intelligence analysis and production for new and expanded all-source means, enabling near-real time capabilities and missions unique to United States Space Force. Facility will support the intelligence needs of the Defense Intelligence Enterprise and the United States Space Force as well as other joint warfighters, policymakers and acquisition professionals, through analysis or application. Mission is responsible for Intelligence, Surveillance and Reconnaissance (ISR) for the United States Space Force, providing actionable and time-sensitive intelligence for space domain operations including detection, characterization and targeting adversary space capabilities. The Space Operations Facility must be constructed to meet Protection Level 2 requirements. To ensure reliable operations, the Space Operations Facility will have multiple active power and cooling distribution paths and redundant components to meet the fault-tolerant facility "Tier IV" standard as defined by The Uptime Institute. The Space Operations Facility will include ICD 705 compliant construction spaces to meet all mission separation and collaboration requirements. A 500-person auditorium is required for secure briefings and conferences. The Space Operations Facility will also include a dining area to support 24/7 operations. Adequate parking will be constructed for the Space Operations Facility.

CURRENT SITUATION:
This is a new mission beddown for United States Space Force on Schriever Space Force Base. Schriever does not have the physical space to accommodate new analysts and information technology requirements to accomplish its expanded national security mission.

1. COMPONENT	FY 2027 MILITARY CONSTRUCTION PROJECT DATA	2. DATE
SPACE FORCE		MARCH 2026

3. INSTALLATION AND LOCATION	4. PROJECT TITLE
REDSTONE ARSENAL, ALABAMA	SPACE FORCE OPERATIONS FACILITY

5. PROGRAM ELEMENT	6. CATEGORY CODE	7. PROJECT NUMBER	8. PROJECT COST ($000)
91211S	141-456	USSF270001	250,000

IMPACT IF NOT PROVIDED:
The emerging missions will be late to need and will begin operations in facilities which do not meet the resiliency requirements of Tier IV facilities. The Space Force will miss an opportunity to disperse and replicate to increase survivability of the mission.

ADDITIONAL:
This design shall conform to criteria established in the Air Force Corporate Facilities Standards (AFCFS), the Installation Facilities Standards (IFS), but will not employ a standard facility design because there is no AF standard facility design for this project and there is no applicable standard design from Air Force Civil Engineer Center. Sustainable principles, to include life-cycle cost-effective practices, will be integrated into the design, development, and construction of the project in accordance with Unified Facility Criteria 1-200-02. This includes preparation of a life-cycle cost analysis for energy consuming systems, renewable energy generating systems, or when life-cycle cost effective is selected as the reason any requirement of Unified Facility Criteria 1-200-02 is partially compliant or not applicable. Project not in flood plain: This project will not be sited within or partly within the 100-year flood plain. In accordance with IDP: Facility will be sited in accordance with the Installation Development Plan and within a compatible land use area. The construction growth offset for this requirement is 183,955 square feet.

US Army Garrison - Redstone Arsenal Director of Public Works

SPACE FORCE OPERATIONS FACILITY: 17,090 SM = 183,955 Square Feet;

JOINT USE CERTIFICATION: Mission Requirements, operational considerations, and location are incompatible with use by other components.

1. COMPONENT	FY 2027 MILITARY CONSTRUCTION PROJECT DATA	2. DATE
SPACE FORCE		MARCH 2026

3. INSTALLATION AND LOCATION	4. PROJECT TITLE
REDSTONE ARSENAL, ALABAMA	SPACE FORCE OPERATIONS FACILITY

5. PROGRAM ELEMENT	6. CATEGORY CODE	7. PROJECT NUMBER	8. PROJECT COST ($000)
91211S	141-456	USSF270001	250,000

12. SUPPLEMENTAL DATA:

A. Estimated Execution Data:

(1) Acquisition Strategy: Design-Build

(2) Design Data

(a) Design or Request for Proposal(RFP) Started:	AUG/2026
(b) Percent of Design Completed as of SEP 2025:	0%
(c) Percent of Design Completed as of JAN 2026:	0%
(d) Design or RFP Complete:	AUG/2027
(e) Total Design Cost ($000):	20,000
(f) Energy Study and/or Life Cycle Cost Analysis	YES
(g) Standard or Definitive Design Used?	NO

(3) Construction Data:

(a) Contract Award:	JUL/2027
(b) Construction Start:	NOV/2028
(c) Construction Complete:	NOV/2032

B. Equipment associated with this project which will be provided from other appropriations:

Equipment Nomenclature	Procuring Appropriation	Fiscal Year Appropriated Or Requested	Cost ($000)
Communications / Data	3410	2031	110,000
Uninterruptable Power Supply	3080	2031	10,000
Electronic Security System	3080	2031	5,000
Physical Security	3080	2031	5,000
Furniture, Fixtures, & Equipme	3410	2031	20,000

MILCON Work-in-Place (WIP) Curve – Automated Spend Plan

Project Information	
Project Title	Space Force Operational Facility
Installation	REDSTONE ARSENAL
Program Year (FY)	2027
Project #	USSF270001

Financial Inputs & Derived Amounts ($000)	
Programmed Amount (PA)	250,000
SIOH Rate	6.5%
Contingency Rate	5.0%
SIOH Amount	16,250
Contingency Amount	12,500
Construction (PA less SIOH & Cont)	221,250
Total Increments	3
Key Dates (Calculated)	
Begin Date (FY Start)	Oct 1, 2026
Award Date (Assumed)	Jul 1, 2027
Complete Date (Award + POP; set to 1st of month)	Jan 1, 2032
Award Month (1st of month)	Jul 1, 2027
Complete Month (1st of month)	Jan 1, 2032
Period of Performance	1650

Funding & Obligation Increments ($000)

Increment	Amount ($000)	Funding Date	Obligation Date
Increment 1	250,000	Jan 1, 2027	Jul 1, 2027
Increment 2	0		
Increment 3	0		
Total Funding	250,000	Check vs PA	0

Outlay Curve Controls (Adjust if needed)	
Outlay Curve Steepness (k)	8.0
Normalized Logistic Base (t=0)	0.01798621
Normalized Logistic Top (t=1)	0.98201379
Total Outlay ($000) (assumed = PA)	250,000

Monthly Cash Flow (Automated from Spend Plan)

Month	Funding ($000)	Obligation ($000)	Outlay ($000)	Cumulative Funding	Cumulative Obligation	Cumulative Outlay
Oct 2026	0	0	0	0	0	0
Nov 2026	0	0	0	0	0	0
Dec 2026	0	0	0	0	0	0
Jan 2027	250,000	0	0	250,000	0	0
Feb 2027	0	0	0	250,000	0	0
Mar 2027	0	0	0	250,000	0	0
Apr 2027	0	0	0	250,000	0	0
May 2027	0	0	0	250,000	0	0
Jun 2027	0	0	0	250,000	0	0
Jul 2027	0	250,000	#N/A	250,000	250,000	#N/A
Aug 2027	0	0	#N/A	250,000	250,000	#N/A
Sep 2027	0	0	#N/A	250,000	250,000	#N/A
Oct 2027	0	0	#N/A	250,000	250,000	#N/A
Nov 2027	0	0	#N/A	250,000	250,000	#N/A
Dec 2027	0	0	#N/A	250,000	250,000	#N/A
Jan 2028	0	0	#N/A	250,000	250,000	#N/A
Feb 2028	0	0	#N/A	250,000	250,000	#N/A
Mar 2028	0	0	#N/A	250,000	250,000	#N/A
Apr 2028	0	0	#N/A	250,000	250,000	#N/A
May 2028	0	0	#N/A	250,000	250,000	#N/A
Jun 2028	0	0	#N/A	250,000	250,000	#N/A
Jul 2028	0	0	#N/A	250,000	250,000	#N/A
Aug 2028	0	0	#N/A	250,000	250,000	#N/A
Sep 2028	0	0	#N/A	250,000	250,000	#N/A
Oct 2028	0	0	#N/A	250,000	250,000	#N/A
Nov 2028	0	0	#N/A	250,000	250,000	#N/A
Dec 2028	0	0	#N/A	250,000	250,000	#N/A
Jan 2029	0	0	#N/A	250,000	250,000	#N/A
Feb 2029	0	0	#N/A	250,000	250,000	#N/A
Mar 2029	0	0	#N/A	250,000	250,000	#N/A
Apr 2029	0	0	#N/A	250,000	250,000	#N/A
May 2029	0	0	#N/A	250,000	250,000	#N/A
TOTAL	**250,000**	**250,000**	**#N/A**			

Cumulative WIP Curve

Project: Space Force Operational Facility
Program Year: 2027

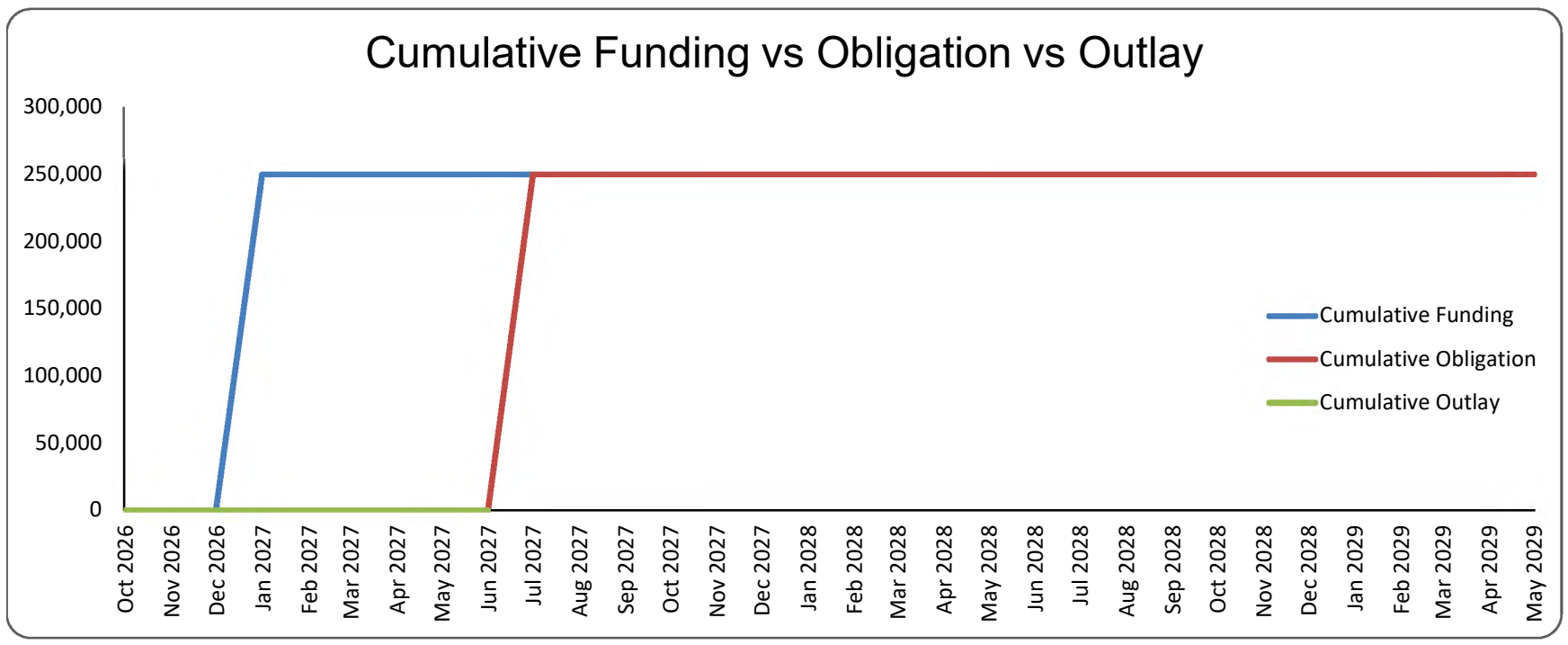

1. COMPONENT	FY 2027 MILITARY CONSTRUCTION PROJECT DATA	2. DATE
AIR FORCE		MARCH 2026

3. INSTALLATION AND LOCATION	4. PROJECT TITLE:
REDSTONE ARSENAL ALABAMA	HEADQUARTERS UNITED STATES SPACE COMMAND, COMMAND AND CONTROL FACILITY

5. PROGRAM ELEMENT	6. CATEGORY CODE	7. PROJECT NUMBER	8. PROJECT COST ($000)
91211F	610-284	USSP270001	AUTH:1,800,000 APPR: 450,000

9. COST ESTIMATES

ITEM	U/M	QUANTITY	UNIT COST	COST($000)
PRIMARY FACILITIES				1,156,835
COMMAND & CONTROL FACILITY/JOINT OPERATIONS CENTER (610-284)	SM	61,250	14,011	(858,174)
DATA CENTER & CENTRAL UTILITY PLANT (891-024)	SM	7,312	4,036	(29,511)
VISITOR CONTROL CENTER (730-832)	SM	668	6,797	(4,540)
SHIPPING/RECEIVING FACILITY (441-100)	SM	2,495	6,370	(15,893)
ICD 705 PREMIUM	LS			(63,279)
RADIOFREQ & ELECTROMAGNETIC PULSE SHIELDING	LS			(158,196)
ANTITERRORISM FORCE PROTECTION	LS			(22,702)
CYBERSECURITY OF FACILITY-RELATED CONTROL SYS	LS			(4,540)
SUPPORTING FACILITIES				362,948
SITE PREPARATION	LS			(33,097)
UTILITIES	LS			(41,999)
ROADWAYS, SIDEWALKS, AND PARKING	LS			(62,697)
PASSIVE FORCE PROTECTION	LS			(70,918)
COMMUNICATIONS	LS			(13,570)
GENERATOR/INFRASTRUCTURE RESILENCY	LS			(131,456)
PRIVATIZED UTILITY CONNECTION FEE	LS			(8,811)
SUBTOTAL				1,519,383
CONTINGENCY (5.0%)				75,969
TOTAL CONTRACT COST				1,595,352
CONSTRUCTION SECURITY SURVEILLANCE (2.5%)				39,882
SUPERVISION, INSPECTION AND OVERHEAD (6.5%)				103,698
PROGRESSIVE DESIGN/BUILD - DESIGN COST (4.0% OF SUBTOTAL)				60,775
TOTAL REQUEST				1,799,707
TOTAL REQUEST (ROUNDED)				1,800,000
EQUIPMENT FROM OTHER APPROPRIATIONS (NON-ADD)				2,221,115

10. DESCRIPTION OF PROPOSED CONSTRUCTION:

This project will leverage authorities granted in the FY 2026 National Defense Authorization Act to take advantage of the private sectors innovative design and construction methods by using Other Transaction Authority (OTA) and a progressive design-build (PDB) solicitation and execution methods. OTA/PDB execution will capitalize on the construction industry’s expertise to reduce cost/schedule risks.

1. COMPONENT	FY 2027 MILITARY CONSTRUCTION PROJECT DATA	2. DATE
AIR FORCE		MARCH 2026

3. INSTALLATION AND LOCATION	4. PROJECT TITLE:
REDSTONE ARSENAL ALABAMA	HEADQUARTERS UNITED STATES SPACE COMMAND, COMMAND AND CONTROL FACILITY

5. PROGRAM ELEMENT	6. CATEGORY CODE	7. PROJECT NUMBER	8. PROJECT COST ($000)
91211F	610-284	USSP270001	AUTH:1,800,000 APPR: 450,000

OTA/PDB execution is intentionally non-prescriptive to empower industry partners to innovate and propose the most effective technical solution to meet the defined needs. As a result, estimated facility scope quantities are subject to change as the design is refined.

This approach will deliver a new multi-facility campus at Redstone Arsenal, AL to accommodate the USSPACECOM mission. It is anticipated the campus will include a main Command & Control Facility housing the Command staff and operations centers, a visitor control center, a data center, a central utility plant, and a shipping & receiving building. The Command & Control facility will include a Command Suite, Joint Operations Center, functional operational cells, auditorium, cafeteria and a fitness room. Approximately 80% of the facility space will be constructed and accredited secure space complying with Intelligence Community Directive 705 criteria and standards, to include radio frequency shielding, electromagnetic pulse shielding, to ensure critical planning and operational functions maintain operational security. A central utility plant will include backup generators and uninterrupted power supplies, redundant cooling, and redundant Information Technology server rooms. The project will include all utilities, site improvements, landscaping, parking, and necessary supporting work for a complete and usable facility. This facility is authorized a backup generator by Air Force Manual, 32-1062. Facilities will be designed as permanent construction in accordance with the Department of War Unified Facilities Criteria 1-200-01, General Building requirements. This project will comply with Department of War antiterrorism/force protection requirements per Unified Facility Criteria 4-010-01.

Estimated Air Conditioning: 4500 Tons

11. REQ: 71,725 SM ADQT: 0 SM SUBSTD: 0 SM

PROJECT:
Headquarters United States Space Command, Command and Command Facility

REQUIREMENT:
The USSPACECOM unique mission demands a purpose-built Command and Control Facility (C2F) providing the backbone of a space weapons system domain enabling a secure, resilient and robust 24/7 operational C2F vital to national security and global stability. USSPACECOM is tasked to execute United States Code Title 10 responsibilities and Unified Command Plan (UCP) missions to defend and secure the space domain against continuing and immediate threats to the nation, our allies and partners. Joint warfighter success depends on space dominance. USSPACECOM plans, executes, and integrates military space power into multi-domain global operations in order to deter aggression, defend national interests, and when necessary, defeat threats. The Combatant Command is responsible for conducting space operations, sensor management, satellite communications management, and trans-regional missile defense. USSPACECOM is responsible for maintaining space superiority and ensuring the security of the U.S. and allied interests.

1. COMPONENT	FY 2027 MILITARY CONSTRUCTION PROJECT DATA	2. DATE
AIR FORCE		MARCH 2026

3. INSTALLATION AND LOCATION	4. PROJECT TITLE:
REDSTONE ARSENAL ALABAMA	HEADQUARTERS UNITED STATES SPACE COMMAND, COMMAND AND CONTROL FACILITY

5. PROGRAM ELEMENT	6. CATEGORY CODE	7. PROJECT NUMBER	8. PROJECT COST ($000)
91211F	610-284	USSP270001	AUTH:1,800,000 APPR: 450,000

Redstone Arsenal has been designated as the location for the Headquarters USSPACECOM C2F. The C2F will combine functions and personnel of USSPACECOM in one location facilitating integrated mission planning, exercising, and execution, resulting in organizational efficiency, and unified command and control of the space domain. The facilities will house 1,800 Commander-directed staff and include secure space for the required C2 operations centers meeting security and operational survivability & endurability requirements. Compliance with Intelligence Community Directive 705 requires adherence to extensive and detailed construction standards. This includes robust perimeter walls, ceilings, and floors designed to prevent forced entry or acoustic eavesdropping, as well as radio frequency shielding to block electronic eavesdropping. In addition, comprehensive alarm and monitoring systems are mandatory to detect unauthorized access. A visitor control center, located at the perimeter of the C2F campus, is necessary to provide access control and screening with dedicated badging and processing of individuals in a detached unclassified building.
The C2F will include a Joint Operations Center (JOC) serving as the nerve center for the USSPACECOM mission: to conduct operations in, from, and to space to deter conflict, and if necessary, defeat aggression, deliver space combat power for the Joint/Combined force, and defend U.S. vital interests with allies and partners. The JOC integrates data from a wide array of sources, including multiple operation centers, military services, and national agencies to provide the USSPACECOM commander with critical command and control capabilities. Redundancy within the JOC will enable continuity of operations through the continuum of conflict. The USSPACECOM C2F is not just a building, it is a foundational weapon system.

Multinational collaboration and commercial integration will be leveraged within the C2F to mesh and optimize the full force of intelligence, cooperation, and technology to defend and maintain space dominance. Other operational cells included in the C2F providing support and information to the JOC include the Joint Intelligence Operations Center, Joint Cyber Center, Theater Network Control Center, and the Joint Logistics Operations Center. A Battle Cab directly off the JOC floor providing the Commander and key staff with secure immediate access to operational information and decision-making tools will be integral to the C2F.

A dedicated data center supporting the C2F will provide a secure and reliable backbone of modern Information Technology infrastructure, including servers, storage devices and networking equipment. A central utility plant supporting critical infrastructure, including redundant and resilient electrical power and HVAC systems with back-up generators and uninterruptable power supplies, meeting UFC 4-141-03 standards, will be implemented to support a fault-tolerant no fail 24/7/365 USSPACECOM mission. On-site fuel storage supporting the central utility plant will be furnished enabling C2F resilience during crisis. Facilitating C2F survivability, the most critical spaces will be electromagnetic pulse (EMP) shielded. EMP shielding requires extensive construction standards in accordance with MIL-STD-188-125 providing continuous conductive barriers to attenuate high-altitude electromagnetic pulses. Key requirements include robust continuous steel walls, floors and ceilings, fully welded

1. COMPONENT	FY 2027 MILITARY CONSTRUCTION PROJECT DATA	2. DATE
AIR FORCE		MARCH 2026

3. INSTALLATION AND LOCATION	4. PROJECT TITLE:
REDSTONE ARSENAL ALABAMA	HEADQUARTERS UNITED STATES SPACE COMMAND, COMMAND AND CONTROL FACILITY

5. PROGRAM ELEMENT	6. CATEGORY CODE	7. PROJECT NUMBER	8. PROJECT COST ($000)
91211F	610-284	USSP270001	AUTH:1,800,000 APPR: 450,000

seams, protected points of entry for power, data, and ventilation, grounding and bonding for surge dissipation.

The C2F will integrate a range of administrative and mission support functions, including administrative office space to accommodate the staff as well as adequate multipurpose meeting and collaboration spaces, including a Command auditorium. In addition, a shipping & receiving building will provide logistical and facility operations spaces to include a facility maintenance operations center, loading and receiving, and storage spaces. A dining space offering meal services and a fitness area for warfighter readiness is also included within the C2F.

CURRENT SITUATION:
USSPACECOM was created in 2019 combining disparate missions and functions from all branches of the armed services and several agencies. UCP mission functions currently operate out of various temporary and leased facilities at several locations within Colorado Springs, CO. Joint warfighter space domain awareness and operational demands are stretching the existing temporary headquarters beyond their capacities. The antiquated facility systems result in high risk to mission. Lack of power and HVAC infrastructure directly limit the expansion of IT systems and new capabilities and deny the ability to achieve resilient, redundant and enduring operations. Lack of optimized, integrated secure spaces at the proper classification levels directly interferes with the timely exchange of internal and external partner and ally information. This ad hoc temporary organization is inefficient, cumbersome, and adversely impacts the cohesive command and control imperative for the USSPACECOM mission. In addition, operating out of off-installation, leased facilities presents security vulnerability risks. This project implements the final USSPACECOM basing action decision at Redstone Arsenal and incorporates requirements to provide an advanced warfighting capability.

IMPACT IF NOT PROVIDED:
USSPACECOM command, control, and mission operations will degrade with increased vulnerabilities to missions, facilities, personnel, and the Nation. USSPACECOM will lack the speed, resiliency and accuracy demanded by the Joint Force to execute its unique mission. Without a purpose-built C2F, USSPACECOM’s space dominance will be outpaced in the ever-changing complex nature of global conflict. Critical existing facility infrastructure and data center limitations are strangling the Joint Operation Center’s (JOC) ability to expand capabilities and personnel. Capabilities have been pushed off-floor or forced non-redundant postures to absorb the most critical requirements into a JOC not designed or built for global space C2. USSPACECOM’s ability to fully integrate allies and partners in joint training exercises, further enable integration of a multi-mission sensors with commercial and non-traditional sensors, educate Joint Warfighters in the application of comprehensive space power, and facilitate diversity of thought by leveraging our Joint workforce to increase lethality as Joint-minded space professionals will stagnant within the confines of the current footprint. Existing, purpose built & equipped space for these functions does not exist. Space global threats to the

1. COMPONENT	FY 2027 MILITARY CONSTRUCTION PROJECT DATA	2. DATE
AIR FORCE		MARCH 2026

3. INSTALLATION AND LOCATION	4. PROJECT TITLE:
REDSTONE ARSENAL ALABAMA	HEADQUARTERS UNITED STATES SPACE COMMAND, COMMAND AND CONTROL FACILITY

5. PROGRAM ELEMENT	6. CATEGORY CODE	7. PROJECT NUMBER	8. PROJECT COST ($000)
91211F	610-284	USSP270001	AUTH:1,800,000 APPR: 450,000

nation require a secure, efficient, and decisive response and a unified command and control infrastructure is critical in accomplishing the requirement. The Joint Force will not have a single-site government owned facility which meets mission requirements and will continue to incur high-cost leased facilities that do not fully meet mission needs.

ADDITIONAL:
This project will meet the criteria/scope in Department of the Air Force Manual 32-1084, Standard Facility Requirements. This design shall conform to criteria established in the Air Force Corporate Facilities Standards (AFCFS), the Installation Facilities Standards, but will not employ a standard facility design because there is no AF standard facility design for this project and there is no applicable standard design from Air Force Civil Engineer Center. All reasonable alternatives were considered during the development of this project. New construction is the only viable option to meet this requirement. Sustainable principles, to include life-cycle cost-effective practices, will be integrated into the design, development, and construction of the project in accordance with Unified Facility Criteria 1-200-02, High Performance and Sustainable Building Requirements. This includes preparation of a life-cycle cost analysis for energy consuming systems, renewable energy generating systems, whenever life-cycle cost effective is selected as the reason any requirement of Unified Facility Criteria 1-200-02 is partially compliant or not applicable. This project does not fall within or partly within the 100-year flood plain. The facility is sited in accordance with the Installation Development Plan and is within a compatible land use area. Supporting facilities exceed 25% of the primary facilities total due to extensive site preparation, security requirements, and robust infrastructure resiliency requirements. No construction growth offset is required for this project.

US Army Garrison - Redstone Arsenal Director of Public Works:
Space Operations Facility: SM = 61,250 Square Feet: 659,289
Data Center & Central Utility Plant: SM = 7,312 Square Feet: 78,706
Visitor Control Center: SM = 668 Square Feet: 7,190
Shipping/Receiving Facility: SM = 2,495 Square Feet: 26,856

JOINT USE CERTIFICATION: Mission Requirements, operational considerations, and location are incompatible with use by other components.

1. COMPONENT	FY 2027 MILITARY CONSTRUCTION PROJECT DATA	2. DATE
AIR FORCE		MARCH 2026

3. INSTALLATION AND LOCATION	4. PROJECT TITLE:
REDSTONE ARSENAL ALABAMA	HEADQUARTERS UNITED STATES SPACE COMMAND, COMMAND AND CONTROL FACILITY

5. PROGRAM ELEMENT	6. CATEGORY CODE	7. PROJECT NUMBER	8. PROJECT COST ($000)
91211F	610-284	USSP270001	AUTH:1,800,000 APPR: 450,000

12. SUPPLEMENTAL DATA:

A. Estimated Execution Data:

(1) Acquisition Strategy: Other Transaction Authority/Progressive Design-Build

(2) Design Data:

(a) Design, Request for Proposal (RFP) or OTA Challenge Statement 1 Start:	MAR/2026
(b) Percentage of Design Completed as of Sep 2025:	0%
(c) Percentage of Design Completed as of Sep 2026:	10%
(d) Design, RFP Complete or OTA Phase 1 Award:	MAY/2026
(e) Total Design Cost or Cost to award Construction OTA Phase II ($000):	$57,000
(f) Energy Study and/or Life Cycle Analysis:	YES
(g) Standard or definitive design used?	NO

(3) Construction Data:

(a) Contract Construction OTA Phase II Award:	NOV/2026
(b) Construction Start:	MAY/2027
(c) Construction Complete:	SEP/2032

B. Equipment associated with this project which will be provided from other appropriations:

Equipment Nomenclature	Procuring Appropriation	Fiscal Year Appropriated Or Requested	Cost ($000)
Furniture Fixtures & Equipment	3080	FUTURE YEAR	70,015
Site Security Manpower	3400	FUTURE YEAR	18,000
C4IT Eqpmt & Systems (includes UPS)	3080	FUTURE YEAR	2,118,100
Security Related Equipment	3080	FUTURE YEAR	15,000

C. Authorization and Appropriation Summary:

	Authorization $(000)	Auth of Approp $(000)	Appropriation $(000)
FY2027 Budget Request	1,800,000	450,000	450,000
Future Request	0	1,350,000	1,350,000
Total	1,800,000		1,800,000

* Incremental construction phasing and funding strategy to be driven by OTA/PDB construction contractor’s overall construction strategy.

MILCON Work-in-Progress (WIP) Curve – USSPACECOM HQ

Project Information	
Project Title	USSPACECOM HQ
Installation	RedStone Arsenal
Program Year (FY)	2027
Project #	110161

Financial Inputs & Derived Amounts ($000)	
Programmed Amount (PA)	1,800,000
SIOH Rate	6.5%
Contingency Rate	5.0%
SIOH Amount	117,000
Contingency Amount	90,000
Construction (PA less SIOH & Cont)	1,593,000
Total Increments	4
Key Dates (Calculated)	
Begin Date (FY Start)	Oct 1, 2026
Award Date (Assumed)	Apr 1, 2027
Complete Date (Award + 1100d; set to 1st of month)	Mar 1, 2032
Period of Performance Measured in Days	1825

Funding & Obligation Increments ($000)

Increment	Amount ($000)	Funding Date	Obligation Date
Increment1	450,000	Jan 1, 2027	Apr 1, 2027
Increment2	600,000	Oct 1, 2027	Jan 1, 2028
Increment3	375,000	Oct 1, 2028	Jan 1, 2029
Increment4	375,000	Oct 1, 2029	Jan 1, 2030
Total Funding	1,800,000	Check vs PA	0

Outlay Curve Controls (Adjust if needed)	
Outlay Curve Steepness (k)	8.0
Outlay Curve Shift (Months)	0.0
Normalized Logistic Base (t=0)	0.01798621
Normalized Logistic Top (t=1)	0.98201379
Total Outlay ($000) (assumed = PA)	1,800,000

Monthly Cash Flow (Automated from Spend Plan)

Month	Funding ($000)	Obligation ($000)	Outlay ($000)	Cumulative Funding	Cumulative Obligation	Cumulative Outlay
Oct 2026	0	0	0	0	0	0
Nov 2026	0	0	0	0	0	0
Dec 2026	0	0	0	0	0	0
Jan 2027	450,000	0	0	450,000	0	0
Feb 2027	0	0	0	450,000	0	0
Mar 2027	0	0	0	450,000	0	0
Apr 2027	0	450,000	4,692	450,000	450,000	4,692
May 2027	0	0	5,332	450,000	450,000	10,024
Jun 2027	0	0	6,054	450,000	450,000	16,078
Jul 2027	0	0	6,869	450,000	450,000	22,947
Aug 2027	0	0	7,785	450,000	450,000	30,732
Sep 2027	0	0	8,814	450,000	450,000	39,546
Oct 2027	600,000	0	9,966	1,050,000	450,000	49,512
Nov 2027	0	0	11,253	1,050,000	450,000	60,765
Dec 2027	0	0	12,686	1,050,000	450,000	73,451
Jan 2028	0	600,000	14,274	1,050,000	1,050,000	87,725
Feb 2028	0	0	16,030	1,050,000	1,050,000	103,755
Mar 2028	0	0	17,959	1,050,000	1,050,000	121,714
Apr 2028	0	0	20,070	1,050,000	1,050,000	141,784
May 2028	0	0	22,364	1,050,000	1,050,000	164,148
Jun 2028	0	0	24,841	1,050,000	1,050,000	188,988
Jul 2028	0	0	27,494	1,050,000	1,050,000	216,482
Aug 2028	0	0	30,311	1,050,000	1,050,000	246,794
Sep 2028	0	0	33,273	1,050,000	1,050,000	280,066
Oct 2028	375,000	0	36,350	1,425,000	1,050,000	316,417
Nov 2028	0	0	39,507	1,425,000	1,050,000	355,924
Dec 2028	0	0	42,696	1,425,000	1,050,000	398,620
Jan 2029	0	375,000	45,862	1,425,000	1,425,000	444,481
Feb 2029	0	0	48,941	1,425,000	1,425,000	493,423
Mar 2029	0	0	51,863	1,425,000	1,425,000	545,286
Apr 2029	0	0	54,555	1,425,000	1,425,000	599,841
May 2029	0	0	56,941	1,425,000	1,425,000	656,782
Jun 2029	0	0	58,951	1,425,000	1,425,000	715,734
Jul 2029	0	0	60,521	1,425,000	1,425,000	776,255
Aug 2029	0	0	61,598	1,425,000	1,425,000	837,853
Sep 2029	0	0	62,147	1,425,000	1,425,000	900,000
Oct 2029	375,000	0	62,147	1,800,000	1,425,000	962,147
Nov 2029	0	0	61,598	1,800,000	1,425,000	1,023,745
Dec 2029	0	0	60,521	1,800,000	1,425,000	1,084,266
Jan 2030	0	375,000	58,951	1,800,000	1,800,000	1,143,218
Feb 2030	0	0	56,941	1,800,000	1,800,000	1,200,159
Mar 2030	0	0	54,555	1,800,000	1,800,000	1,254,714
Apr 2030	0	0	51,863	1,800,000	1,800,000	1,306,577
May 2030	0	0	48,941	1,800,000	1,800,000	1,355,519
Jun 2030	0	0	45,862	1,800,000	1,800,000	1,401,380
Jul 2030	0	0	42,696	1,800,000	1,800,000	1,444,076
Aug 2030	0	0	39,507	1,800,000	1,800,000	1,483,583
Sep 2030	0	0	36,350	1,800,000	1,800,000	1,519,934
Oct 2030	0	0	33,273	1,800,000	1,800,000	1,553,206
Nov 2030	0	0	30,311	1,800,000	1,800,000	1,583,518
Dec 2030	0	0	27,494	1,800,000	1,800,000	1,611,012
Jan 2031	0	0	24,841	1,800,000	1,800,000	1,635,852
Feb 2031	0	0	22,364	1,800,000	1,800,000	1,658,216
Mar 2031	0	0	20,070	1,800,000	1,800,000	1,678,286
Apr 2031	0	0	17,959	1,800,000	1,800,000	1,696,245
May 2031	0	0	16,030	1,800,000	1,800,000	1,712,275
Jun 2031	0	0	14,274	1,800,000	1,800,000	1,726,549
Jul 2031	0	0	12,686	1,800,000	1,800,000	1,739,235

Aug 2031	0	0	11,253	1,800,000	1,800,000	1,750,488
Sep 2031	0	0	9,966	1,800,000	1,800,000	1,760,454
Oct 2031	0	0	8,814	1,800,000	1,800,000	1,769,268
Nov 2031	0	0	7,785	1,800,000	1,800,000	1,777,053
Dec 2031	0	0	6,869	1,800,000	1,800,000	1,783,922
Jan 2032	0	0	6,054	1,800,000	1,800,000	1,789,976
Feb 2032	0	0	5,332	1,800,000	1,800,000	1,795,308
Mar 2032	0	0	4,692	1,800,000	1,800,000	1,800,000
TOTAL	**1,800,000**	**1,800,000**	**1,800,000**	**1,800,000**	**1,800,000**	**1,800,000**

Cumulative WIP Curve

Project: USSPACECOM HQ
Program Year: 2027

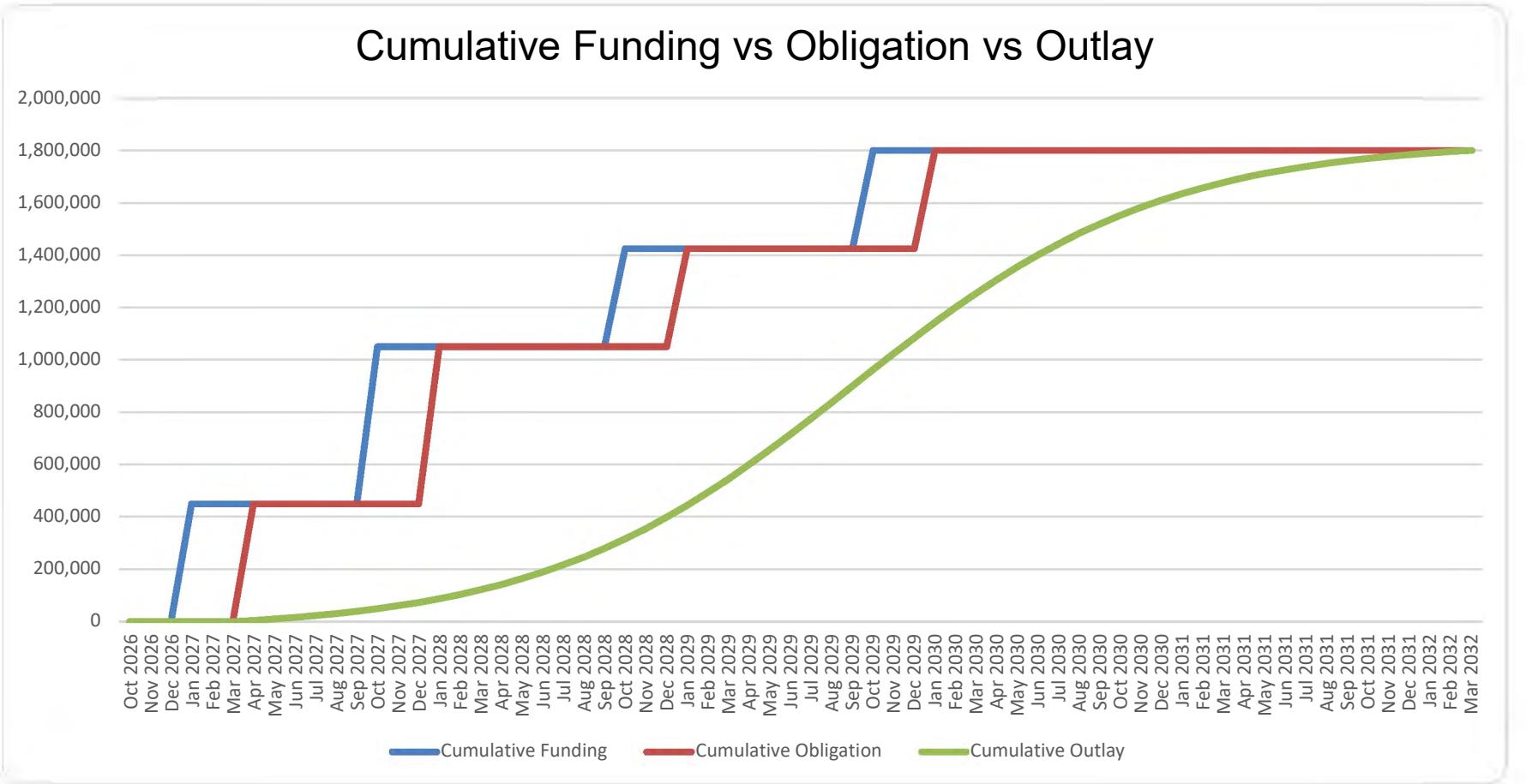

1. COMPONENT	FY 2027 MILITARY CONSTRUCTION PROGRAM	2. DATE (YYYYMMDD)
AIR FORCE		20260326

3. INSTALLATION AND LOCATION	4. COMMAND	5. AREA CONTRUCTION COST INDEX
EIELSON AFB, ALASKA	PACAF	2.67

6. PERSONNEL		(1) PERMANENT			(2) STUDENTS			(3) SUPPORTED			(4) TOTAL
		OFFICER	ENLISTED	CIVILIAN	OFFICER	ENLISTED	CIVILIAN	OFFICER	ENLISTED	CIVILIAN	
a. AS OF	30-Sep-24	281	3,000	611	0	1	0	119	618	336	4,966
b. END FY	30-Sep-31	281	3,000	615	0	1	0	119	618	336	4,970

7. INVENTORY DATA *($000)*

a. TOTAL ACREAGE	101,470.81
b. INVENTORY TOTAL AS OF 29-Jul-25	19,897,618.00
c. AUTHORIZATION NOT YET IN INVENTORY	0.00
d. AUTHORIZATION REQUESTED IN THIS PROGRAM	91,000.00
e. AUTHORIZATION INCLUDED IN FOLLOWING PROGRAM	0.00
f. PLANNED IN NEXT THREE PROGRAM YEARS	0.00
g. REMAINING DEFICIENCY	0.00
h. GRAND TOTAL	19,988,618.00

8. PROJECTS REQUESTED IN THIS PROGRAM

a. CATEGORY			b. COST ($000)	c. DESIGN STATUS	
(1) CODE	(2) PROJECT TITLE	(3) SCOPE		(1) START	(2) COMPLETE
141-753	JPARC Range Operation Center	3,522 SM	91,000	11/22	7/26

9. FUTURE PROJECTS

None.

R&M Unfunded Requirements: N/A.

10. MISSION OR MAJOR FUNCTIONS

The 354th Fighter Wing is the host unit at Eielson Air Force Base and is assigned to 11th Air Force, headquartered at Elmendorf Air Force Base near Anchorage. Eleventh Air Force falls under Pacific Air Forces, which is headquartered at Hickam Air Force Base, Hawaii. The wing supports operations, maintenance, mission support, and medical group functions and is host to ten tenant units.

To execute the National Defense Strategy and support the objectives of United States Indo-Pacific Command (USINDOPACOM), PACAF must be agile, resilient, lethal, and revolutionary. As the Air Component, PACAF will integrate joint force air, space, and cyberspace capabilities to safeguard a free and open Indo-Pacific.

11. OUTSTANDING POLLUTION AND SAFETY DEFICIENCIES

N/A

1. COMPONENT	FY 2027 MILITARY CONSTRUCTION PROJECT DATA	2. DATE
AIR FORCE		MAR 2026

3. INSTALLATION AND LOCATION	4. PROJECT TITLE
EIELSON AIR FORCE BASE ALASKA	JPARC RANGE OPERATIONS CENTER

5. PROGRAM ELEMENT	6. CATEGORY CODE	7. PROJECT NUMBER	8. PROJECT COST ($000)
91211F	141-753	FTQW083001	91,000

9. COST ESTIMATES

ITEM	UM	QUANTITY	UNIT COST	COST($000)
PRIMARY FACILITIES				55,829
SQUADRON OPERATIONS (141-753)	SM	3,522	14,337	(50,497)
ICD 705 PREMIUM	LS			(5,082)
CYBERSECURITY OF FACILITY-RELATED CONTROL SYS	LS			(250)
SUPPORTING FACILITIES				19,168
SITE PREPARATION	LS			(4,276)
SITE IMPROVEMENTS	LS			(2,226)
UTILITIES	LS			(5,313)
ROADS, SIDEWALKS, AND PARKING	LS			(3,282)
COMMUNICATIONS	LS			(1,021)
GENERATOR	KW	300	3,589	(1,077)
SOIL REMEDIATION	LS			(1,973)
SUBTOTAL				74,997
CONTINGENCY (5.00%)				3,750
TOTAL CONTRACT COST				78,747
SUPERVISION, INSPECTION AND OVERHEAD (7.30%)				5,749
CONSTRUCTION SECURITY SURVEILLANCE				6,812
TOTAL REQUEST				91,308
TOTAL REQUEST (ROUNDED)				91,000
EQUIPMENT FROM OTHER APPROPRIATIONS (NON-ADD)				(8,386)

10. DESCRIPTION OF PROPOSED CONSTRUCTION

Construct a new facility across Flight Line Avenue from building 1151 in support of the Alaska Red Flag mission, including all air operations major combat training in a joint, multinational, multi-domain, and unconventional environment against a 21st century near-peer competitors. The facility will consist of administrative space, building support space, and secure workspace for mission critical activities. The facility shall be a multi-story structure with a non-frost susceptible foundation system. Work includes but is not limited to construction of a facility with conventional shallow concrete foundation system, steel structure and framing, and seismically designed with special concentrically braced frames. The building exterior will feature Eielson Air Force Base Installation Facility Standards compliant metal siding panels, and a compatible membrane low-slope roof system. Standing seam metal roofing shall be where visible from the ground. The facility will be air conditioned and supported by base wide district utilities for steam, water/sewer, and electricity. Soils remediation is required to mitigate, transport, and dispose of hazardous soils off site. Infrastructure and facility design should be compatible with applicable Department of War, Air Force, and base design standards. Work to include all subgrade and subbase work, drainage, foundation, and facility assembly. In addition, local materials and construction techniques shall be used where cost effective. Facilities will be designed as permanent construction in accordance with Department of War Unified Facilities Criteria 1-200-01, General Building requirements. This project will comply with Department of War antiterrorism/ force protection requirements per Unified Facilities Criteria 4-010-01.

Air Conditioning: 85 Tons

1. COMPONENT	FY 2027 MILITARY CONSTRUCTION PROJECT DATA	2. DATE
AIR FORCE		MAR 2026

3. INSTALLATION AND LOCATION	4. PROJECT TITLE
EIELSON AIR FORCE BASE ALASKA	JPARC RANGE OPERATIONS CENTER

5. PROGRAM ELEMENT	6. CATEGORY CODE	7. PROJECT NUMBER	8. PROJECT COST ($000)
91211F	141-753	FTQW083001	91,000

11. REQ: 3,522 SM ADQT: 0 SUBSTD: 4,465 SM

PROJECT:
Provides a dedicated range operations center for training missions in the Joint Pacific Alaska Range Complex (JPARC)and administrative space for the 354th Range Squadron.

REQUIREMENT:
Provide a new facility to adequately house range operations supporting Joint Multi-national training exercises (RED FLAG - Alaska) in the Joint Pacific Alaska Range Complex, specifically the Oklahoma, Blair, and Yukon Military Operating Areas. The facility must be able to allow integrated, multi-domain mission planning, execution, mission capture, and debrief. Additional workspaces will allow adequate support for RED FLAG-Alaska, and other high-end training events; providing for full spectrum venue aimed at 5th Gen, campaign-level training. The project will provide adequate space for Red and Blue force planning cells, Opposing Forces, White Force, and 5th Gen participants to operate in a single facility. Facility must include secured spaces in accordance with Intelligence Community Directive 705, Intelligence Community Standard 705-1, Intelligence Community Tech Spec-for Intelligence Community Directive/ Intelligence Community Standard, and associated Unified Facility Criteria. A Site Security Manager or Accrediting Official shall be part of this project design and construction, and the project shall cover costs for escorting, and/or construction surveillance technicians/personnel during construction. Facility will support all unit flight training tasks including planning, briefing, administration, and critique of combat crews. Construction of road pavement, parking lots and sidewalks is required to support the year-round facility personnel.

CURRENT SITUATION:
Currently Eielson Air Force Base does not have the facilities to fully support Red Flag Alaska planned exercises with over 1,400 visiting personnel and participants. It is incapable of carrying out the Joint Pacific Alaska Range Complex's 2025 goal of becoming a 5th Generation Training Center of Excellence. The existing facility lacks the capacity and capability to plan, execute, and capture required mission data for 5th Gen combat training. Its size hinders planning, executing, and debriefing of Red Flag-Alaska exercises, and multi-domain, live and Synthetic 5th Gen operations. There is inadequate space for required offices, video teleconference/main briefing auditorium, and secured rooms.
Additionally, reaching full exercise capability would require specialized mission planning and control rooms with communication connections and equipment for both Red and Blue force planning cells. Current exercise participants must share space which requires occupants' workspaces and brief/debrief rooms to be relinquished whenever Red Flag Alaska operations take place. Temporary Duty personnel are frequently required to stand in hallways and aisles during briefings and introductory meetings. In addition, personnel currently work out of converted closets, trailers, and corridors in the existing facility. There is no room for expansion nor the ability to provide separate classified needs associated with the fighter units, tankers, Intelligence, Surveillance, and Reconnaissance, Special Operations forces, Air Operations Center cells, Ground Control Intercept, and

1. COMPONENT	FY 2027 MILITARY CONSTRUCTION PROJECT DATA	2. DATE
AIR FORCE		MAR 2026

3. INSTALLATION AND LOCATION	4. PROJECT TITLE
EIELSON AIR FORCE BASE ALASKA	JPARC RANGE OPERATIONS CENTER

5. PROGRAM ELEMENT	6. CATEGORY CODE	7. PROJECT NUMBER	8. PROJECT COST ($000)
91211F	141-753	FTQW083001	91,000

Live-Synthetic liaisons. The Fifth Gen and Contested-Degraded operations require integrated, simultaneous, multiple-level security operations with real-time multi-level security instrumentation systems to ensure accuracy and fidelity of training. Those aspects will be impossible with existing structures. Optimal success of training will continue to fall short as growth and needed enhancements cannot be incorporated. By building a second facility to provide the needed functions not currently fitting inside of building 1151, Eielson will be better able to meet the needs associated with the mission of conducting 5th Gen training operations across all domains and spectrums.

IMPACT IF NOT PROVIDED:
Red Flag Alaska exercises will be impeded in their ability to provide complete training to visiting pilots, air crews, and support personnel. Exercise participants will continue to be forced to use less than adequate space for mission planning, debriefs, and exercise in-briefs and out-briefs. Opposing Forces, White Force, and 5th Gen participants will continue to work in separate buildings, which is not ideal. Red Flag Alaska will be unable to carry out Joint Pacific Alaska Range Complex 2025 goal of 5th Generation Training Center of Excellence. The training value of Red Flag Alaska will diminish due to inadequate workspace and there will be a loss of effectiveness for planning, executing, and debriefing for Red Flag Alaska. Without the project, over 300 personnel will have unsatisfactory working conditions. The inadequate requirement of secure workspace is a security concern as mission critical activities are performed in an unsuitable environment. This facility is vital to supporting Red Flag Alaska and will directly limit scope of training exercise if not constructed.

ADDITIONAL:
This project meets applicable criteria/scope specified in Department of the Air Force Manual 32-1084, Standard Facility Requirements. This design shall conform to criteria established in the Air Force Corporate Facilities Standards, the Installation Facilities Standards, but will not employ a standard facility design because there is no Air Force standard facility design for this project, and there is no applicable standard design from Air Force Civil Engineer Center All reasonable alternatives were considered during the development of this project to include status quo, renovation, and new construction. An approved Economic Analysis determined new construction as the only viable option to meet this requirement. Sustainable principles, to include life-cycle cost-effective practices, will be integrated into the design, development, and construction of the project in accordance with Unified Facilities Criteria 1-200-02, High Performance and Sustainable Building Requirements. This includes preparation of a life-cycle cost analysis for energy consuming systems, renewable energy generating systems, or whenever life-cycle cost effective is selected as the reason any requirement of Unified Facilities Criteria 1-200-02 is partially compliant or not applicable. The project falls within the 100-year floodplain. The risk will be mitigated by constructing the facility and any flood-susceptible utilities above the 100-year flood level. This is a non-mission critical facility. The facility and any flood-susceptible utilities will be constructed a minimum of two feet above the 100-year flood elevation.

1. COMPONENT	FY 2027 MILITARY CONSTRUCTION PROJECT DATA	2. DATE
AIR FORCE		MAR 2026

3. INSTALLATION AND LOCATION	4. PROJECT TITLE
EIELSON AIR FORCE BASE ALASKA	JPARC RANGE OPERATIONS CENTER

5. PROGRAM ELEMENT	6. CATEGORY CODE	7. PROJECT NUMBER	8. PROJECT COST ($000)
91211F	141-753	FTQW083001	91,000

Facility is sited in accordance with the Installation Development Plan and is within a compatible land use area. Supporting Facilities exceed 25% of the Primary Facilities total due to This project falls within the 100-year flood plain. The risk is managed by the Chena Dam Control Project which mitigates the greatest flooding risk to the site. This is a non-mission critical facility. The construction growth offset for this requirement is 37909 square feet.

354 Fighter Wing Base Civil Engineer: (907) 377-5213
SQUADRON OPERATIONS: 3,522 SM = 37,909 Square Feet;

JOINT USE CERTIFICATION: This facility can be used by other components on an "as available" basis; however, the scope of the project is based on Air Force requirements.

1. COMPONENT	FY 2027 MILITARY CONSTRUCTION PROJECT DATA	2. DATE
AIR FORCE		MAR 2026

3. INSTALLATION AND LOCATION	4. PROJECT TITLE
EIELSON AIR FORCE BASE ALASKA	JPARC RANGE OPERATIONS CENTER

5. PROGRAM ELEMENT	6. CATEGORY CODE	7. PROJECT NUMBER	8. PROJECT COST ($000)
91211F	141-753	FTQW083001	91,000

12. SUPPLEMENTAL DATA:

A. Estimated Execution Data:

(1) Acquisition Strategy: Design-Bid-Build

(2) Design Data

(a) Design or Request for Proposal(RFP) Started:	NOV/2022
(b) Percent of Design Completed as of SEP 2025:	35%
(c) Percent of Design Completed as of JAN 2026:	65%
(d) Design or RFP Complete:	JUL/2026
(e) Total Design Cost ($000):	11,375
(f) Energy Study and/or Life Cycle Cost Analysis	YES
(g) Standard or Definitive Design Used?	NO

(3) Construction Data:

(a) Contract Award:	JAN/2027
(b) Construction Start:	APR/2027
(c) Construction Complete:	FEB/2029

B. Equipment associated with this project which will be provided from other appropriations:

Equipment Nomenclature	Procuring Appropriation	Fiscal Year Appropriated Or Requested	Cost ($000)
UPS Systems	O&M	2022	5,620
Furniture, Fixtures, & Equipme	O&M	2022	2,766

Spend Plan CAO: 4-Sep-25

Project Title:	JPARC Range Operations Center
Installation:	Eielson AFB, AK
Program Year	2027
Project #	FTQW0830001

Financials		
PA ($000)		91,000
Initial Contract		78,670
SIOH	9.0%	8,190
SIOH / Month		410
Other (Contingency)	5.0%	4,141
Other / Month		207

Schedule	
Award	30-Apr-27
Complete	30-Jun-29
POP	780
Months	26.0

Instructions and Notes
This spreadsheet is designed to help the user develop a WIP Curve for inclusion with a project 1391. The user only needs to know the project cost and schedule. Edit The Green Fields ONLY

1	Enter the Project Title, Location, and Project number
2	Enter the Date this WIP Curve is being updated
3	Enter the Project PA
4	Enter the SIOH required by the agent (6.5% for USACE FY24 and beyond)
5	Enter the contingency percentage plus other amounts withheld by the Agent
6	Enter the projected project Award Date (usually 1 Apr of the Execution FY)
7	Enter the Project Complete Date (Usually Award plus ~1000 days, use the 1st of a month)
8	Enter the Chart Begin Date (first day of the Program Year: 1-Oct-XX) (Use "Short Date" format.)
9	Enter the Dates anticipate to receive each increment of funding (usually January of the Program year, and Oct for subsequent increments)
10	Enter the Dates anticipated to Award the contract (usually 1 Apr of the Program year and obligate increments (usually 1 Oct for increments after initial award.)
11	Enter the Value of each increment (If the project is less than $250M enter the PA as 1st Increment)

Chart	Fund	Obligate	Fund mmm-yr	Obligate mmm-yr	Months	Increment	Obligate	SIOH	Other
Begin	1-Oct-26		Oct-26		1528	91,000	78,670	8,190	4,141
1st Increment	31-Jan-27	30-Apr-27	Jan-27	Apr-27	26	91,000	78,670	8,190	4,141
2nd Increment					0		-	-	-
3rd Increment					0		-	-	-
4th Increment					0		-	-	-
5th Increment					0		-	-	-
End	30-Jun-29	30-Jun-29	Jun-29	Jun-29	0		-	-	-
Total					**26**	**91,000**	**78,670**	**8,190**	**4,141**

Spend Plan CAO: 04-Sep-25

Project Title:	JPARC Range Operations Center
Installation:	Eielson AFB, AK
Program Year	2027
Project #	FTQW0830001

All Cost in thousands

Chart Begin Oct-26	FUNDING (note 1)		OBLIGATION (note 2-3)		OUTLAYS (note 4-5)	
Month	**Enacted**	**Cumulative**	**Obligated**	**Cumulative**	**Monthly**	**Cumulative**
Oct-26			-	-	-	-
Nov-26	-	-	-	-	-	-
Dec-26	-	-	-	-	-	-
Jan-27	91,000	91,000	-	-	-	-
Feb-27	-	91,000	-	-	-	-
Mar-27	-	91,000	-	-	-	-
Apr-27	-	91,000	78,670	78,670	-	-
May-27	-	91,000	617	79,286	-	-
Jun-27	-	91,000	617	79,903	13,650	13,650
Jul-27	-	91,000	617	80,519	2,000	15,650
Aug-27	-	91,000	617	81,136	2,200	17,850
Sep-27	-	91,000	617	81,752	2,420	20,270
Oct-27	-	91,000	617	82,369	2,662	22,932
Nov-27	-	91,000	617	82,985	2,928	25,860
Dec-27	-	91,000	617	83,602	3,221	29,081
Jan-28	-	91,000	617	84,218	3,543	32,624
Feb-28	-	91,000	617	84,835	3,897	36,521
Mar-28	-	91,000	617	85,451	4,287	40,808
Apr-28	-	91,000	617	86,068	4,716	45,524
May-28	-	91,000	617	86,684	5,188	50,712
Jun-28	-	91,000	617	87,301	5,707	56,419
Jul-28	-	91,000	617	87,917	5,707	62,126
Aug-28	-	91,000	617	88,534	5,136	67,262
Sep-28	-	91,000	617	89,150	4,622	71,884
Oct-28	-	91,000	617	89,767	4,160	76,044
Nov-28	-	91,000	617	90,383	3,744	79,788
Dec-28	-	91,000	617	91,000	2,995	82,783
Jan-29	-	91,000	-	91,000	2,396	85,179
Feb-29	-	91,000	-	91,000	1,917	87,096
Mar-29	-	91,000	-	91,000	1,534	88,630
Apr-29	-	91,000	-	91,000	1,109	89,739
May-29	-	91,000	-	91,000	887	90,626
Jun-29	-	91,000	-	91,000	374	91,000

Notes	
Note 1:	Assumes initial appropriation is enacted by Congress OCT FY 2027.
Note 2:	Assumes funds are available for obligation by May 1 of the execution year and by May 1 for subsequent years.
Note 3:	Assumes ALL project funds (contract, SIOH, contingency, etc) are obligated NLT 6 months prior to project end
Note 4	Assumes contract award in MAY 27 and contract completion JUL 30; duration 38 months.
Note 5	Assumes Agent will retain 1% of project obligations for a final payment

JPARC Range Operations Center, Eielson AFB, AK

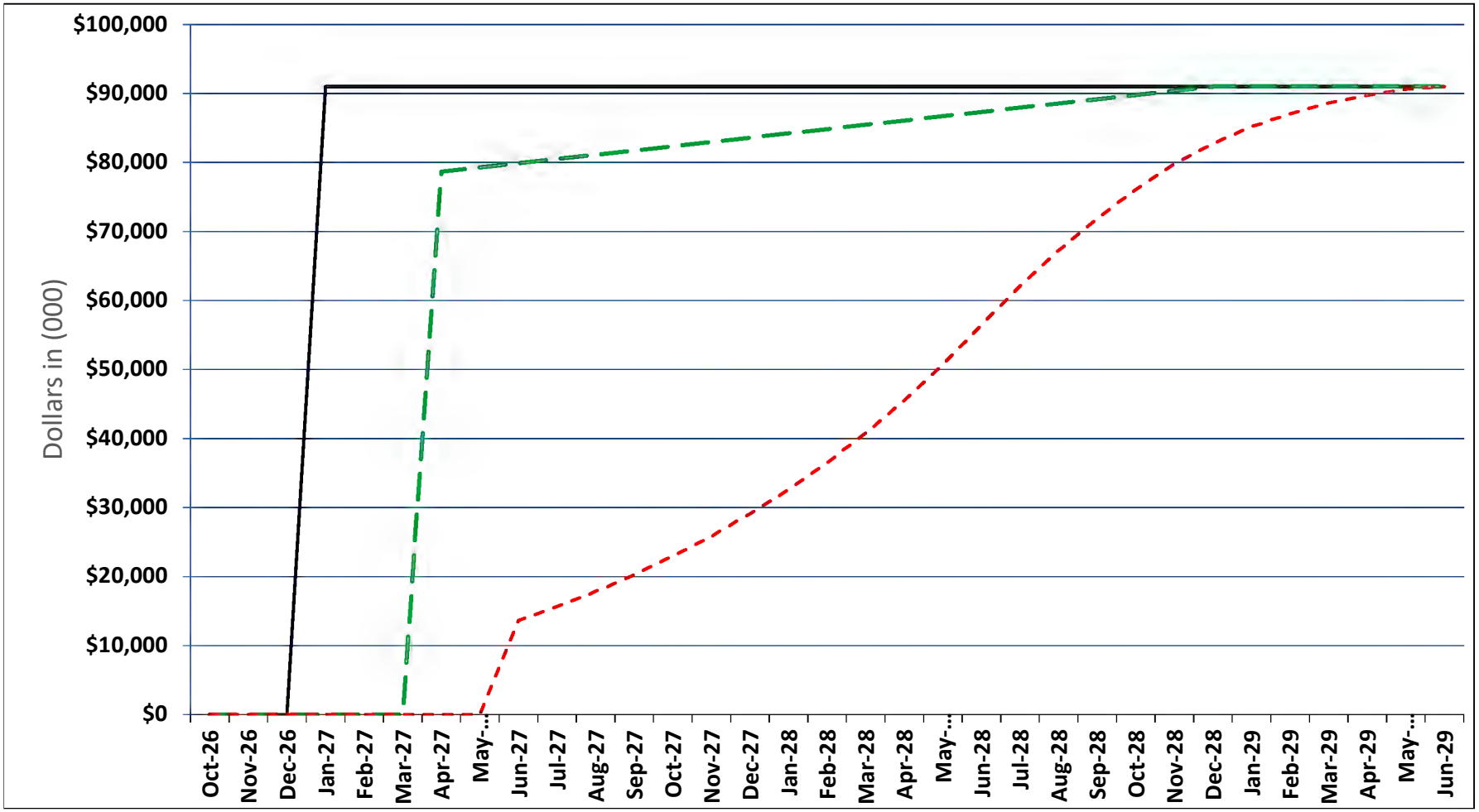

1. COMPONENT	FY 2027 MILITARY CONSTRUCTION PROGRAM	2. DATE (YYYYMMDD)
AIR FORCE		20260326

3. INSTALLATION AND LOCATION	4. COMMAND	5. AREA CONTRUCTION COST INDEX
JOINT BASE ELMENDORF-RICHARDSON, ALASKA	PACIFIC AIR FORCES	2.31

6. PERSONNEL		(1) PERMANENT			(2) STUDENTS			(3) SUPPORTED			(4) TOTAL
		OFFICER	ENLISTED	CIVILIAN	OFFICER	ENLISTED	CIVILIAN	OFFICER	ENLISTED	CIVILIAN	
a. AS OF	30-Sep-25	790	4,770	2,237	0	1	0	335	1,618	288	10,039
b. END FY	30-Sep-30	790	4,771	2,263	0	1	0	335	1,618	288	10,066

7. INVENTORY DATA *($000)*

a. TOTAL ACREAGE	78,691.00
b. INVENTORY TOTAL AS OF 30-Sep-25	37,865,064.00
c. AUTHORIZATION NOT YET IN INVENTORY	355,000.00
d. AUTHORIZATION REQUESTED IN THIS PROGRAM	6,964,000.00
e. AUTHORIZATION INCLUDED IN FOLLOWING PROGRAM	0.00
f. PLANNED IN NEXT THREE PROGRAM YEARS	0.00
g. REMAINING DEFICIENCY	445,000.00
h. GRAND TOTAL	45,629,064.00

8. PROJECTS REQUESTED IN THIS PROGRAM

a. CATEGORY			b. COST ($000)	c. DESIGN STATUS	
(1) CODE	(2) PROJECT TITLE	(3) SCOPE		(1) START	(2) COMPLETE
211-111	Fighter Town Recapitalization	49,694SM	2,066,050	03/2026	09/2026
171-212	Joint Integrated Test and Training Ctr, Inc	13,920SM	42,000	06/2023	05/2026

9. FUTURE PROJECTS

171-212 Joint Integrated Test and Training Ctr, Inc (13,920SM/$35,000)
211-111 Fighter Town Recapitalization (49,694SM/$4,897,950)

10. MISSION OR MAJOR FUNCTIONS

Joint Base Elmendorf-Richardson is home to the 3rd Wing, Headquarters Alaskan Command, Headquarters United States Army Alaska, Alaskan North American Aerospace Defense Command Region, and 11th Air Force. Its mission provides air supremacy, surveillance, worldwide airlift, and agile combat support forces to project global power and global reach and training and readiness oversight responsibilities for Army Force Generation in Alaska. It is host to an operations group with squadrons of E-3B, C-17, F-22A and C-12 aircraft, as well as 15 tenant units including the Air Force Reserve's 477th Fighter Group, among others.

11. OUTSTANDING POLLUTION AND SAFETY DEFICIENCIES

None

1. COMPONENT	FY 2027 MILITARY CONSTRUCTION PROJECT DATA	2. DATE
AIR FORCE		MARCH 2026

3. INSTALLATION AND LOCATION	4. PROJECT TITLE
JOINT BASE ELMENDORF-RICHARDSON ALASKA	FIGHTER TOWN RECAPITALIZATION

5. PROGRAM ELEMENT	6. CATEGORY CODE	7. PROJECT NUMBER	8. PROJECT COST ($000)
91211F	211-111	ACC278002	AUTH: 6,964,000 APPR: 2,066,050

9. COST ESTIMATES

ITEM	UM	QUANTITY	UNIT COST	COST($000)
PRIMARY FACILITIES				4,110,407
HANGAR, MAINTENANCE (211-111)	SM	49,694	22,243	(1,105,344)
SHOP, CONVENTIONAL MUNITIONS (216-642)	SM	5,318	23,936	(127,292)
ROAD (851-147)	SM	101,376	293	(29,703)
ELECTRIC SUBSTATION (813-231)	KV	24,000	1,942	(46,608)
TELECOMMUNICATIONS FACILITY (131-111)	SM	226	18,071	(4,084)
POL - PETROLEUM OPERATIONS BUILDING (121-111)	SM	768	23,402	(17,973)
OPERATING STORAGE TANK, PETROLEUM, JET FUE (124-135)	L	1,907,848	2.64	(5,037)
Total from Continuation page(s)				(2,774,366)
SUPPORTING FACILITIES				1,726,845
UTILITIES	LS			(635,338)
SITE PREPARATION	LS			(269,685)
PAVEMENTS	LS			(489,155)
SITE IMPROVEMENTS	LS			(226,133)
COMMUNICATIONS	LS			(54,123)
DEMOLITION	LS			(5,136)
GENERATOR	LS			(2,275)
ENVIROMENTAL REMEDIATION	LS			(45,000)
SUBTOTAL				5,837,252
CONTINGENCY (5.00%)				291,863
TOTAL CONTRACT COST				6,129,115
SUPERVISION, INSPECTION AND OVERHEAD (7.30%)				447,425
DESIGN/BUILD - DESIGN COST (4.00% OF SUBTOTAL)				233,490
CONSTRUCTION SECURITY SURVEILANCE				154,337
TOTAL REQUEST				6,964,367
TOTAL REQUEST (ROUNDED)				6,964,000
EQUIPMENT FROM OTHER APPROPRIATIONS (NON-ADD)				(142,164)

10. DESCRIPTION OF PROPOSED CONSTRUCTION

This project intends to leverage the authorities granted in the FY26 National Defense Authorization Act to take advantage of private sector innovative design and construction methods. It will use a combination of Other Transaction Authority (OTA), Progressive Design-Build (PDB), and other execution methods to innovate in delivery, reduce construction timelines, and lifecycle costs. OTA/PDB execution will capitalize on the construction industry's expertise and innovation while avoiding costly and time-consuming federal contracting regulatory burdens. The execution strategy is intentionally non-prescriptive to empower industry partners to innovate and propose the most effective technical solution to meet the defined needs.

Using this approach, the cost estimate will continue to be refined and will differ from the original government estimate due to the early and ongoing involvement of industry experts. This collaborative approach allows for a more detailed and realistic cost to be developed as the design progresses and facilities are constructed.

This project provided a multi-facility recapitalization of the fighter area of

1. COMPONENT	FY 2027 MILITARY CONSTRUCTION PROJECT DATA	2. DATE
AIR FORCE		MARCH 2026

3. INSTALLATION AND LOCATION	4. PROJECT TITLE
JOINT BASE ELMENDORF-RICHARDSON ALASKA	FIGHTER TOWN RECAPITALIZATION

5. PROGRAM ELEMENT	6. CATEGORY CODE	7. PROJECT NUMBER	8. PROJECT COST ($000)
91211F	211-111	ACC278002	AUTH: 6,964,000 APPR: 2,066,050

9. COST ESTIMATES (CONTINUED)

ITEM	UM	QUANTITY	UNIT COST	COST ($000)
PRIMARY FACILITIES (CONTINUED)				
FLIGHT SIMULATOR TRAINING (171-212)	SM	3,568	24,420	(87,131)
SHOP, TACTICAL MISSILE, GLIDE WEAPON MAINT (212-213)	SM	4,572	26,289	(120,193)
STORAGE MAGAZINE ABOVE GROUND TYPE A, B, & (422-258)	SM	2,195	14,879	(32,659)
STORAGE IGLOO (422-264)	SM	742	19,268	(14,297)
TELECOMMUNICATIONS FACILITY (131-111)	SM	20	12,745	(255)
DORMITORY AIRMAN PERMANENT PARTY/PCS-STUDE (721-312)	SM	18,953	15,050	(285,243)
ADD FIELD TRAINING FACILITY (171-618)	SM	1,561	24,703	(38,561)
ALTER FIELD TRAINING FACILITY (171-618)	SM	112	14,746	(1,652)
SQUADRON OPERATIONS (141-753)	SM	8,472	32,943	(279,093)
SHOP, AIRCRAFT MAINTENANCE, ORGANIZATIONAL (211-154)	SM	5,928	15,369	(91,107)
APRON (113-321)	SM	210,984	2,444	(515,645)
TAXIWAY (112-211)	SM	7,525	2,239	(16,848)
SHOULDER, PAVED (116-642)	SM	55,073	1,550	(85,363)
FUEL SYSTEM MAINTENANCE DOCK (211-179)	SM	2,843	31,178	(88,639)
AIRCRAFT CORROSION CONTROL (211-159)	SM	4,241	40,884	(173,389)
SHOP, NON-DESTRUCTIVE INSPECTION (211-153)	SM	53	50,668	(2,685)
AIRCRAFT SUPPORT EQUIPMENT SHOP/STORAGE FA (218-712)	SM	5,572	18,321	(102,085)
SHOP, SURVIVAL EQUIPMENT (218-852)	SM	1,372	18,899	(25,929)
FIRE STATION (730-142)	SM	1,181	30,972	(36,578)
AIRMAN DINING HALLS (722-351)	SM	524	51,718	(27,100)
WAREHOUSE SUPPLY AND EQUIPMENT BASE (442-758)	SM	7,603	28,482	(216,549)
SHOP, JET ENGINE INSPECTION AND MAINTENANC (211-157)	SM	1,115	33,548	(37,406)
SHOP, WEAPONS AND RELEASE SYSTEMS (215-552)	SM	2,230	27,606	(61,561)
SHOP, AIRCRAFT GENERAL PURPOSE (211-152)	SM	1,249	31,278	(39,066)
MUNITIONS LOAD CREW TRAINING (171-875)	SM	1,254	31,221	(39,151)
POWER CHECK (116-664)	SM	2,508	5,570	(13,970)
RANGE, SMALL ARMS, INDOOR (171-475)	SM	3,223	29,941	(96,500)
COMBAT ARMS TRAINING MAINTENANCE BUILDING (171-476)	SM	1,734	31,941	(55,386)
ICD 705 PREMIUM	LS			(119,927)
CYBERSECURITY OF FACILITY-RELATED CONTROL SYS	LS			(70,398)
			Total	2,774,366

Elmendorf Air Force Base. The campus will include aircraft hangars; corrosion control facilities; squadron and other operations facilities; airfield pavements (e.g., taxiways, aprons, shoulders, and specialized pads); maintenance shops for

1. COMPONENT	FY 2027 MILITARY CONSTRUCTION PROJECT DATA	2. DATE
AIR FORCE		MARCH 2026

3. INSTALLATION AND LOCATION	4. PROJECT TITLE
JOINT BASE ELMENDORF-RICHARDSON ALASKA	FIGHTER TOWN RECAPITALIZATION

5. PROGRAM ELEMENT	6. CATEGORY CODE	7. PROJECT NUMBER	8. PROJECT COST ($000)
91211F	211-111	ACC278002	AUTH: 6,964,000 APPR: 2,066,050

inspection, testing, repair, and safe handling of aircraft and equipment; munitions complex storage and maintenance; housing for unaccompanied permanent party airmen; training for various mission- and support-related functions (e.g., simulators, field training, small arms, munitions); petroleum operations; and support facilities for visitor control, dining, shipping and receiving, supply and warehousing, and firefighting. As the campus design develops, it is likely that some existing facilities will be modified or demolished as determined to be most advantageous to the government.
In addition to the Primary Facilities, the project will include all Supporting Facilities needed for complete and usable facilities. These will include site preparation and improvements, extensive utilities (electrical, water, HVAC, pumps, lighting, etc.), roadways, parking, sidewalks, communication systems, and backup generators as authorized by Air Force Manual 32-1062. As the campus design develops, additional Support Facilities made be identified and included in this project as determined to be most advantageous to the government.
Facilities will be designed as permanent construction in accordance with the Department of War Unified Facilities Criteria 1-200-01, General Building requirements. This project will comply with Department of War antiterrorism/force protection requirements per Unified Facility Criteria 4-010-01.

11. REQ:	49,694 SM	ADQT:	0	SUBSTD:	0

PROJECT:
Fighter Town Recapitalization

REQUIREMENT:
The recapitalization of fighter town at Joint Base Elmendorf-Richardson requires unique purpose-built facilities to meet the unique needs of the fighter mission and operations. This project is a complete campus approach to recapitalizing the fighter area to ensure all required facilities will be available and synchronized with the mission-driven equipment procurement, movement of personnel, and logistical chain needed. A more detailed description of individual facilities planned is described in the accompanied DD1391C for this project.

CURRENT SITUATION:
Existing airfield facilities are unable to support the recapitalization of the fighter area. A new site has been selected to expand the current airfield to support this program. This project is required to construct airfield pavements for this program.

IMPACT IF NOT PROVIDED:
This location has been identified by the Secretary of the Air Force (SECAF) as an operational location for more fighters. Without this project, this location will not meet the United States Air Force Operational Imperatives, nor the lines of effort mandated by Secretary of the Air Force. Additionally, this location will also not meet National Defense Strategy Requirements.

1. COMPONENT	FY 2027 MILITARY CONSTRUCTION PROJECT DATA	2. DATE
AIR FORCE		MARCH 2026

3. INSTALLATION AND LOCATION	4. PROJECT TITLE
JOINT BASE ELMENDORF-RICHARDSON ALASKA	FIGHTER TOWN RECAPITALIZATION

5. PROGRAM ELEMENT	6. CATEGORY CODE	7. PROJECT NUMBER	8. PROJECT COST ($000)
91211F	211-111	ACC278002	AUTH: 6,964,000 APPR: 2,066,050

ADDITIONAL:

This project meets the criteria/scope in Department of the Air Force Manual 32-1084, Standard Facility Requirements. This design shall conform to criteria established in the Air Force Corporate Facilities Standards, the Installation Facilities Standards, but will not employ a standard facility design because there is no Air Force standard facility design for this project and there is no applicable standard design from Air Force Civil Engineer Center. All reasonable alternatives were considered during the development of this project. New construction is the only viable option to meet this requirement. Sustainable principles, to include life-cycle cost-effective practices, will be integrated into the design, development, and construction of the project in accordance with Unified Facility Criteria 1-200-02, High Performance and Sustainable Building Requirements. This includes preparation of a life-cycle cost analysis for energy consuming systems, renewable energy generating systems, whenever life-cycle cost effective is selected as the reason any requirement of Unified Facility Criteria 1-200-02 is partially compliant or not applicable. This project does not fall within or partly within the 100-year flood plain. The facility is sited in accordance with the Installation Development Plan and is within a compatible land use area. Supporting facilities exceed 25% of the primary facilities total due to extensive site preparation, utilities, and dispersed infrastructure requirements.

673rd Air Base Wing, Base Civil Engineer: (907) 552-3007

Maintenance Hangar: SM = 49,694, SF = 534,902
Conventional Munitions Shop: SM = 5,318, SF = 57,247
Road: SM = 101,376, SF = 1,091,202
Airfield Lighting Vault: SM = 226, SF = 2,428
Petroleum Pumphouse: SM = 768, SF = 8,267
Operating Storage Tank, Jet Fuel: L = 1,907,848, Gal = 504,000
Flight Simulator Training, SM = 3,568, SF = 38,401
Shop, Tactical Missile, Glide Weapon Maintenance: SM = 4,572, SF = 49,213
Storage Magazine Above Ground Type: SM = 2,195, SF = 23,625
Storage Igloo: SM = 742, SF = 7,983
Telecommunications Facility: SM = 20, SF = 220
Dormitory Airman Permanent Party: SM = 18,953, SF = 204,006
Field Training Facility Add: SM = 1,561, SF = 16,805
Field Training Facility Alter: SM = 112, SF = 1,201
Squadron Operations: SM = 8,472, SF = 91,192
Aircraft Maintenance Organizational Shop: SM = 5,928, SF = 63,808
Apron: SM = 210,984, SF = 2,271,013
Taxiway: SM = 7,525, SF = 81,001
Shoulders Paved: SM = 55,073, SF = 592,799
Fuel System Maintenance Dock: SM = 2,843, SF = 30,600
Aircraft Corrosion Control: SM = 4,241, SF = 45,648
Nondestructive Inspection Laboratory: SM = 53, SF = 568
Aircraft Support Equipment Shop/Storage Facility: SM = 5,572, SF = 59,972
Survival Equipment Shop: SM = 1,372, SF = 14,764

1. COMPONENT	FY 2027 MILITARY CONSTRUCTION PROJECT DATA	2. DATE
AIR FORCE		MARCH 2026

3. INSTALLATION AND LOCATION	4. PROJECT TITLE
JOINT BASE ELMENDORF-RICHARDSON ALASKA	FIGHTER TOWN RECAPITALIZATION

5. PROGRAM ELEMENT	6. CATEGORY CODE	7. PROJECT NUMBER	8. PROJECT COST ($000)
91211F	211-111	ACC278002	AUTH: 6,964,000 APPR: 2,066,050

Fire Station: SM = 1,181, SF = 12,710
Airman Dining Halls: SM = 524, SF = 5,645
Warehouse Supply And Equipment Base: SM = 7,603, SF = 81,840
Jet Engine Inspection And Maintenance Shop: SM = 1,115, SF = 12,000
Weapons Release Systems Shop: SM = 2,230, SF = 23,999
Aircraft General Purpose Shop: SM = 1,249, SF = 13,446
Munitions Load Crew Training: SM = 1,254, SF = 13,498
Power Check Pad: SM =2,508, SF = 26,996
Range, Small Arms, Indoor: SM = 3,223, SF = 34,694
Combat Arms Training Maintenance Building: SM = 1,734, SF = 18,665

JOINT USE CERTIFICATION: Mission Requirements, operational considerations, and location are incompatible with use by other components.

1. COMPONENT	FY 2027 MILITARY CONSTRUCTION PROJECT DATA	2. DATE
AIR FORCE		MARCH 2026

3. INSTALLATION AND LOCATION	4. PROJECT TITLE
JOINT BASE ELMENDORF-RICHARDSON ALASKA	FIGHTER TOWN RECAPITALIZATION

5. PROGRAM ELEMENT	6. CATEGORY CODE	7. PROJECT NUMBER	8. PROJECT COST ($000)
91211F	211-111	ACC278002	AUTH: 6,964,000 APPR: 2,066,050

12. SUPPLEMENTAL DATA:

A. Estimated Execution Data:

(1) Acquisition Strategy: Progressive Design-Build (PDB)

(2) Design Data

(a) Design, RFP, or PDB Challenge Statement 1 Started:	MAR/2026
(b) Percent of Design Completed as of SEP 2025:	0%
(c) Percent of Design Completed as of JAN 2026:	10%
(d) Design, RFP Complete, or PD-B Phase I Award:	SEP/2026
(e) Total Design Cost or Cost to Award PDB COnstruction Phase I ($000):	635,740
(f) Energy Study and/or Life Cycle Cost Analysis	YES
(g) Standard or Definitive Design Used?	NO

(3) Construction Data:

(a) Contract PDB Construction Phase II Award:	SEP/2027
(b) Construction Start:	DEC/2027
(c) Construction Complete:	DEC/2035

B. Equipment associated with this project which will be provided from other appropriations:

Equipment Nomenclature	Procuring Appropriation	Fiscal Year Appropriated Or Requested	Cost ($000)
Furniture, Fixtures, & Equipment	3080	FUTURE YEAR	34,000
C4IT Eqpmt & Systems (includes UPS)	3080	FUTURE YEAR	52,000
Security Related Equipment	3080	FUTURE YEAR	56,164

C. Authorization and Appropriation Summary:

	Authorization $(000)	Auth of Approp $(000)	Appropriation $(000)
FY2027 BUDGET REQUEST	6,964,000	2,066,050	2,066,050
FUTURE REQUEST	0	4,897,950	4,897,950
Total	6,964,000		6,964,000

1. COMPONENT	FY 2027 MILITARY CONSTRUCTION PROJECT DATA	2. DATE
AIR FORCE		MARCH 2026

3. INSTALLATION AND LOCATION	4. PROJECT TITLE:
JOINT BASE ELMENDORF-RICHARDSON ALASKA	FIGHTER TOWN RECAPITALIZATION

5. PROGRAM ELEMENT	6. CATEGORY CODE	7. PROJECT NUMBER	8. PROJECT COST ($000)
91211F	211-111	ACC278002	AUTH:6,964,000 APPR:2,066,050

DESCRIPTION OF PRIMARY FACILITIES

FTR - CONVENTIONAL MUNITIONS COMPLEX

This facility is designed as a Conventional Munitions Maintenance Shop to maintain, assemble, test, and repair munitions, featuring one secure and three non-secure explosives maintenance bays, administrative space, and support areas.

FTR - PUBLIC TRAFFIC ROUTE REALIGNMENT

This effort realigns an existing public road to route traffic away from the airfield and munitions area, featuring approximately 4 miles of a multi-lane road and new non-signalized intersections designed to improve traffic flow.

FTR - INFRASTRUCTURE & UTILITIES

This effort provides essential infrastructure and utilities for a new development, including a new primary unit electric substation, a new airfield lighting vault, and a petroleum pumphouse with fuel storage tanks.

FTR - FLIGHT SIMULATOR

This facility provides a synthetic combat environment for high-end flight training, featuring 12 simulator bays with associated briefing rooms, support equipment areas, and staff offices.

FTR – PGM Relocation

This facility provides a Precision Guided Munitions (PGM) maintenance shop for inspecting, testing, and assembling tactical missiles and guided weapons, including six maintenance work bays, three Above Ground Magazines (AGMs), and three Earth Covered Magazines (ECMs).

FTR - DORMITORY

This facility provides a dormitory to house 320 unaccompanied enlisted airmen, addressing the existing on-base housing deficit.

FTR – ADAL Field Training Detachment (FTD)

This facility provides an addition and small renovation to the existing Field Training Detachment (FTD) facility, creating maintenance training space with classrooms, interactive workstations, and mock-ups.

1. COMPONENT	FY 2027 MILITARY CONSTRUCTION PROJECT DATA	2. DATE
AIR FORCE		MARCH 2026

3. INSTALLATION AND LOCATION	4. PROJECT TITLE:
JOINT BASE ELMENDORF-RICHARDSON ALASKA	FIGHTER TOWN RECAPITALIZATION

5. PROGRAM ELEMENT	6. CATEGORY CODE	7. PROJECT NUMBER	8. PROJECT COST ($000)
91211F	211-111	ACC278002	AUTH:6,964,000 APPR:2,066,050

FTR - OPERATIONS and GENERATION HANGAR

This facility combines a six-bay maintenance hangar with squadron operations and fighter generation squadron spaces, designed for both scheduled and unscheduled aircraft maintenance for an operational squadron.

FTR - SQUADRON 1-1 FLOWTHROUGH HANGARS

This facility provides two 9-bay flowthrough hangars designed to protect aircraft and meet generation rates for an operational squadron.

FTR - SQUADRON 1-1 AIRFIELD PAVEMENTS

This facility provides an aircraft parking apron and associated taxiways for an operational squadron, encompassing over 100,000 SM of aircraft parking apron space in addition to connecting taxiways and paved shoulders.

FTR - FUEL CELL MAINTENANCE

This facility provides a 2-bay Fuel Cell maintenance hangar with associated shop space for fuel system maintenance, including systems for ventilation, fume sensing, and fire extinguishing.

FTR - LOW OBSERVABLE AIRCRAFT STRUCTURAL MAINTENANCE

This facility includes a 2-bay Low Observable maintenance hangar for aircraft paint stripping and repainting, along with shop space for aircraft structural maintenance and nondestructive inspection (NDI).

FTR - SQUADRON 1-2 OPERATIONS & GENERATION HANGAR

This facility provides a combined six-bay maintenance hangar with squadron operations and fighter generation squadron spaces to support an operational squadron with scheduled and unscheduled maintenance.

FTR - SQUADRON 1-2 FLOWTHROUGH HANGARS

This facility consists of two 9-bay flowthrough hangars to provide weather protection for aircraft and support the generation rates of an operational squadron.

FTR - SQUADRON 1-2 AIRFIELD PAVEMENTS

This facility provides essential airfield pavements for an operational squadron, including aircraft parking apron and its associated taxiways.

1. COMPONENT	FY 2027 MILITARY CONSTRUCTION PROJECT DATA	2. DATE
AIR FORCE		MARCH 2026

3. INSTALLATION AND LOCATION	4. PROJECT TITLE:
JOINT BASE ELMENDORF-RICHARDSON ALASKA	FIGHTER TOWN RECAPITALIZATION

5. PROGRAM ELEMENT	6. CATEGORY CODE	7. PROJECT NUMBER	8. PROJECT COST ($000)
91211F	211-111	ACC278002	AUTH:6,964,000 APPR:2,066,050

FTR – AGE Mx Shop

This facility provides a shop for Aerospace Ground Equipment (AGE) maintenance, including maintenance stalls and a wash rack, along with covered and open storage areas and a fuel fillstand.

FTR - AFE/SERE/AERO PHYSIOLOGY

This facility provides space for the storage, care, and issue of Aircrew Flight Equipment (AFE) and Survival Evasion Resistance and Escape (SERE) equipment, also including support and training areas for Aero Physiology.

FTR - AFE PARACHUTE SHOP

This Aircrew Flight Equipment (AFE) shop is designed for parachute maintenance, repair, and storage, featuring space for inspection, packing, washing, and drying.

FTR - FIRE STATION

This facility provides a satellite 3-bay fire station to provide emergency response for aircraft rescue, structural firefighting, and medical services to the recapitalization area.

FTR - SATELLITE DINING FACILITY

This facility provides a small satellite dining facility to serve personnel in the recapitalization area, featuring areas for food storage, preparation, serving, and dining.

FTR - AIRCRAFT PARTS STORE

This aircraft parts store is a warehouse facility designed for the storage of materials and mobility kits for the supported aircraft, including spaces for receiving, issue, and inspection activities.

FTR - AME & ENGINE STORAGE

This facility provides storage space for Alternate Mission Equipment (AME) and spare aircraft engines to support the recapitalization area.

FTR - EGRESS SHOP

This facility provides an Egress Shop for the maintenance and storage of off-equipment egress components for fighter aircraft, including shop space, tool storage, and administrative areas.

1. COMPONENT	FY 2027 MILITARY CONSTRUCTION PROJECT DATA	2. DATE
AIR FORCE		MARCH 2026

3. INSTALLATION AND LOCATION	4. PROJECT TITLE:
JOINT BASE ELMENDORF-RICHARDSON ALASKA	FIGHTER TOWN RECAPITALIZATION

5. PROGRAM ELEMENT	6. CATEGORY CODE	7. PROJECT NUMBER	8. PROJECT COST ($000)
91211F	211-111	ACC278002	AUTH:6,964,000 APPR:2,066,050

FTR - WEAPONS LOAD TRAINER

This facility is designed to provide training space for weapons loading crews, featuring an aircraft hangar bay for practical training and classrooms for academic instruction.

FTR - TRIM PAD

This facility provides an airfield pad for power check testing of aircraft engines to support fighter aircraft, including supporting site improvements, utilities, and lighting.

FTR - COMBAT ARMS TRAINING & MAINTENANCE

This facility provides a small arms range and training space for military personnel, including areas for classroom instruction, weapons maintenance, and a secure weapons and ammunition storage vault.

1. COMPONENT	FY 2027 MILITARY CONSTRUCTION PROJECT DATA	2. DATE
AIR FORCE		MAR 2026

3. INSTALLATION AND LOCATION	4. PROJECT TITLE
JOINT BASE ELMENDORF-RICHARDSON ALASKA	JOINT INTEGRATED TEST AND TRAINING CTR,INC 3

5. PROGRAM ELEMENT	6. CATEGORY CODE	7. PROJECT NUMBER	8. PROJECT COST ($000)
91211F	171-212	FXSB263002	AUTH: 0 APPR: 42,000

9. COST ESTIMATES

ITEM	UM	QUANTITY	UNIT COST	COST($000)
PRIMARY FACILITIES				238,722
FLIGHT SIMULATOR TRAINING (171-212)	SM	13,970	15,704	(219,383)
ICD 705 PREMIUM	LS			(18,339)
CYBERSECURITY OF FACILITY-RELATED CONTROL SYS	LS			(1,000)
SUPPORTING FACILITIES				72,891
UTILITIES	LS			(14,764)
SITE PREPARATION	LS			(2,026)
ROADS, SIDEWALKS, AND PARKING	LS			(5,746)
SITE IMPROVEMENTS	LS			(2,906)
COMMUNICATIONS	LS			(3,346)
GENERATOR	KW	8,250	2,112	(17,422)
ELECTRICAL SUBSTATION	LS			(25,681)
PRIVATIZED UTILITIES SERVICE AND CONNECTION	LS			(1,000)
SUBTOTAL				311,613
CONTINGENCY (5.00%)				15,581
TOTAL CONTRACT COST				327,194
SUPERVISION, INSPECTION AND OVERHEAD (7.30%)				23,885
POST CONSTRUCTION AWARD SERVICES				4,299
TOTAL REQUEST				355,378
TOTAL REQUEST (ROUNDED)				355,000
EQUIPMENT FROM OTHER APPROPRIATIONS (NON-ADD)				(36,855)

10. DESCRIPTION OF PROPOSED CONSTRUCTION

Construct a two-story flight simulator training facility with reinforced concrete foundations, structural steel frame, insulated steel panel and masonry walls, and membrane roof in a cold weather region. Functional areas containing simulator spaces, mission support spaces, secure and non-secure operational space, non-secure administrative space, building entrance with security check-in and general support spaces for handling of secure information. Provide controlled space that meets Intelligence Community Directive 705 standards. The primary facility consists of structure and foundations; exterior envelope; elevator conveyance systems; electrical/mechanical service and distribution components and systems; fire alarm and suppression systems; information technology, communications, cyber security and security systems infrastructure. Interior space includes rigid grid access floor systems, interior partitions and ceilings, power, lighting, plumbing, environmental control and communications and finishes. Heating, ventilation, and air conditioning systems will be self-contained systems. Provide a building management system compatible with the central system currently used by Joint Base Elmendorf-Richardson. The primary facility includes comprehensive interior design. Utilities include water, wastewater, stormwater, natural gas, communication, and electrical (may include new substation duct banks, conductors and pedestals if required in final design). Site infrastructure includes primary electrical service to the site, water, sewer, gas, and telecommunications pathways. Install diesel-powered backup generators with day tanks and secondary containment. Utilities will be installed underground and overhead. Connect to privatized natural gas utility. Air condition of 400 Tons will be provided, and process cooling of 1,000 Tons will

1. COMPONENT	FY 2027 MILITARY CONSTRUCTION PROJECT DATA	2. DATE
AIR FORCE		MAR 2026

3. INSTALLATION AND LOCATION	4. PROJECT TITLE
JOINT BASE ELMENDORF-RICHARDSON ALASKA	JOINT INTEGRATED TEST AND TRAINING CTR,INC 3

5. PROGRAM ELEMENT	6. CATEGORY CODE	7. PROJECT NUMBER	8. PROJECT COST ($000)
91211F	171-212	FXSB263002	AUTH: 0 APPR: 42,000

be provided. Facilities will be designed as permanent construction in accordance with Department of War Unified Facilities Criteria 1-200-01, General Building requirements. This project will comply with Department of War antiterrorism/force protection requirements per Unified Facilities Criteria 4-010-01.

Air Conditioning: 1,400 Tons

11. REQ: 13,970 SM ADQT: 0 SUBSTD: 0

PROJECT:
Joint Integrated Test and Training Center

REQUIREMENT:
The Center's design will facilitate warfighters to engage in face-to-face mission planning, briefing, execution supervision, and debriefing at the highest tactical and operational levels, commonly seen at the Air Force Weapons School, Exercise Red Flag, and Exercise Neptune large force exercise and integration events. Depending on the maturation of Live, Virtual, Constructive technology, this facility should enable integration of virtual/constructive tracks on the Joint Pacific Alaska Range Complex when desiring to increase threat density through constructive air and surface entities, as well as integrating man-in-the-loop synthetic-inject-to-live simulator cockpits into the live-fly environment. Additionally, while the current technology readiness of distributed synthetic training networks is inadequate for high-fidelity test and training, the center's design will incorporate and enable possible future distributed operations (e.g., secure video teleconferences). This is not a tenant or supported service requirement.

CURRENT SITUATION:
The United States Joint Forces do not have a government-owned facility/capability to allow warfighters to exercise high-end, test-level, integrated training and tactics development in a virtual environment. The live-fly environment currently does not permit the highest levels of joint integration due to inaccurate replication (i.e., real-life all-domain adversaries), airspace constraints, and operational security concerns. As stated by both Commander, Pacific Air Forces, and A3, Headquarters Air Force, the only place to achieve adequate replication in an unconstrained synthetic environment, while not revealing fragile blue capabilities to the enemy, is in the Joint Integrated Test and Training Center.

IMPACT IF NOT PROVIDED:
There will be no single-site location for the entire "Night-One" joint and combined forces to accurately train for the peer fight while adhering to operational security principles, protecting fragile capabilities, and observing airspace restrictions. The Joint Force will not have a single-site government owned facility and will continue to be beholden to high-cost proprietary contractor facilities that do not fully meet mission needs.

1. COMPONENT	FY 2027 MILITARY CONSTRUCTION PROJECT DATA	2. DATE
AIR FORCE		MAR 2026

3. INSTALLATION AND LOCATION	4. PROJECT TITLE
JOINT BASE ELMENDORF-RICHARDSON ALASKA	JOINT INTEGRATED TEST AND TRAINING CTR,INC 3

5. PROGRAM ELEMENT	6. CATEGORY CODE	7. PROJECT NUMBER	8. PROJECT COST ($000)
91211F	171-212	FXSB263002	AUTH: 0 APPR: 42,000

ADDITIONAL:

This project meets applicable criteria/scope specified in Department of the Air Force Manual 32-1084, Standard Facility Requirements. This design shall conform to criteria established in the Air Force Corporate Facilities Standards, the Installation Facilities Standards, but will not employ a standard facility design because there is no Air Force standard facility design for this project, and there is no applicable standard design from Air Force Civil Engineer Center. All reasonable alternatives were considered during the development of this project to include status quo and new construction. New construction is the only viable option to meet this requirement. A formal economic analysis is in progress. Sustainable principles, to include life-cycle cost- effective practices, will be integrated into the design, development, and construction of the project in accordance with Unified Facility Criteria 1-200-02, High Performance and Sustainable Building Requirements. This includes preparation of a life-cycle cost analysis for energy consuming systems, renewable energy generating systems, whenever life-cycle cost effective is selected as the reason any requirement of Unified Facility Criteria 1-200-02 is partially compliant or not applicable. This project does not fall within or partly within the 100-year flood plain. Facility is sited in accordance with the Installation Development Plan and is within a compatible land use area. The construction growth offset for this requirement is 150,372 square feet. The cost estimate for this project varies from the DoW Facilities Pricing Guide due to details identified during the Planning Charrette, the design process, and the application of parametric cost estimating tools. The Pricing Guide does not provide pricing for this type of facility and does address the weather-related requirements of construction in Alaska.

673rd Air Base Wing, Base Civil Engineer: (907) 552-3007.

Flight Simulator Training: 13,970 square meters = 150,372 square feet.

JOINT USE CERTIFICATION: This facility can be used by other components on an "as available" basis; however, the scope of the project is based on Air Force requirements.

1. COMPONENT	FY 2027 MILITARY CONSTRUCTION PROJECT DATA	2. DATE
AIR FORCE		MAR 2026

3. INSTALLATION AND LOCATION	4. PROJECT TITLE
JOINT BASE ELMENDORF-RICHARDSON ALASKA	JOINT INTEGRATED TEST AND TRAINING CTR,INC 3

5. PROGRAM ELEMENT	6. CATEGORY CODE	7. PROJECT NUMBER	8. PROJECT COST ($000)
91211F	171-212	FXSB263002	AUTH: 0 APPR: 42,000

12. SUPPLEMENTAL DATA:

A. Estimated Execution Data:

(1) Acquisition Strategy: Design-Bid-Build

(2) Design Data

(a) Design or Request for Proposal(RFP) Started:	MAY/2023
(b) Percent of Design Completed as of SEP 2025:	100%
(c) Percent of Design Completed as of JAN 2026:	100%
(d) Design or RFP Complete:	OCT/2024
(e) Total Design Cost ($000):	22,410
(f) Energy Study and/or Life Cycle Cost Analysis	YES
(g) Standard or Definitive Design Used?	NO

(3) Construction Data:

(a) Contract Award:	JUL/2025
(b) Construction Start:	NOV/2025
(c) Construction Complete:	NOV/2029

B. Equipment associated with this project which will be provided from other appropriations:

Equipment Nomenclature	Procuring Appropriation	Fiscal Year Appropriated Or Requested	Cost ($000)
Furniture & Equipment	3080	2027	26,213
Construction Security Surveill	3080	2025	10,642

C. Authorization and Appropriation Summary:

	Authorization $(000)	Auth of Approp $(000)	Appropriation $(000)
FY 2025 Enacted	355,000	126,000	126,000
FY 2026 Enacted	0	152,000	152,000
FY 2027 Budget Request	0	42,000	42,000
Future Request	0	35,000	35,000
Total	355,000	355,000	355,000

Spend Plan CAO: 26-Aug-25

Project Title:	Joint Integrated Test and Training Center, Inc
Installation:	JB Elmendorf-Richardson, Alaska
Program Year	2025
Project #	FXSB263002

Financials		
PA ($000)		355,000
Initial Contract		312,631
SIOH	7.3%	25,915
SIOH / Month		576
Other (Contingency)	5.0%	16,454
Other / Month		366

Schedule	
Award	29-Jul-25
Complete	1-Nov-29
POP	1556
Months	51.0

Instructions and Notes
This spreadsheet is designed to help the user develop a WIP Curve for inclusion with a project 1391. The user only needs to know the project cost and schedule. Edit The Green Fields ONLY

1	Enter the Project Title, Location, and Project number
2	Enter the Date this WIP Curve is being updated
3	Enter the Project PA
4	Enter the SIOH required by the agent (6.5% for USACE FY24 and beyond)
5	Enter the contingency percentage plus other amounts withheld by the Agent
6	Enter the projected project Award Date (usually 1 Apr of the Execution FY)
7	Enter the Project Complete Date (Usually Award plus ~1000 days, use the 1st of a month)
8	Enter the Chart Begin Date (first day of the Program Year: 1-Oct-XX) (Use "Short Date" format.)
9	Enter the Dates anticipate to receive each increment of funding (usually January of the Program year, and Oct for subsequent increments)
10	Enter the Dates anticipated to Award the contract (usually 1 Apr of the Program year and obligate increments (usually 1 Oct for increments after initial award.)
11	Enter the Value of each increment (If the project is less than $250M enter the PA as 1st Increment)

Chart	Fund	Obligate	Fund mmm-yr	Obligate mmm-yr	Months	Increment	Obligate	SIOH	Other
Begin	1-Oct-24		Oct-24		0		-	-	-
1st Increment	1-Jan-25	29-Jul-25	Jan-25	Jul-25	7	126,000	110,962	9,198	5,840
2nd Increment	1-Oct-25	1-Feb-26	Oct-25	Feb-26	12	152,000	133,859	11,096	7,045
3rd Increment	1-Oct-26	1-Feb-27	Oct-26	Feb-27	12	42,000	36,987	3,066	1,947
4th Increment	1-Oct-27	1-Feb-28	Oct-27	Feb-28	21	35,000	30,823	2,555	1,622
5th Increment					0	-	-	-	-
End	1-Nov-29	1-Nov-29	Nov-29	Nov-29	0		-	-	-
Total					**52**	**355,000**	**312,631**	**25,915**	**16,454**

Spend Plan CAO: 26-Aug-25

Project Title:	Joint Integrated Test and Training Center, Inc
Installation:	JB Elmendorf-Richardson, Alaska
Program Year	2025
Project #	FXSB263002

All Cost in thousands

Chart Begin Oct-24	FUNDING (note 1)		OBLIGATION (note 2-3)		OUTLAYS (note 4-5)	
Month	**Enacted**	**Cumulative**	**Obligated**	**Cumulative**	**Monthly**	**Cumulative**
Oct-24	-	-	-	-	-	-
Nov-24	-	-	-	-	-	-
Dec-24	-	-	-	-	-	-
Jan-25	126,000	126,000	-	-	-	-
Feb-25	-	126,000	-	-	-	-
Mar-25	-	126,000	-	-	-	-
Apr-25	-	126,000	-	-	-	-
May-25	-	126,000	-	-	-	-
Jun-25	-	126,000	-	-	-	-
Jul-25	-	126,000	110,962	110,962	-	-
Aug-25	-	126,000	942	111,903	-	-
Sep-25	-	126,000	942	112,845	69,206	69,206
Oct-25	152,000	278,000	942	113,787	4,000	73,206
Nov-25	-	278,000	942	114,728	4,000	77,206
Dec-25	-	278,000	942	115,670	4,400	81,606
Jan-26	-	278,000	942	116,611	4,840	86,446
Feb-26	-	278,000	134,800	251,411	5,324	91,770
Mar-26	-	278,000	942	252,353	5,856	97,626
Apr-26	-	278,000	942	253,295	6,442	104,068
May-26	-	278,000	942	254,236	7,086	111,154
Jun-26	-	278,000	942	255,178	8,086	119,240
Jul-26	-	278,000	942	256,119	8,586	127,826
Aug-26	-	278,000	942	257,061	9,086	136,912
Sep-26	-	278,000	942	258,002	9,586	146,498
Oct-26	42,000	320,000	942	258,944	10,086	156,584
Nov-26	-	320,000	942	259,885	10,586	167,170
Dec-26	-	320,000	942	260,827	10,586	177,756
Jan-27	-	320,000	942	261,768	10,586	188,342
Feb-27	-	320,000	37,929	299,697	11,586	199,928
Mar-27	-	320,000	942	300,639	12,586	212,514
Apr-27	-	320,000	942	301,580	12,586	225,100
May-27	-	320,000	942	302,522	12,586	237,686
Jun-27	-	320,000	942	303,463	12,586	250,272
Jul-27	-	320,000	942	304,405	11,327	261,599
Aug-27	-	320,000	942	305,346	10,194	271,793
Sep-27	-	320,000	942	306,288	9,175	280,968
Oct-27	35,000	355,000	942	307,230	8,258	289,226
Nov-27	-	355,000	942	308,171	7,432	296,658
Dec-27	-	355,000	942	309,113	6,689	303,347
Jan-28	-	355,000	942	310,054	6,020	309,367
Feb-28	-	355,000	31,764	341,818	5,418	314,785
Mar-28	-	355,000	942	342,760	4,876	319,661
Apr-28	-	355,000	942	343,702	4,388	324,049
May-28	-	355,000	942	344,643	3,949	327,998
Jun-28	-	355,000	942	345,585	3,554	331,552
Jul-28	-	355,000	942	346,526	3,199	334,751
Aug-28	-	355,000	942	347,468	2,879	337,630
Sep-28	-	355,000	942	348,409	2,191	339,821
Oct-28	-	355,000	942	349,351	1,972	341,793
Nov-28	-	355,000	942	350,292	1,775	343,568
Dec-28	-	355,000	942	351,234	1,598	345,166
Jan-29	-	355,000	942	352,175	1,438	346,604
Feb-29	-	355,000	942	353,117	1,294	347,898
Mar-29	-	355,000	942	354,058	1,165	349,063
Apr-29	-	355,000	942	355,000	1,049	350,112
May-29	-	355,000	-	355,000	944	351,056
Jun-29	-	355,000	-	355,000	850	351,906
Jul-29	-	355,000	-	355,000	765	352,671
Aug-29	-	355,000	-	355,000	689	353,360
Sep-29	-	355,000	-	355,000	620	353,980
Oct-29	-	355,000	-	355,000	558	354,538
Nov-29	-	355,000	-	355,000	462	355,000

Notes	
Note 1:	Assumes initial appropriation is enacted by Congress Jan FY 2025.
Note 2:	Assumes funds are available for obligation by 31 January of the execution year and by 31 October for subsequent years.
Note 3:	Assumes ALL project funds (contract, SIOH, contingency, etc) are obligated NLT 6 months prior to project end
Note 4	Assumes contract award in July 2025 and contract completion November 2029; duration 51 months.
Note 5	Assumes Agent will retain 1% of project obligations for a final payment

Joint Integrated Test and Training Center, Inc, JB Elmendorf-Richardson, Alaska

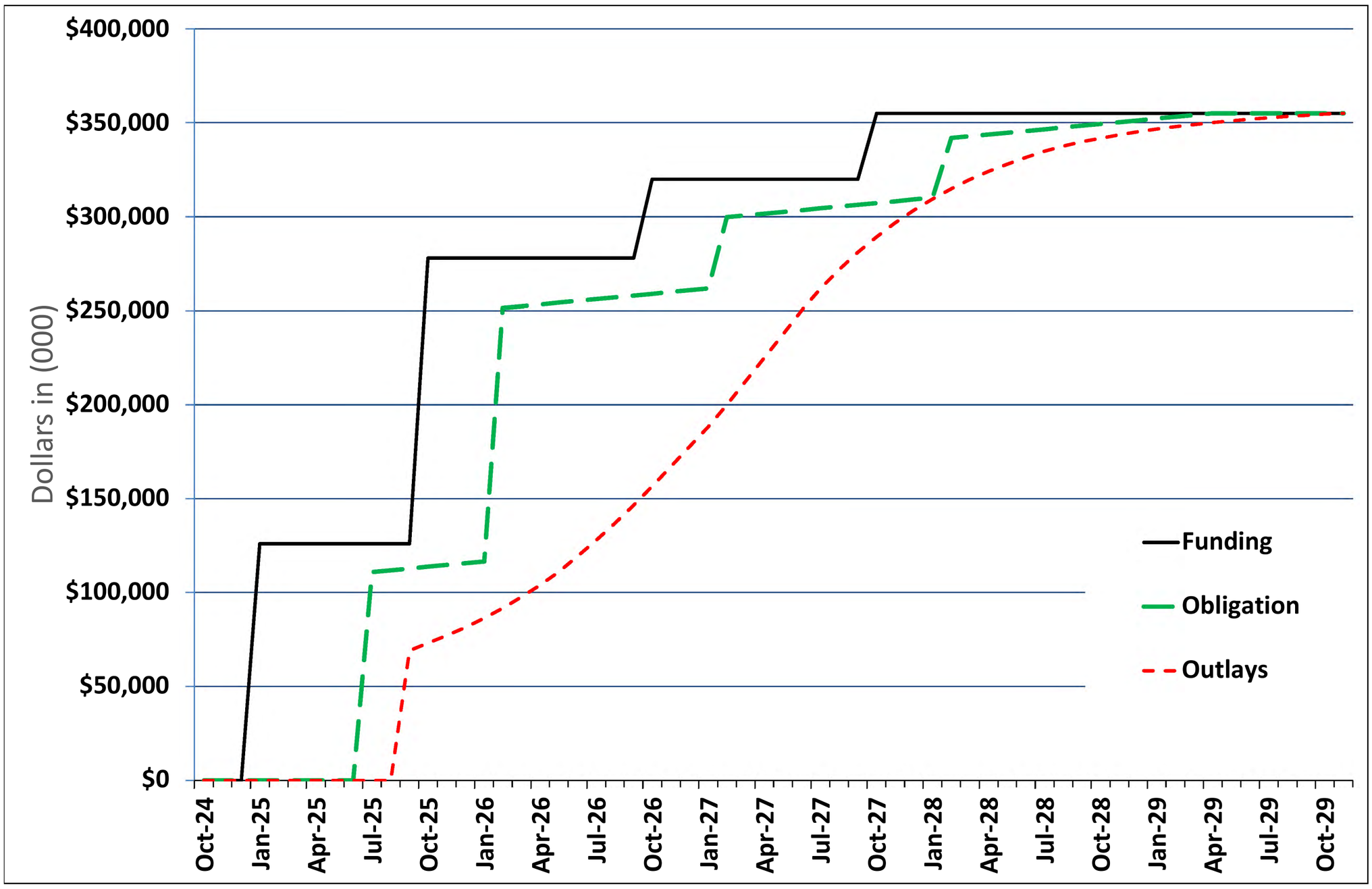

1. COMPONENT	FY 2027 MILITARY CONSTRUCTION PROGRAM	2. DATE (YYYYMMDD)
AIR FORCE		20260326

3. INSTALLATION AND LOCATION	4. COMMAND	5. AREA CONTRUCTION COST INDEX
DAVIS-MONTHAN AIR FORCE BASE, ARIZONA	AIR COMBAT COMMAND	0.89

6. PERSONNEL	(1) PERMANENT			(2) STUDENTS			(3) SUPPORTED			(4) TOTAL
	OFFICER	ENLISTED	CIVILIAN	OFFICER	ENLISTED	CIVILIAN	OFFICER	ENLISTED	CIVILIAN	
a. AS OF 30-SEP-24	1,068	6,144	1,679	58	78	0	29	1,248	704	11,008
b. END FY	1,064	6,339	1,665	58	78	0	29	373	704	10,310

7. INVENTORY DATA ($000)	
a. TOTAL ACREAGE	41,264
b. INVENTORY TOTAL AS OF 30-SEP-25	3,688,374.00
c. AUTHORIZATION NOT YET IN INVENTORY	174,000.00
d. AUTHORIZATION REQUESTED IN THIS PROGRAM	0.00
e. AUTHORIZATION INCLUDED IN FOLLOWING PROGRAM	0.00
f. PLANNED IN NEXT THREE PROGRAM YEARS	0.00
g. REMAINING DEFICIENCY	0.00
h. GRAND TOTAL	3,862,374.00

8. PROJECTS REQUESTED IN THIS PROGRAM

a. CATEGORY			b. COST ($000)	c. DESIGN STATUS	
(1) CODE	(2) PROJECT TITLE	(3) SCOPE		(1) START	(2) COMPLETE
211-111	Hangar/Aircraft Maintenance Unit, Inc	4,442 SM	15,000	10/24	10/25

9. FUTURE PROJECTS

None

10. MISSION OR MAJOR FUNCTIONS

Davis-Monthan currently hosts Headquarters 12th Air Force; a wing with two fighter training squadrons responsible for training all A-10 aircrews; a combat-coded A-10 fighter squadron, two EC-130 electronic combat squadrons, Combat Search and Rescue, a tactical air control wing; an Air Force Reserve HH-60 rescue squadron; and Air Force Material Command's Aerospace Maintenance and Regeneration Center. Provides major support to the Tucson Sector Headquarters, Customs and Border Protection.

11. OUTSTANDING POLLUTION AND SAFETY DEFICIENCIES

N/A

1. COMPONENT	FY 2027 MILITARY CONSTRUCTION PROJECT DATA	2. DATE
AIR FORCE		MAR 2026

3. INSTALLATION AND LOCATION	4. PROJECT TITLE
DAVIS-MONTHAN AIR FORCE BASE ARIZONA	HANGAR/AIRCRAFT MAINTENANCE UNIT, INC

5. PROGRAM ELEMENT	6. CATEGORY CODE	7. PROJECT NUMBER	8. PROJECT COST ($000)
91211F	211-111	FBNV263001	AUTH: 0 APPR: 15,000

9. COST ESTIMATES

ITEM	UM	QUANTITY	UNIT COST	COST($000)
PRIMARY FACILITIES				88,579
HANGAR MAINTENANCE (211-111)	SM	4,442	9,100	(40,422)
SHOP, AIRCRAFT MAINTENANCE, ORGANIZATIONAL (211-154)	SM	5,037	7,400	(37,274)
FLEET SERVICE TERMINAL (141-785)	SM	209	7,400	(1,547)
APRON (113-321)	SM	12,000	570	(6,840)
OVERHEAD PROTECTION (145-921)	SM	402	1,500	(603)
CYBERSECURITY OF FACILITY-RELATED CONTROL SYS	LS			(1,893)
SUPPORTING FACILITIES				23,115
UTILITIES	LS			(2,800)
SITE PREPARATION	LS			(1,680)
ROADS, SIDEWALKS, AND PARKING	LS			(2,500)
SITE IMPROVEMENTS	LS			(5,700)
COMMUNICATIONS	LS			(260)
DEMOLITION	SM	4,732		(2,650)
GENERATOR	KW	500		(575)
PASSIVE FORCE PROTECTION MEASURES	LS			(400)
ARIZONA TRANSACTION PRIVILEGE TAX	LS			(6,550)
SUBTOTAL				111,693
CONTINGENCY (5.00%)				5,585
TOTAL CONTRACT COST				117,278
SUPERVISION, INSPECTION AND OVERHEAD (6.50%)				7,623
TOTAL REQUEST				124,901
TOTAL REQUEST (ROUNDED)				125,000
EQUIPMENT FROM OTHER APPROPRIATIONS (NON-ADD)				(2,650)

10. DESCRIPTION OF PROPOSED CONSTRUCTION

Construct a five-bay aircraft hangar with concrete foundation and floor slab, steel high bay, standing seam metal roof, cranes, motorized hangar doors and tracks, fire alarm and suppression system to include water storage tanks, and all necessary support. The facility will include all required spaces for an aircraft maintenance unit, including administrative areas, Mission Axillary Tank Systems (MATS), tool room, supply/bench stock area, storage, shop areas, emergency shower and eyewash stations, locker areas with showers, break area, circulation and administrative support spaces. Facility will also include a fleet service terminal for the transient alert function, which will be displaced by the construction. Project also includes overhead covered storage space for mobility barn and maintenance squadron, and airfield pavements to provide hangar access for aircraft. Airfield pavement work will include clearing, excavation, placement of base material and concrete pavement, asphalt shoulders, airfield markings, storm water retention, storm drainage, lighting and all other necessary support and be integrated into new airfield apron. This facility will include a 500kW generator to support the maintenance operations center which is authorized by Air Force Manual 32-1062. The project will demolish Building 4809 (4,523 Square Meter) and Building 4826 (209 Square Meter). The project will include all supporting facilities such as utilities, communications, other pavements such as parking and

1. COMPONENT	FY 2027 MILITARY CONSTRUCTION PROJECT DATA	2. DATE
AIR FORCE		MAR 2026

3. INSTALLATION AND LOCATION	4. PROJECT TITLE
DAVIS-MONTHAN AIR FORCE BASE ARIZONA	HANGAR/AIRCRAFT MAINTENANCE UNIT, INC

5. PROGRAM ELEMENT	6. CATEGORY CODE	7. PROJECT NUMBER	8. PROJECT COST ($000)
91211F	211-111	FBNV263001	AUTH: 0 APPR: 15,000

sidewalks, passive force protection measures, and site improvements necessary to provide a complete and useable facility. Facilities will be designed as permanent construction in accordance with Department of War Unified Facilities Criteria 1-200-01. This project will comply with Department of War antiterrorism/force protection requirements per Unified Facilities Criteria 4-010-01.

Air Conditioning: 120 Tons

11. REQ: 4,442 SM ADQT: 0 SUBSTD: 4,732 SM

PROJECT:
Construct 5-Bay Hangar/Aircraft Maintenance Unit

REQUIREMENT:
Adequate facility properly sized and configured for a five-bay aircraft hangar, an Aircraft Maintenance Unit to support CV-22 aircraft and maintenance unit, and fleet service terminal for transient alert operations. Hangar space is authorized to conduct recurring maintenance and inspection of the fleet as well as provide protection from the elements. Development of the special operations mobility capacity supports primary mission of insertion, extraction, and re-supply of unconventional warfare forces and equipment into hostile or enemy-controlled territory using airland or airdrop procedures. Fleet service terminal space is required for transient alert to replace the existing facility, which sits within the intended footprint of the new facility. This is an Air Force Special Operations Command tenant requirement.

CURRENT SITUATION:
Davis-Monthan AFB will be adding a new Air Force Special Operations Command Wing as the A-10 units retire. No facilities currently exist at Davis-Monthan that can accommodate the new CV-22 maintenance operations requirement. Additionally, there is little flight line space available to house an additional hangar. Therefore, one of the existing A-10 hangars (Building 4809) and the transient alert facility (Building 4826) must be demolished in order to provide a clear site for the new facility. Operational space to accommodate the displaced transient alert function will be included within the new facility. Other remaining hangars and back shops will be repurposed for existing HH-60s as well as incoming EC-37Bs and OA-1Ks.

IMPACT IF NOT PROVIDED:
Without this facility, the unit will be delayed in bedding down. Aircraft will remain at their currently assigned locations at Cannon AFB. This hinders the standup of a complete Special Operations Wing that can rapidly plan and execute specialized and contingency operations in support of national priorities. In the absence of a full complement of aircraft, the unit will experience a loss of synergy without the ability to fly and train together. In particular, it creates a deficit in the primary weapon system providing specialized aerospace mobility to complement the Special Operations Wing's other core missions of close air support, intelligence, surveillance and reconnaissance operations, and agile combat

1. COMPONENT	FY 2027 MILITARY CONSTRUCTION PROJECT DATA	2. DATE
AIR FORCE		MAR 2026

3. INSTALLATION AND LOCATION	4. PROJECT TITLE
DAVIS-MONTHAN AIR FORCE BASE ARIZONA	HANGAR/AIRCRAFT MAINTENANCE UNIT, INC

5. PROGRAM ELEMENT	6. CATEGORY CODE	7. PROJECT NUMBER	8. PROJECT COST ($000)
91211F	211-111	FBNV263001	AUTH: 0 APPR: 15,000

support.

ADDITIONAL:
This project meets the criteria/scope in Department of the Air Force Manual 32-1084, Standard Facility Requirements. This design shall conform to criteria established in the Air Force Corporate Facilities Standards, the Installation Facilities Standards, but will not employ a standard facility design because there is no Air Force standard facility design for this project, and there is no applicable standard design from United States Army Corps of Engineers. All reasonable alternatives were considered during the development of this project to include status quo, add/alter, and new construction. New construction is the only viable option to meet this requirement. A formal economic analysis waiver has been approved. Sustainable principles, to include life-cycle cost-effective practices, will be integrated into the design, development, and construction of the project in accordance with Unified Facility Criteria 1-200-02. This includes preparation of a life-cycle cost analysis for energy consuming systems, renewable energy generating systems, whenever life-cycle cost effective is selected as the reason any requirement of Unified Facility Criteria 1-200-02 is partially compliant or not applicable. This project does not fall within or partly within the 100-year flood plain. Facility is sited in accordance with the Installation Development Plan and is within a compatible land use area. The construction growth offset for this requirement is 53,346 Square Feet. Supporting facilities cost exceeds 25% of the primary facilities cost due to the additional cost of state taxes required by the State of Arizona.

355 Wing Base Civil Engineer: (520) 228-3401

Hangar Maintenance: 4,442 SM = 47,813 Square Feet;

Shop, Aircraft Maintenance, Organizational: 5,037 SM = 54,218 Square Feet;

Fleet Service Terminal: 209 SM = 2,250 Square Feet;

Overhead Protection: 402 SM = 4,327 Square Feet;

Demolition: 4,732 SM = 50,935 Square Feet.

JOINT USE CERTIFICATION: This facility can be used by other components on an "as available" basis; however, the scope of the project is based on Air Force requirements.

1. COMPONENT	FY 2027 MILITARY CONSTRUCTION PROJECT DATA	2. DATE
AIR FORCE		MAR 2026

3. INSTALLATION AND LOCATION	4. PROJECT TITLE
DAVIS-MONTHAN AIR FORCE BASE ARIZONA	HANGAR/AIRCRAFT MAINTENANCE UNIT, INC

5. PROGRAM ELEMENT	6. CATEGORY CODE	7. PROJECT NUMBER	8. PROJECT COST ($000)
91211F	211-111	FBNV263001	AUTH: 0 APPR: 15,000

12. SUPPLEMENTAL DATA:

A. Estimated Execution Data:

(1) Acquisition Strategy: Design-Bid-Build

(2) Design Data

(a) Design or Request for Proposal(RFP) Started:	OCT/2024
(b) Percent of Design Completed as of SEP 2025:	35%
(c) Percent of Design Completed as of JAN 2026:	100%
(d) Design or RFP Complete:	JAN/2026
(e) Total Design Cost ($000):	11,250
(f) Energy Study and/or Life Cycle Cost Analysis	YES
(g) Standard or Definitive Design Used?	NO

(3) Construction Data:

(a) Contract Award:	SEP/2026
(b) Construction Start:	NOV/2026
(c) Construction Complete:	AUG/2028

B. Equipment associated with this project which will be provided from other appropriations:

Equipment Nomenclature	Procuring Appropriation	Fiscal Year Appropriated Or Requested	Cost ($000)
Collateral Equipment	3080	2028	2,200
C4I Equipment	3080	2028	450

C. Authorization and Appropriation Summary:

	Authorization $(000)	Auth of Approp $(000)	Appropriation $(000)
FY 2026 ENACTED	125,000	110,000	110,000
FY 2027 BUDGET REQUEST	0	15,000	15,000
Total	125,000		125,000

MILCON Work-in-Place (WIP) Curve – Automated Spend Plan

Project Information	
Project Title	HANGAR/AIRCRAFT MAINTENANCE UNIT, Inc
Installation	Davis Monthan
Program Year (FY)	2027
Project #	FBNV263001

Financial Inputs & Derived Amounts ($000)	
Programmed Amount (PA)	125,000
SIOH Rate	6.5%
Contingency Rate	5.0%
SIOH Amount	8,125
Contingency Amount	6,250
Construction (PA less SIOH & Cont)	110,625
Total Increments	3

Key Dates (Calculated)	
Begin Date (FY Start)	Oct 1, 2026
Award Date (Assumed)	Sep 1, 2027
Complete Date (Award + POP; set to 1st of month)	Aug 1, 2029
Award Month (1st of month)	Sep 1, 2027
Complete Month (1st of month)	Aug 1, 2029
Period of Performance	700

Funding & Obligation Increments ($000)

Increment	Amount ($000)	Funding Date	Obligation Date
Increment 1	110,000	Jan 1, 2027	Apr 1, 2027
Increment 2	15,000	Oct 1, 2027	Jan 1, 2028
Increment 3	0		
Total Funding	125,000	Check vs PA	0

Outlay Curve Controls (Adjust if needed)	
Outlay Curve Steepness (k)	8.0
Normalized Logistic Base (t=0)	0.01798621
Normalized Logistic Top (t=1)	0.98201379
Total Outlay ($000) (assumed = PA)	125,000

Monthly Cash Flow (Automated from Spend Plan)

Month	Funding ($000)	Obligation ($000)	Outlay ($000)	Cumulative Funding	Cumulative Obligation	Cumulative Outlay
Oct 2026	0	0	0	0	0	0
Nov 2026	0	0	0	0	0	0
Dec 2026	0	0	0	0	0	0
Jan 2027	110,000	0	0	110,000	0	0
Feb 2027	0	0	0	110,000	0	0
Mar 2027	0	0	0	110,000	0	0
Apr 2027	0	110,000	0	110,000	110,000	0
May 2027	0	0	0	110,000	110,000	0
Jun 2027	0	0	0	110,000	110,000	0
Jul 2027	0	0	0	110,000	110,000	0
Aug 2027	0	0	0	110,000	110,000	0
Sep 2027	0	0	#N/A	110,000	110,000	#N/A
Oct 2027	15,000	0	#N/A	125,000	110,000	#N/A
Nov 2027	0	0	#N/A	125,000	110,000	#N/A
Dec 2027	0	0	#N/A	125,000	110,000	#N/A
Jan 2028	0	15,000	#N/A	125,000	125,000	#N/A
Feb 2028	0	0	#N/A	125,000	125,000	#N/A
Mar 2028	0	0	#N/A	125,000	125,000	#N/A
Apr 2028	0	0	#N/A	125,000	125,000	#N/A
May 2028	0	0	#N/A	125,000	125,000	#N/A
Jun 2028	0	0	#N/A	125,000	125,000	#N/A
Jul 2028	0	0	#N/A	125,000	125,000	#N/A
Aug 2028	0	0	#N/A	125,000	125,000	#N/A
Sep 2028	0	0	#N/A	125,000	125,000	#N/A
Oct 2028	0	0	#N/A	125,000	125,000	#N/A
Nov 2028	0	0	#N/A	125,000	125,000	#N/A
Dec 2028	0	0	#N/A	125,000	125,000	#N/A
Jan 2029	0	0	#N/A	125,000	125,000	#N/A
Feb 2029	0	0	#N/A	125,000	125,000	#N/A
Mar 2029	0	0	#N/A	125,000	125,000	#N/A
Apr 2029	0	0	#N/A	125,000	125,000	#N/A
May 2029	0	0	#N/A	125,000	125,000	#N/A
TOTAL	**125,000**	**125,000**	**#N/A**			

Cumulative WIP Curve

Project: HANGAR/AIRCRAFT MAINTENANCE UNIT, Inc
Program Year: 2027

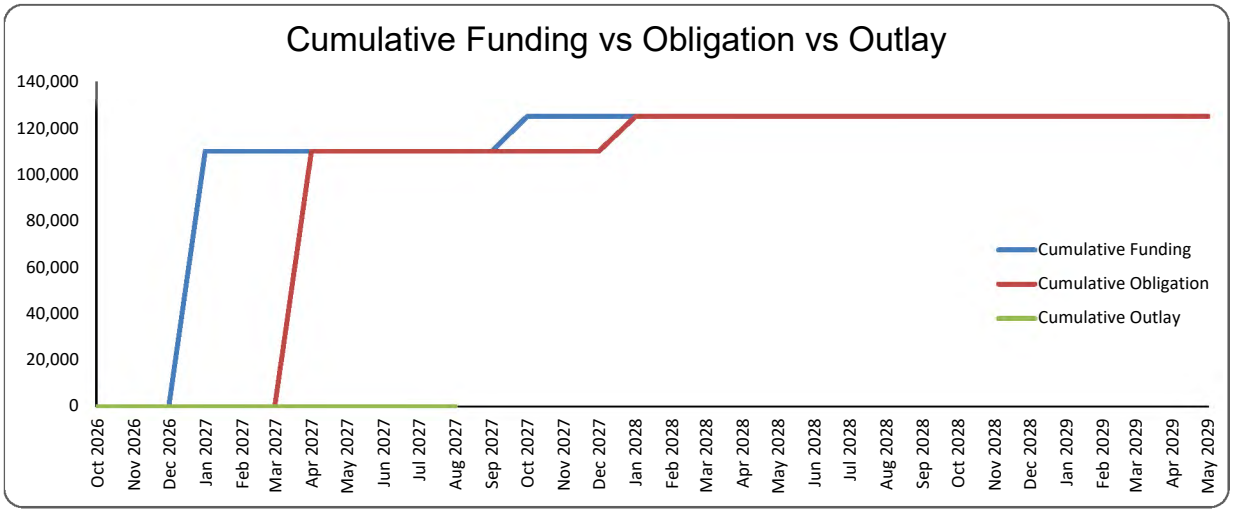

1. COMPONENT	FY 2027 MILITARY CONSTRUCTION PROGRAM	2. DATE (YYYYMMDD)
AIR FORCE		20260326

3. INSTALLATION AND LOCATION	4. COMMAND	5. AREA CONTRUCTION COST INDEX
LITTLE ROCK AIR FORCE BASE, ARKANSAS	AIR MOBILITY COMMAND	0.83

6. PERSONNEL		(1) PERMANENT			(2) STUDENTS			(3) SUPPORTED			(4) TOTAL
		OFFICER	ENLISTED	CIVILIAN	OFFICER	ENLISTED	CIVILIAN	OFFICER	ENLISTED	CIVILIAN	
a. AS OF	30-Sep-25	397	2,892	579	325	236	9.00	280	1,248	241	6,207
b. END FY	30-Sep-30	397	2,892	582	317	252	0	274	1,243	242	6,199

7. INVENTORY DATA *($000)*

a. TOTAL ACREAGE	6,721
b. INVENTORY TOTAL AS OF 30-Sep-25	3,770,232.00
c. AUTHORIZATION NOT YET IN INVENTORY	0.00
d. AUTHORIZATION REQUESTED IN THIS PROGRAM	27,000.00
e. AUTHORIZATION INCLUDED IN FOLLOWING PROGRAM	0.00
f. PLANNED IN NEXT THREE PROGRAM YEARS	0.00
g. REMAINING DEFICIENCY	69,000.00
h. GRAND TOTAL	3,866,232.00

8. PROJECTS REQUESTED IN THIS PROGRAM

a. CATEGORY			b. COST ($000)	c. DESIGN STATUS	
(1) CODE	(2) PROJECT TITLE	(3) SCOPE		(1) START	(2) COMPLETE
740-884	Child Development Center	3,310 SM	27,000	04/25	12/26

9. FUTURE PROJECTS

None.

10. MISSION OR MAJOR FUNCTIONS

Little Rock Air Force Base is home to two airlift wings with six C-130 squadrons conducting operations and training. The installation is the sole Department of War C-130 training base, Air National Guard C-130 airlift wing, Air Combat Command weapons squadron, and Air Force Reserve Command aerial port squadron. Air Education and Training Command's 714th Training Squadron is the focal point for all C-130 formal training functions and manages 1,200 C-130H/J students annually.

11. OUTSTANDING POLLUTION AND SAFETY DEFICIENCIES

None.

1. COMPONENT	FY 2027 MILITARY CONSTRUCTION PROJECT DATA	2. DATE
AIR FORCE		MARCH 2026

3. INSTALLATION AND LOCATION	4. PROJECT TITLE
LITTLE ROCK AIR FORCE BASE ARKANSAS	CHILD DEVELOPMENT CENTER

5. PROGRAM ELEMENT	6. CATEGORY CODE	7. PROJECT NUMBER	8. PROJECT COST ($000)
91211F	740-884	NKAK233000	27,000

9. COST ESTIMATES

ITEM	UM	QUANTITY	UNIT COST	COST($000)
PRIMARY FACILITIES				20,093
CHILD DEVELOPMENT CENTER (740-884)	SM	3,310	5,995	(19,843)
CYBERSECURITY OF FACILITY-RELATED CONTROL SYS	LS			(250)
SUPPORTING FACILITIES				3,827
UTILITIES	LS			(51)
SITE PREPARATION	LS			(323)
ROADS, SIDEWALKS, AND PARKING	LS			(244)
SITE IMPROVEMENTS	LS			(464)
DEMOLITION	SM	2,570	951	(2,445)
PRIVATIZED UTILITIES SERVICE AND CONNECTION	LS			(300)
SUBTOTAL				23,920
CONTINGENCY (5.00%)				1,196
TOTAL CONTRACT COST				25,116
SUPERVISION, INSPECTION AND OVERHEAD (6.50%)				1,633
TOTAL REQUEST				26,749
TOTAL REQUEST (ROUNDED)				27,000
EQUIPMENT FROM OTHER APPROPRIATIONS (NON-ADD)				(1,000)

10. DESCRIPTION OF PROPOSED CONSTRUCTION

This project will construct a new Child Development Center facility with steel-framed structure, concrete slab and foundation system, masonry block/brick exterior walls, insulated metal roof system, fire/lightning suppression systems, HVAC, electrical, and plumbing systems. The project will demolish buildings B1990 (2,396 SM), B1991 (23 SM), B1988 (151 SM) (Total: 2,570 SM), and playground (1 EA). The project includes all utilities, site improvements, pavements, detection/protection features, security enhancements and other supporting work necessary to make a complete and useable facility. Facility will be designed as permanent construction in accordance with Department of War Unified Facilities Criteria 1-200-01. This project will comply with Department of War antiterrorism/force protection requirements per Unified Facilities Criteria 4-010-01.

Air Conditioning: 89 Tons

11. REQ: 3,310 SM ADQT: 0 SUBSTD: 2,570 SM

PROJECT:

Construct new Child Development Center.

REQUIREMENT:

Little Rock Air Force Base requires a Child Development center to meet the installation's demands. A need exists for a new facility that is adequately configured for daytime care and child development activities. The space will support approximately 230 dependent children. All facility spaces will meet design criteria as described in Facilities Criteria 4-740-14F and Unified Facilities Criteria 3-101-01, for criteria and guidelines related to design and development of a Child Development Center. This is not a tenant or supported service requirement.

1. COMPONENT	FY 2027 MILITARY CONSTRUCTION PROJECT DATA	2. DATE
AIR FORCE		MARCH 2026

3. INSTALLATION AND LOCATION	4. PROJECT TITLE
LITTLE ROCK AIR FORCE BASE ARKANSAS	CHILD DEVELOPMENT CENTER

5. PROGRAM ELEMENT	6. CATEGORY CODE	7. PROJECT NUMBER	8. PROJECT COST ($000)
91211F	740-884	NKAK233000	27,000

CURRENT SITUATION:

The existing Child Development Center, B-1990, is the primary childcare facility on base for children 0-5 years old. The original facility was built in 1972, several additions and modifications have occurred since original construction. Several guideline deficiencies exist related to: Air Force Instruction 34-144, Unified Facilities Criteria 3-101-01, Facilities Criteria 4-740-14F, National Fire Protection Association 101, and International Fire Code 2018. Site conditions allow water intrusion into building at floor level during heavy rain, temporary containment procedures and high level of maintenance are needed to remove infiltrated water. Indoor air quality issues have developed from high moisture levels in conditioned spaces leading to airborne contaminates, requiring high levels of remediation. The current site is overdeveloped with poor circulation leaving few economical options for modifications, additions, or improvement. The Department of War ensures that Child Development Center facilities and staff are held to the highest standards, and the provision of on base childcare will reduce stress and distractions of Airmen, allowing focus on mission goals.

IMPACT IF NOT PROVIDED:

Current facility hinders program effectiveness, administration efficiency, child development and activities, and increases demand on maintenance personnel and cost demand. Military members will be forced to utilize off-base childcare providers, which will require increased commuting and increase cost of living demand. Off-base childcare is not tailored to accommodate exercises or mission needs. These items will impact mission readiness and morale.

ADDITIONAL:

This project meets the criteria/scope in Department of the Air Force Manual 32-1084, Standard Facility Requirements. This design shall conform to criteria established in the Air Force Corporate Facilities Standards, the Installation Facilities Standards, and shall employ the standard facility design for Air Force Child Development Centers. This project will comply with all applicable Unified Facilities Criteria guidelines, and Air Force Instruction 34-144 - Child and Youth Programs requirements. In addition, local materials and construction techniques shall be used where cost effective. Sustainable principles, to include life-cycle cost-effective practices, will be integrated into the design, development, and construction of the project in accordance with Unified Facility Criteria 1-200-02. This includes preparation of a life-cycle cost analysis for energy consuming systems, renewable energy generating systems, whenever life-cycle cost effective is selected as the reason any requirement of Unified Facility Criteria 1-200-02 is partially compliant or not applicable. This project does not fall within or partly within the 100-year flood plain. Facility is sited in accordance with the Installation Development Plan and is within a compatible land use area. The construction growth offset for this requirement is 7,966 square feet.

19 AW Base Civil Engineer: (501) 987-3322

1. COMPONENT	FY 2027 MILITARY CONSTRUCTION PROJECT DATA	2. DATE
AIR FORCE		MARCH 2026

3. INSTALLATION AND LOCATION	4. PROJECT TITLE
LITTLE ROCK AIR FORCE BASE ARKANSAS	CHILD DEVELOPMENT CENTER

5. PROGRAM ELEMENT	6. CATEGORY CODE	7. PROJECT NUMBER	8. PROJECT COST ($000)
91211F	740-884	NKAK233000	27,000

Child Development Center: 3,310 SM = 35,629 Square Feet;
Demolition: 2,570 SM = 27,663 Square Feet.

JOINT USE CERTIFICATION: This facility can be used by other components on an "as available" basis; however, the scope of the project is based on Air Force requirements.

Facility Condition Index: 70

1. COMPONENT	FY 2027 MILITARY CONSTRUCTION PROJECT DATA	2. DATE
AIR FORCE		MARCH 2026

3. INSTALLATION AND LOCATION	4. PROJECT TITLE
LITTLE ROCK AIR FORCE BASE ARKANSAS	CHILD DEVELOPMENT CENTER

5. PROGRAM ELEMENT	6. CATEGORY CODE	7. PROJECT NUMBER	8. PROJECT COST ($000)
91211F	740-884	NKAK233000	27,000

12. SUPPLEMENTAL DATA:

A. Estimated Execution Data:

(1) Acquisition Strategy: Design-Bid-Build

(2) Design Data

(a) Design or Request for Proposal(RFP) Started:	APR/2025
(b) Percent of Design Completed as of SEP 2025:	15%
(c) Percent of Design Completed as of JAN 2026:	35%
(d) Design or RFP Complete:	DEC/2026
(e) Total Design Cost ($000):	2,700
(f) Energy Study and/or Life Cycle Cost Analysis	YES
(g) Standard or Definitive Design Used?	YES

(3) Construction Data:

(a) Contract Award:	JUN/2027
(b) Construction Start:	NOV/2027
(c) Construction Complete:	MAY/2029

B. Equipment associated with this project which will be provided from other appropriations:

Equipment Nomenclature	Procuring Appropriation	Fiscal Year Appropriated Or Requested	Cost ($000)
Communications/Data	3400	2028	200
Furniture, Fixtures, and Equip	3080	2028	800

1. COMPONENT	FY 2027 MILITARY CONSTRUCTION PROGRAM	2. DATE (YYYYMMDD)
AIR FORCE		20260325

3. INSTALLATION AND LOCATION	4. COMMAND	5. AREA CONTRUCTION COST INDEX
Beale AFB, California	AIR COMBAT COMMAND	1.26

6. PERSONNEL	(1) PERMANENT			(2) STUDENTS			(3) SUPPORTED			(4) TOTAL
	OFFICER	ENLISTED	CIVILIAN	OFFICER	ENLISTED	CIVILIAN	OFFICER	ENLISTED	CIVILIAN	
a. AS OF 30 Sep 25	600	3,012	658	0	0	0	228	1,119	164	5,781
b. END FY	488	2,328	612	0	0	0	228	1,115	164	4,935

7. INVENTORY DATA ($000)	
a. TOTAL ACREAGE	22,813
b. INVENTORY TOTAL AS OF 21 Sep 25	7,636,825.00
c. AUTHORIZATION NOT YET IN INVENTORY	0.00
d. AUTHORIZATION REQUESTED IN THIS PROGRAM	0.00
e. AUTHORIZATION INCLUDED IN FOLLOWING PROGRAM	0.00
f. PLANNED IN NEXT THREE PROGRAM YEARS	0.00
g. REMAINING DEFICIENCY	0.00
h. GRAND TOTAL	7,636,825.00

8. PROJECTS REQUESTED IN THIS PROGRAM

a. CATEGORY			b. COST ($000)	c. DESIGN STATUS	
(1) CODE	(2) PROJECT TITLE	(3) SCOPE		(1) START	(2) COMPLETE
141-753	Multi-Domain Operations Complex, Inc	7,205	126,000	01/23	11/24

9. FUTURE PROJECTS

None

10. MISSION OR MAJOR FUNCTIONS

Beale Air Force Base is home to the only high-altitude Intelligence, Surveillance, and Reconnaissance (ISR) Wing in the Air Force that provides decision advantage and combat power worldwide to meet the nation's call. With the high-tempo and essential mission Beale Air Force Base provides to the Air Combat Command and combatant commanders, it is important to have the tools and personnel necessary to meet the specific and essential requirements in a timely and safe manner. The requirement is to execute United States Air Force (USAF) Priority: Restore Readiness and CSAF (Chief of Staff of the Air Force) Focus Area: Enhance Multi-Domain Command and Control (C2) to increase weapons system lethality. The Multi-Domain Operations Complex provides full-spectrum C2 readiness and optimizes worldwide manned high-altitude reconnaissance and multi-domain. The Multi-Domain Operations Complex will provide space for the high-altitude ISR mission planning cell, which has grown by 117 personnel, space to implement emerging technologies (artificial intelligence, multi-domain operations, 5th Generation) and will integrate current ISR platforms, sensor maintenance, and flight operations, improving high-altitude recon.

11. OUTSTANDING POLLUTION AND SAFETY DEFICIENCIES

N/A

1. COMPONENT	FY 2027 MILITARY CONSTRUCTION PROJECT DATA	2. DATE
AIR FORCE		MARCH 2026

3. INSTALLATION AND LOCATION	4. PROJECT TITLE
BEALE AIR FORCE BASE CALIFORNIA	MULTI-DOMAIN OPERATIONS COMPLEX

5. PROGRAM ELEMENT	6. CATEGORY CODE	7. PROJECT NUMBER	8. PROJECT COST ($000)
91211F	141-753	BAEY202004	AUTH: 0 APPR: 126,000

9. COST ESTIMATES

ITEM	UM	QUANTITY	UNIT COST	COST($000)
PRIMARY FACILITIES				116,899
SQUADRON OPERATIONS (141-753)	SM	7,205	8,885	(64,016)
LARGE AIRCRAFT MAINTENANCE DOCK (211-173)	SM	4,671	8,885	(41,502)
APRON (113-321)	SM	2,716	3,270	(8,881)
CYBERSECURITY OF FACILITY-RELATED CONTROL SYS	LS			(2,500)
SUPPORTING FACILITIES				11,255
UTILITIES	LS			(3,002)
SITE PREPARATION	LS			(3,908)
SITE IMPROVEMENTS	LS			(431)
COMMUNICATIONS	LS			(205)
DEMOLITION	SM	4,281	530	(2,269)
GENERATOR	KW	1,000	1,367	(1,367)
PASSIVE FORCE PROTECTION MEASURES	LS			(73)
SUBTOTAL				128,155
CONTINGENCY (5.00%)				6,408
TOTAL CONTRACT COST				134,563
SUPERVISION, INSPECTION AND OVERHEAD (6.50%)				8,747
DESIGN/BUILD - DESIGN COST (4.00% OF SUBTOTAL)				5,126
TOTAL REQUEST				148,436
TOTAL REQUEST (ROUNDED)				148,000
EQUIPMENT FROM OTHER APPROPRIATIONS (NON-ADD)				(1,500)

10. DESCRIPTION OF PROPOSED CONSTRUCTION

Construct a two-story facility to consolidate aircraft maintenance, training, and operational/mission planning for the high-altitude intelligence, surveillance, and reconnaissance mission. The new facility will be a single building with multiple functions which include two separate large aircraft maintenance docks and multiple squadron operations for the three squadrons that will occupy the center portion of the building. Construction will include spread footing, slab on grade foundation, metal decking second floor, split face masonry, and standing seam metal roof. The entire facility shall be fire protected. The facility will include an elevator, an auditorium, open and closed office spaces, break rooms, sensor maintenance areas, lockers and showers, controlled space, a data processing center with raised flooring, and building support area. The facility will also include a 1,000KW Generator with Automatic Transfer Switch. The generator is authorized by Air Force Manual 32-1062. The facility must be able to withstand seismic effects as prescribed in applicable codes and design guides. This project will demolish Building 1044 (2,044 SM), Building 1045 (2,007 SM), Building 1046 (167 SM), and Building 1006 (63 SM) for a total of 4,281 SM. The project will also demolish approximately 160 linear feet of jet blast deflectors behind Building 1044 and 1045. The project includes all utilities, site improvements, new apron, pavements, detection and protection features, security enhancements and other supporting work necessary to make a complete and useable facility. Facilities will be designed as permanent construction in accordance with Department of War Unified Facilities Criteria 1-200-01, General Building Requirements. This project will comply with Department of War antiterrorism/force protection requirements per Unified

1. COMPONENT	FY 2027 MILITARY CONSTRUCTION PROJECT DATA	2. DATE
AIR FORCE		MARCH 2026

3. INSTALLATION AND LOCATION	4. PROJECT TITLE
BEALE AIR FORCE BASE CALIFORNIA	MULTI-DOMAIN OPERATIONS COMPLEX

5. PROGRAM ELEMENT	6. CATEGORY CODE	7. PROJECT NUMBER	8. PROJECT COST ($000)
91211F	141-753	BAEY202004	AUTH: 0 APPR: 126,000

Facilities Criteria 4-010-01.

Air Conditioning: 175 Tons

11. REQ: 7,205 SM ADQT: 0 SUBSTD: 4,281 SM

PROJECT:
Multi-Domain Operations Complex

REQUIREMENT:
Beale Air Force Base is home to the only high-altitude Intelligence, Surveillance, and Reconnaissance Wing in the Air Force that provides decision advantage and combat power worldwide to meet the nation's call. With the high-tempo and essential mission Beale Air Force Base provides to the Air Combat Command and combatant commanders, it is important to have the tools and personnel necessary to meet the specific and essential requirements in a timely and safe manner. The Multi-Domain Operations Complex provides full-spectrum Command and Control readiness and optimizes worldwide manned high-altitude reconnaissance and multi-domain. The Multi-Domain Operations Complex will provide space for the high-altitude Intelligence, Surveillance, and Reconnaissance mission planning cell, which has grown by 117 personnel, space to implement emerging technologies (artificial intelligence, multi-domain operations, 5th Generation) and will integrate current Intelligence, Surveillance, and Reconnaissance platforms, sensor maintenance, and flight operations, improving high-altitude reconnaissance operational efficiency. This project allows for the implementation of next generation high altitude reconnaissance sensors and for the addition of theater wide Command and Control functions to high-altitude aircraft. This project is required to divest ~72% of Building 1086, a cornerstone of Beale's long-range facility strategy, and to provide a purpose-built facility, complete with information technology architecture, power, and building systems required to support current and future mission requirements. This is not a tenant or supported service requirement.

CURRENT SITUATION:
Building 1086 was designed and constructed in an ad-hoc fashion beginning in 1959. It is severely degraded, with a building condition index of 70 and has documented Fire Safety Deficiencies due to no mass notification and lack of fire suppression. Building 1086 also has multiple Risk Assessment Codes in regards to electrical issues, egress noncompliance, and asbestos. This facility does not have the structural or infrastructural capabilities to support emerging technologies and their associated power and cooling requirements. Readiness for the mission is impeded due to separation of maintenance (Building 1086) and training & operations (Building 1025). A demolition and renovation project for portions of the building is funded for Building 1086 in the Facilities, Sustainment, and Restoration Program for Fiscal Year 2027. These aging facilities supporting the high-altitude Intelligence, Surveillance, and Reconnaissance program at Beale are designed for the 1960's era and cannot meet mission needs. Beale Air Force Base is

1. COMPONENT	FY 2027 MILITARY CONSTRUCTION PROJECT DATA	2. DATE
AIR FORCE		MARCH 2026

3. INSTALLATION AND LOCATION	4. PROJECT TITLE
BEALE AIR FORCE BASE CALIFORNIA	MULTI-DOMAIN OPERATIONS COMPLEX

5. PROGRAM ELEMENT	6. CATEGORY CODE	7. PROJECT NUMBER	8. PROJECT COST ($000)
91211F	141-753	BAEY202004	AUTH: 0 APPR: 126,000

the only base delivering globally integrated intelligence, surveillance, and reconnaissance in support of National Defense Objectives.

IMPACT IF NOT PROVIDED:
The Air Force will be unable to support the modernization of the 1960's Cold War era infrastructure and the incorporation of next generation technologies will be further delayed. Geographically dispersed functions will continue to cause inefficiencies in daily operations. Personnel in Building 1086 will continue to work in an unhealthy, unsafe environment with numerous Fire Safety Deficiencies and Risk Assessment Codes.

ADDITIONAL:
This project meets the applicable criteria/scope specified in Department of the Air Force Manual 32-1084, Standard Facility Requirements and Beale Facility Strategy Plan. This design shall conform to criteria established in the Air Force Corporate Facilities Standards, the Installation Facilities Standards, but will not employ a standard facility design because there is no Air Force standard facility design for this project, and there is no applicable standard design from United States Army Corps of Engineers. A preliminary analysis of reasonable alternatives evaluating status quo, addition/alteration and new construction was accomplished. This analysis indicated construction is the most cost-effective alternative which meets mission requirements. A formal economic analysis was completed and approved. Sustainable principles, to include life-cycle cost-effective practices, will be integrated into the design, development, and construction of the project in accordance with Unified Facilities Criteria 1-200-02. This includes the preparation of a life-cycle cost analysis for energy consuming systems, renewable energy generating systems, or when life cycle cost effective is selected as the reason any requirement of Unified Facilities Criteria 1-200-02 is partially compliant or not applicable. This project does not fall within or partly within a 100-year flood plain. Facility is sited in accordance with the Installation Development Plan and is within a compatible land use area. The construction growth offset for this requirement is 81,752 square feet.

9th Reconnaissance Wing Base Civil Engineer: (530) 634-2943

SQUADRON OPERATIONS: 7,205 SM = 77,554 Square Feet;
LARGE AIRCRAFT MAINTENANCE DOCK: 4,671 SM = 50,278 Square Feet;
APRON: 2,716 SM = 29,235 Square Feet;
DEMOLITION: 4,281 SM = 46,080 Square Feet.

JOINT USE CERTIFICATION: This facility can be used by other components on an "as available" basis; however, the scope of the project is based on Air Force requirements.

1. COMPONENT	FY 2027 MILITARY CONSTRUCTION PROJECT DATA	2. DATE
AIR FORCE		MARCH 2026

3. INSTALLATION AND LOCATION	4. PROJECT TITLE
BEALE AIR FORCE BASE CALIFORNIA	MULTI-DOMAIN OPERATIONS COMPLEX

5. PROGRAM ELEMENT	6. CATEGORY CODE	7. PROJECT NUMBER	8. PROJECT COST ($000)
91211F	141-753	BAEY202004	AUTH: 0 APPR: 126,000

12. SUPPLEMENTAL DATA:

A. Estimated Execution Data:

(1) Acquisition Strategy: Design-Build

(2) Design Data

(a) Design or Request for Proposal(RFP) Started:	JAN/2023
(b) Percent of Design Completed as of SEP 2025:	100%
(c) Percent of Design Completed as of JAN 2026:	100%
(d) Design or RFP Complete:	NOV/2024
(e) Total Design Cost ($000):	6,484
(f) Energy Study and/or Life Cycle Cost Analysis	YES
(g) Standard or Definitive Design Used?	NO

(3) Construction Data:

(a) Contract Award:	MAR/2027
(b) Construction Start:	OCT/2027
(c) Construction Complete:	AUG/2029

B. Equipment associated with this project which will be provided from other appropriations:

Equipment Nomenclature	Procuring Appropriation	Fiscal Year Appropriated Or Requested	Cost ($000)
Furniture Fixtures and Equipme	3400	2027	250
Communications Equipment	3400	2027	20
Data Processing Equipment	3080	2027	1,230

C. Authorization and Appropriation Summary:

	Authorization $(000)	Auth of Approp $(000)	Appropriation $(000)
FY2025 Budget Request	148,000	55,000	0
FY2026 Budget Request	0	0	22,000
FY2027 Budget Request	0	126,000	126,000
Total	148,000	181,000	148,000

Spend Plan CAO: 25-Mar-26

Project Title:	Multi-Domain Operations Complex, Inc
Installation:	Beale AFB, CA
Program Year	2027
Project #	BAEY202004

Financials		
PA ($000)		148,000
Initial Contract		131,461
SIOH	6.5%	9,620
SIOH / Month		418
Other (Contingency)	5.0%	6,919
Other / Month		301

Schedule	
Award	1-Mar-27
Complete	1-Aug-29
POP	884
Months	29.0

Instructions and Notes
This spreadsheet is designed to help the user develop a WIP Curve for inclusion with a project 1391. The user only needs to know the project cost and schedule. Edit The Green Fields ONLY

1	Enter the Project Title, Location, and Project number
2	Enter the Date this WIP Curve is being updated
3	Enter the Project PA
4	Enter the SIOH required by the agent (6.5% for USACE FY24 and beyond)
5	Enter the contingency percentage plus other amounts withheld by the Agent
6	Enter the projected project Award Date (usually 1 Apr of the Execution FY)
7	Enter the Project Complete Date (Usually Award plus ~1000 days, use the 1st of a month)
8	Enter the Chart Begin Date (first day of the Program Year: 1-Oct-XX) (Use "Short Date" format.)
9	Enter the Dates anticipate to receive each increment of funding (usually January of the Program year, and Oct for subsequent increments)
10	Enter the Dates anticipated to Award the contract (usually 1 Apr of the Program year and obligate increments (usually 1 Oct for increments after initial award.)
11	Enter the Value of each increment (If the project is less than $250M enter the PA as 1st Increment)

Chart	Fund	Obligate	Fund mmm-yr	Obligate mmm-yr	Months	Increment	Obligate	SIOH	Other
Begin	1-Oct-26	1-Oct-26	Oct-26		0		-	-	-
1st Increment	1-Jan-27	1-Mar-27	Jan-27	Mar-27	7	22,000	19,542	1,430	1,029
2nd Increment	1-Oct-27	1-Oct-27	Oct-27	Oct-27	22	126,000	111,920	8,190	5,891
3rd Increment					0		-	-	-
4th Increment					0		-	-	-
5th Increment					0	-	-	-	-
End	1-Aug-29	1-Aug-29	Aug-29	Aug-29	0		-	-	-
Total					**29**	**148,000**	**131,461**	**9,620**	**6,919**

Spend Plan CAO: 25-Mar-26

Project Title:	Multi-Domain Operations Complex, Inc
Installation:	Beale AFB, CA
Program Year	2027
Project #	BAEY202004

All Cost in thousands

Chart Begin Oct-26	FUNDING (note 1)		OBLIGATION (note 2-3)		OUTLAYS (note 4-5)	
Month	**Enacted**	**Cumulative**	**Obligated**	**Cumulative**	**Monthly**	**Cumulative**
Oct-26	-	-	-	-	-	-
Nov-26	-	-	-	-	-	-
Dec-26	-	-	-	-	271	271
Jan-27	22,000	22,000	-	-	271	541
Feb-27	-	22,000	-	-	271	812
Mar-27	-	22,000	19,542	19,542	454	1,265
Apr-27	-	22,000	719	20,261	733	1,998
May-27	-	22,000	719	20,980	1,138	3,136
Jun-27	-	22,000	719	21,699	1,702	4,837
Jul-27	-	22,000	719	22,418	2,449	7,286
Aug-27	-	22,000	719	23,137	3,391	10,678
Sep-27	-	22,000	719	23,856	4,520	15,198
Oct-27	126,000	148,000	112,639	136,495	5,799	20,997
Nov-27	-	148,000	719	137,214	7,159	28,156
Dec-27	-	148,000	719	137,933	8,506	36,662
Jan-28	-	148,000	719	138,652	9,727	46,389
Feb-28	-	148,000	719	139,371	10,705	57,094
Mar-28	-	148,000	719	140,090	11,338	68,431
Apr-28	-	148,000	719	140,809	11,557	79,989
May-28	-	148,000	719	141,528	11,338	91,327
Jun-28	-	148,000	719	142,247	10,705	102,031
Jul-28	-	148,000	719	142,966	9,727	111,758
Aug-28	-	148,000	719	143,685	8,506	120,264
Sep-28	-	148,000	719	144,405	7,159	127,423
Oct-28	-	148,000	719	145,124	5,799	133,222
Nov-28	-	148,000	719	145,843	4,520	137,743
Dec-28	-	148,000	719	146,562	3,391	141,134
Jan-29	-	148,000	719	147,281	2,449	143,583
Feb-29	-	148,000	719	148,000	1,702	145,284
Mar-29	-	148,000	-	148,000	1,138	146,422
Apr-29	-	148,000	-	148,000	733	147,155
May-29	-	148,000	-	148,000	-	147,155
Jun-29	-	148,000	-	148,000	-	147,155
Jul-29	-	148,000	-	148,000	-	147,155
Aug-29	-	148,000	-	148,000	845	
					148,000	

Notes	
Note 1:	Assumes initial appropriation is enacted by Congress Jan FY 2026.
Note 2:	Assumes funds are available for obligation by 31 January of the execution year and by 31 October for subsequent years.
Note 3:	Assumes ALL project funds (contract, SIOH, contingency, etc) are obligated NLT 6 months prior to project end
Note 4	Assumes contract award in Mar 2027 and contract completion Aug 2029; duration 29 months.
Note 5	Assumes Agent will retain 1% of project obligations for a final payment

Multi-Domain Operations Complex, Beale AFB, CA

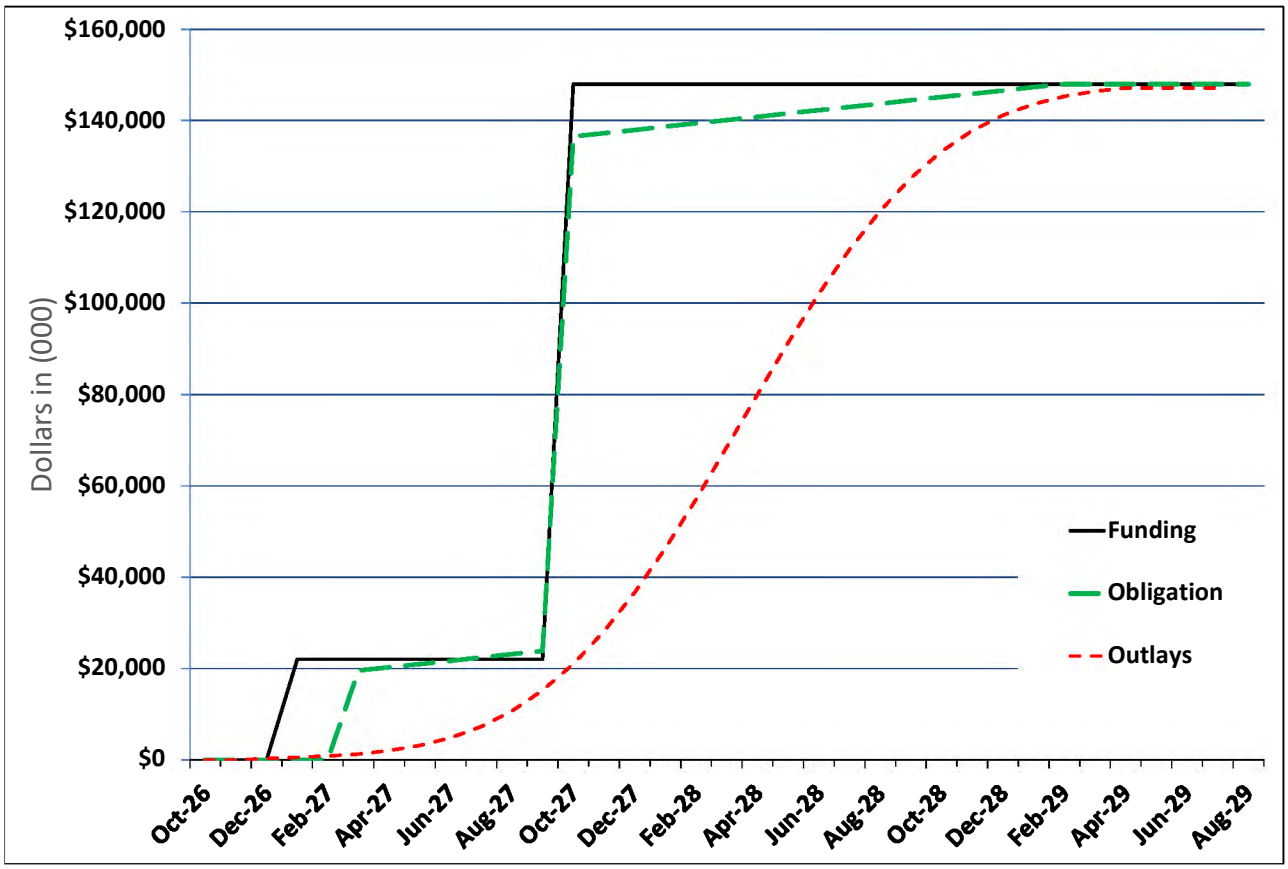

1. COMPONENT	FY 2027 MILITARY CONSTRUCTION PROGRAM	2. DATE (YYYYMMDD)
SPACE FORCE		20260323

3. INSTALLATION AND LOCATION	4. COMMAND	5. AREA CONTRUCTION COST INDEX
SCHRIEVER SPACE FORCE BASE, COLORADO	SPACE COMMAND	1.07

6. PERSONNEL		(1) PERMANENT			(2) STUDENTS			(3) SUPPORTED			(4) TOTAL
		OFFICER	ENLISTED	CIVILIAN	OFFICER	ENLISTED	CIVILIAN	OFFICER	ENLISTED	CIVILIAN	
a. AS OF	11-Mar-25	486	1,766	1,589	0	0	0	331	496	1,031	5,699
b. END FY		473	1,799	1,593	0	0	0	325	487	1,024	5,701

7. INVENTORY DATA *($000)*

a. TOTAL ACREAGE	3,842.15
b. INVENTORY TOTAL AS OF 15-May-25	2,622,564.81
c. AUTHORIZATION NOT YET IN INVENTORY	0.00
d. AUTHORIZATION REQUESTED IN THIS PROGRAM	250,000.00
e. AUTHORIZATION INCLUDED IN FOLLOWING PROGRAM	84,000.00
f. PLANNED IN NEXT THREE PROGRAM YEARS	0.00
g. REMAINING DEFICIENCY	0.00
h. GRAND TOTAL	2,956,564.81

8. PROJECTS REQUESTED IN THIS PROGRAM

a. CATEGORY			b. COST ($000)	c. DESIGN STATUS	
(1) CODE	(2) PROJECT TITLE	(3) SCOPE		(1) START	(2) COMPLETE
141-456	Space Force Operations Facility	17,090 SM	250,000	AUG-2026	AUG-2027

9. FUTURE PROJECTS

N/A

R&M Unfunded Requirements: N/A

10. MISSION OR MAJOR FUNCTIONS

Schriever Space Force Base is home to the 50th Mission Support Group and many mission partners to include the Missile Defense Agency (MDA) and National Space Defense Center (NSDC). The 50th SCS operates, maintains and defends the national space enterprise, Team Schriever and warfighters' most critical missions through cyberspace. The unit delivers superior space mission cyber defense and maintenance capabilities. The 50th CE squadron maintains $1.2 billion in real property, ensuring suitable infrastructure and uninterrupted utilities in support of Department of War misisons. The installation supports services for national navigation, weather, communications and surveillance satellite missions assigned to Schriever SFB and 12 worldwide sites.

11. OUTSTANDING POLLUTION AND SAFETY DEFICIENCIES

Outstanding Pollution and Safety Deficiencies ($000): N/A

1. COMPONENT	FY 2027 MILITARY CONSTRUCTION PROJECT DATA	2. DATE
SPACE FORCE		MARCH 2026

3. INSTALLATION AND LOCATION	4. PROJECT TITLE
SCHRIEVER SPACE FORCE BASE COLORADO	SPACE FORCE OPERATIONS FACILITY

5. PROGRAM ELEMENT	6. CATEGORY CODE	7. PROJECT NUMBER	8. PROJECT COST ($000)
91211S	141-456	USSF270004	250,000

9. COST ESTIMATES

ITEM	UM	QUANTITY	UNIT COST	COST($000)
PRIMARY FACILITIES				188,382
INTELLIGENCE, SURVEILLANCE AND RECONNAISSA (141-456)	SM	17,090	10,434	(178,317)
ICD 705 PREMIUM	LS			(6,965)
CYBERSECURITY OF FACILITY RELATED CONTROL	LS			(3,100)
SUPPORTING FACILITIES				12,109
UTILITIES	LS			(3,000)
SITE PREPARATION	LS			(750)
ROADS, SIDEWALKS, AND PARKING	LS			(2,000)
SITE IMPROVEMENTS	LS			(750)
COMMUNICATIONS	LS			(500)
GENERATOR	KW	5,000	800	(4,000)
PASSIVE FORCE PROTECTION MEASURES	LS			(50)
SECURITY FENCING	LS			(59)
PRIVATIZED UTILITIES SERVICE AND CONNECTION	LS			(1,000)
SUBTOTAL				200,491
CONTINGENCY (5.00%)				10,025
TOTAL CONTRACT COST				210,516
SUPERVISION, INSPECTION AND OVERHEAD (6.50%)				13,684
DESIGN/BUILD - DESIGN COST (10.00% OF SUBTOTAL)				20,049
CONSTRUCTION SECURITY SURVILLANCE				5,261
TOTAL REQUEST				249,510
TOTAL REQUEST (ROUNDED)				250,000
EQUIPMENT FROM OTHER APPROPRIATIONS (NON-ADD)				(150,000)

10. DESCRIPTION OF PROPOSED CONSTRUCTION

Construct a three-story Space Operations Facility (SOF)with reinforced concrete foundation, steel structure, clad with precast concrete panels and a low slope membrane roof. Sensitive and/or Special Access Program spaces shall comply with the Intelligence Community Directive 705 criteria and standards. Construction includes a perimeter fence surrounding the Space Operations Facility to provide Protection Level 2 (PL2). Project will include all supporting facilities such as site improvements, pavements, communications, utilities, and protection level 2 fencing necessary to provide a complete and useable facility. This project is authorized a generator, per AFI 32-1062. Facility will be designed as permanent construction in accordance with Department of War Unified Facilities Criteria 1-200-01. This project will comply with Department of War antiterrorism/force protection requirements per Unified Facilities Criteria 4-010-01.

This project intends to leverage the authorities granted in the FY 2026 National Defense Authorization Act to take advantage of private sector innovative design and construction methods. It will use a combination of Other Transactional Authority (OTA), Progressive Design-Build (PDB), and other execution methods to innovate in delivery, reduce construction timelines, and lifecycle costs. OTA/PDB execution will capitalize on the construction industry's expertise and innovation.

1. COMPONENT	FY 2027 MILITARY CONSTRUCTION PROJECT DATA	2. DATE
SPACE FORCE		MARCH 2026

3. INSTALLATION AND LOCATION	4. PROJECT TITLE
SCHRIEVER SPACE FORCE BASE COLORADO	SPACE FORCE OPERATIONS FACILITY

5. PROGRAM ELEMENT	6. CATEGORY CODE	7. PROJECT NUMBER	8. PROJECT COST ($000)
91211S	141-456	USSF270004	250,000

The execution strategy is intentionally non-prescriptive to empower industry partners to innovate and propose the most effective technical solution to meet the defined needs.

Air Conditioning: 1400 Tons

11. REQ: 17,090 SM ADQT: 0 SUBSTD: 0

PROJECT:
Construct Space Operations Facility.

REQUIREMENT:
A highly classified and secured contiguous area to enable National Reconnaissance Organization (NRO) and United States Space Force (USSF) emergent missions including Air Moving Target Indicator, Ground Moving Target Indicator, and Proliferated Warfighter Space Architecture. Workspaces will house intelligence analysis and production for new and expanded all-source means, enabling near-real time capabilities and missions unique to United States Space Force. Facility will support the intelligence needs of the Defense Intelligence Enterprise and the United States Space Force as well as other joint warfighters, policymakers and acquisition professionals, through analysis or application. Mission is responsible for Intelligence, Surveillance and Reconnaissance (ISR) for the United States Space Force, providing actionable and time-sensitive intelligence for space domain operations including detection, characterization and targeting adversary space capabilities. The Space Operations Facility must be constructed to meet Protection Level 2 requirements. To ensure reliable operations, the Space Operations Facility will have multiple active power and cooling distribution paths and redundant components to meet the fault-tolerant facility "Tier IV" standard as defined by The Uptime Institute. The Space Operations Facility will include ICD 705 compliant construction spaces to meet all mission separation and collaboration requirements. A 500-person auditorium is required for secure briefings and conferences. The Space Operations Facility will also include a dining area to support 24/7 operations. Adequate parking will be constructed for the Space Operations Facility.

CURRENT SITUATION:
Schriever does not have the physical space to accommodate new analysts and information technology requirements to accomplish its expanded national security mission. Per Air Force Manual 32-1084 "Facility Requirements", this is the requirement for the new mission and future growth current situation.

1. COMPONENT	FY 2027 MILITARY CONSTRUCTION PROJECT DATA	2. DATE
SPACE FORCE		MARCH 2026

3. INSTALLATION AND LOCATION	4. PROJECT TITLE
SCHRIEVER SPACE FORCE BASE COLORADO	SPACE FORCE OPERATIONS FACILITY

5. PROGRAM ELEMENT	6. CATEGORY CODE	7. PROJECT NUMBER	8. PROJECT COST ($000)
91211S	141-456	USSF270004	250,000

IMPACT IF NOT PROVIDED:
The emerging missions will be late to need and will begin operations in facilities which do not meet the resiliency requirements of Tier IV facilities. The Space Force will miss an opportunity to disperse and replicate to increase survivability of the mission.

ADDITIONAL:
This design shall conform to criteria established in the Air Force Corporate Facilities Standards (AFCFS), the Installation Facilities Standards (IFS), but will not employ a standard facility design because there is no AF standard facility design for this project and there is no applicable standard design from Air Force Civil Engineer Center. Sustainable principles, to include life-cycle cost-effective practices, will be integrated into the design, development, and construction of the project in accordance with Unified Facility Criteria 1-200-02. This includes preparation of a life-cycle cost analysis for energy consuming systems, renewable energy generating systems, or when life-cycle cost effective is selected as the reason any requirement of Unified Facility Criteria 1-200-02 is partially compliant or not applicable. Project not in flood plain: This project will not be sited within or partly within the 100-year flood plain. In accordance with IDP: Facility will be sited in accordance with the Installation Development Plan and within a compatible land use area. The construction growth offset for this requirement is 183,955 square feet.

50th Base Civil Engineer: (719) 567-4200

SPACE FORCE OPERATIONS FACILITY: 17,090 SM = 183,955 Square Feet;

JOINT USE CERTIFICATION: Mission Requirements, operational considerations, and location are incompatible with use by other components.

1. COMPONENT	FY 2027 MILITARY CONSTRUCTION PROJECT DATA	2. DATE
SPACE FORCE		MARCH 2026

3. INSTALLATION AND LOCATION	4. PROJECT TITLE
SCHRIEVER SPACE FORCE BASE COLORADO	SPACE FORCE OPERATIONS FACILITY

5. PROGRAM ELEMENT	6. CATEGORY CODE	7. PROJECT NUMBER	8. PROJECT COST ($000)
91211S	141-456	USSF270004	250,000

12. SUPPLEMENTAL DATA:

A. Estimated Execution Data:

(1) Acquisition Strategy: Design-Build

(2) Design Data

(a) Design or Request for Proposal(RFP) Started:	AUG/2026
(b) Percent of Design Completed as of SEP 2025:	0%
(c) Percent of Design Completed as of JAN 2026:	0%
(d) Design or RFP Complete:	AUG/2027
(e) Total Design Cost ($000):	20,043
(f) Energy Study and/or Life Cycle Cost Analysis	YES
(g) Standard or Definitive Design Used?	NO

(3) Construction Data:

(a) Contract Award:	JUL/2027
(b) Construction Start:	NOV/2028
(c) Construction Complete:	NOV/2032

B. Equipment associated with this project which will be provided from other appropriations:

Equipment Nomenclature	Procuring Appropriation	Fiscal Year Appropriated Or Requested	Cost ($000)
Communications / Data	3410	2031	110,000
Uninterruptable Power Supply	3080	2031	10,000
Electronic Security System	3080	2031	5,000
Physical Security	3080	2031	5,000
Furniture, Fixtures, & Equipme	3410	2031	20,000

MILCON Work-in-Place (WIP) Curve – Automated Spend Plan

Project Information	
Project Title	Space Force Operational Facility
Installation	Schriever
Program Year (FY)	2027
Project #	USSF270004

Financial Inputs & Derived Amounts ($000)	
Programmed Amount (PA)	250,000
SIOH Rate	6.5%
Contingency Rate	5.0%
SIOH Amount	16,250
Contingency Amount	12,500
Construction (PA less SIOH & Cont)	221,250
Total Increments	3

Key Dates (Calculated)	
Begin Date (FY Start)	Oct 1, 2026
Award Date (Assumed)	May 1, 2028
Complete Date (Award + POP; set to 1st of month)	Nov 1, 2032
Award Month (1st of month)	May 1, 2028
Complete Month (1st of month)	Nov 1, 2032
Period of Performance	1660

Funding & Obligation Increments ($000)

Increment	Amount ($000)	Funding Date	Obligation Date
Increment 1	250,000	Jan 1, 2027	Apr 1, 2027
Increment 2	0		
Increment 3	0		
Total Funding	250,000	Check vs PA	0

Outlay Curve Controls (Adjust if needed)	
Outlay Curve Steepness (k)	8.0
Normalized Logistic Base (t=0)	0.01798621
Normalized Logistic Top (t=1)	0.98201379
Total Outlay ($000) (assumed = PA)	250,000

Monthly Cash Flow (Automated from Spend Plan)

Month	Funding ($000)	Obligation ($000)	Outlay ($000)	Cumulative Funding	Cumulative Obligation	Cumulative Outlay
Oct 2026	0	0	0	0	0	0
Nov 2026	0	0	0	0	0	0
Dec 2026	0	0	0	0	0	0
Jan 2027	250,000	0	0	250,000	0	0
Feb 2027	0	0	0	250,000	0	0
Mar 2027	0	0	0	250,000	0	0
Apr 2027	0	250,000	0	250,000	250,000	0
May 2027	0	0	0	250,000	250,000	0
Jun 2027	0	0	0	250,000	250,000	0
Jul 2027	0	0	0	250,000	250,000	0
Aug 2027	0	0	0	250,000	250,000	0
Sep 2027	0	0	0	250,000	250,000	0
Oct 2027	0	0	0	250,000	250,000	0
Nov 2027	0	0	0	250,000	250,000	0
Dec 2027	0	0	0	250,000	250,000	0
Jan 2028	0	0	0	250,000	250,000	0
Feb 2028	0	0	0	250,000	250,000	0
Mar 2028	0	0	0	250,000	250,000	0
Apr 2028	0	0	0	250,000	250,000	0
May 2028	0	0	#N/A	250,000	250,000	#N/A
Jun 2028	0	0	#N/A	250,000	250,000	#N/A
Jul 2028	0	0	#N/A	250,000	250,000	#N/A
Aug 2028	0	0	#N/A	250,000	250,000	#N/A
Sep 2028	0	0	#N/A	250,000	250,000	#N/A
Oct 2028	0	0	#N/A	250,000	250,000	#N/A
Nov 2028	0	0	#N/A	250,000	250,000	#N/A
Dec 2028	0	0	#N/A	250,000	250,000	#N/A
Jan 2029	0	0	#N/A	250,000	250,000	#N/A
Feb 2029	0	0	#N/A	250,000	250,000	#N/A
Mar 2029	0	0	#N/A	250,000	250,000	#N/A
Apr 2029	0	0	#N/A	250,000	250,000	#N/A
May 2029	0	0	#N/A	250,000	250,000	#N/A
TOTAL	**250,000**	**250,000**	**#N/A**			

Cumulative WIP Curve

Project: Space Force Operational Facility
Program Year: 2027

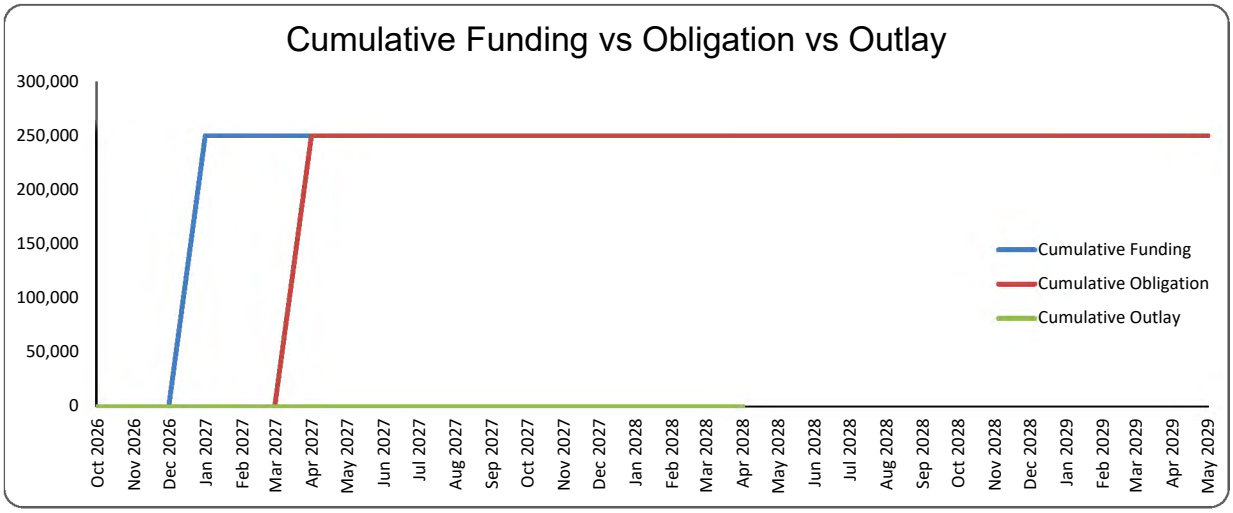

1. COMPONENT	FY 2027 MILITARY CONSTRUCTION PROGRAM	2. DATE (YYYYMMDD)
USSF		20260326

3. INSTALLATION AND LOCATION	4. COMMAND	5. AREA CONTRUCTION COST INDEX
Patrick Space Force Base Cape Canaveral Space Force Station, Site #1 Florida	Space Systems Command	.97

6. PERSONNEL	(1) PERMANENT			(2) STUDENTS			(3) SUPPORTED			(4) TOTAL
	OFFICER	ENLISTED	CIVILIAN	OFFICER	ENLISTED	CIVILIAN	OFFICER	ENLISTED	CIVILIAN	
a. AS OF 30 SEP 25	181	634	1,257	0	0	0	0	0	211	2,283
b. END FY	181	634	1,257	0	0	0	0	0	211	2,283

7. INVENTORY DATA ($000)	
a. TOTAL ACREAGE	16,239
b. INVENTORY TOTAL AS OF 30-Sep-25	$12,742,812.00
c. AUTHORIZATION NOT YET IN INVENTORY	$49,800.00
d. AUTHORIZATION REQUESTED IN THIS PROGRAM	$409,000.00
e. AUTHORIZATION INCLUDED IN FOLLOWING PROGRAM	$383,400.00
f. PLANNED IN NEXT THREE PROGRAM YEARS	$166,000.00
g. REMAINING DEFICIENCY	$648,000.00
h. GRAND TOTAL	$14,399,012.00

8. PROJECTS REQUESTED IN THIS PROGRAM

a. CATEGORY			b. COST ($000)	c. DESIGN STATUS	
(1) CODE	(2) PROJECT TITLE	(3) SCOPE		(1) START	(2) COMPLETE
442-758	Base Support Warehouse	7.656 SM	$64,000	09/24	03/26
610-123	Command Facility	6,671 SM	$85,000	12/24	03/26
442-758	Communications Plant Warehouse	5,574 SM	$48,400	09/24	03/26
610-123	Launch Support Facility	7,011 SM	$84,000	12/24	03/26
214-425	LRS Vehicle Maintenance Facility	5,291 SM	$80,400	10/24	03/26
730-835	Security Forces Operations Facility	2,049 SM	$48,000	10/24	03/26

9. FUTURE PROJECTS

FY28, 851-147 Widen ICBM Road, (35,547 SY/$10,400,000)
FY28, 890-181 Install Redundant Power Dist., ICBM Rd (4,023 SM/$12,000,000)
FY28, 422-264 Consolidate Munitions Storage (17,141 SM/$320,000,000)
FY28, 442-758 Construct Consolidated Base Support Complex (4,181 SM/$41,000)
FY29, 730-835 Consolidated Shop/Lab Facility, Phase 3 (1,951 SM/$40,000,000)
FY30, 610-123 Consolidated Launch Support Facility, Phase 4 (2,973 SM/$56,000,000)
FY30, 442-758 Consolidated Storage/Warehouse, Phase 3 (5,435 SM/$35,000,000)
FY30, 442-758 Consolidated Storage/Warehouse, Phase 4 (4,645 SM/$35,000,000)

10. MISSION OR MAJOR FUNCTIONS

Space Launch Delta 45 provides a network for radar, telemetry, and communications instrumentation on Cape Canaveral Space Force Station (CCSFS) to support the launches for all Department of War National Security Space, National Aeronautics Space Administration (NASA), National Oceanic and Atmospheric Administration, commercial and Naval Strategic Systems Programs through the Eastern Range. Extending more than 10,000 miles from the Florida coast, the Eastern Range consists of multiple active launch complexes on or adjacent to CCSFS that are used by the United Launch Alliance Atlas and Vulcan rockets (Complex 41) SpaceX Falcon 9 rockets (Complexes 37, 39A, and 40), NASA Space Launch System (Complex 39B), and the Blue Origin New Glenn rocket (Complex 36). Relativity Space (Complex 16) and Stoke Space (Complex14) are rebuilding launch complexes on CCSFS being rebuilt to launch their proprietary vehicles within the next 12 months.

1. COMPONENT	FY 2027 MILITARY CONSTRUCTION PROJECT DATA	2. DATE
SPACE FORCE		MAR 2026

3. INSTALLATION AND LOCATION	4. PROJECT TITLE
CAPE CANAVERAL SPACE FORCE STATION FLORIDA	BASE SUPPORT WAREHOUSE

5. PROGRAM ELEMENT	6. CATEGORY CODE	7. PROJECT NUMBER	8. PROJECT COST ($000)
91211S	442-758	DBEH227756	64,000

9. COST ESTIMATES

ITEM	UM	QUANTITY	UNIT COST	COST($000)
PRIMARY FACILITIES				41,246
WAREHOUSE SUPPLY AND EQUIPMENT BASE (442-758)	SM	7,656	3,893	(29,803)
UTILITY LINE DUCTS (890-181)	M	1,524	6,315	(9,624)
WATER FIRE PUMPING STATION (843-316)	SM	46	17,684	(813)
CYBERSECURITY OF FACILITY-RELATED CONTROL SYS	LS			(1,006)
SUPPORTING FACILITIES				16,218
UTILITIES	LS			(8,820)
SITE PREPARATION	LS			(3,742)
ROADS, SIDEWALKS, AND PARKING	LS			(3,226)
SITE IMPROVEMENTS	LS			(263)
DEMOLITION	SM	382	437	(167)
SUBTOTAL				57,465
CONTINGENCY (5.00%)				2,873
TOTAL CONTRACT COST				60,338
SUPERVISION, INSPECTION AND OVERHEAD (6.50%)				3,922
TOTAL REQUEST				64,260
TOTAL REQUEST (ROUNDED)				64,000
EQUIPMENT FROM OTHER APPROPRIATIONS (NON-ADD)				(211)

10. DESCRIPTION OF PROPOSED CONSTRUCTION

Construct a 7,656 SM storage and warehouse facility and supporting paving, parking, and sitework. The high bay portion of the facility shall be built upon a 10-inch-thick slab on grade with thickened edges and the administrative space shall be supported by an 8-inch slab on grade. Provide breakroom/kitchenette and two restrooms within the facility. The building will be insulated pre-cast concrete. The roof will be a low-slope membrane roof with external drains. Windows will be aluminum. Gutters and downspouts will be pre-finished aluminum. Lightning and fire protection systems will be provided. Potable water, sewer, and power will be provided within the facility. Construct a 46 SM Fire Pump Building to support fire suppression requirements. All mechanical systems shall be controlled through Building Automation and Control Network (BACnet) Direct Digital Control (DDC) and be compatible with existing energy management and control systems, in accordance with Cape Canaveral Space Force Station (CCSFS) Installation Facility Standards (IFS), Patrick Space Force Base (PSFB) Installation Facility Standards (IFS), or Space Launch Delta 45 (SLD 45) Installation Facility Standards (IFS). Connectivity to the base communications network shall also be provided. Install approximately 1,524 linear meters of concrete encased communications duct bank, precast concrete manholes, and fiberoptic cabling. Underground stormwater detention will be provided on site. Building 85110 will be demolished (382 SM). A survey of hazardous materials will be performed and mitigation plan created for proper disposal of materials in accordance with federal, state, and Air Force regulations, and as determined appropriate in an off-site approved hazardous materials landfill. Facilities will be designed as permanent construction in accordance with Department of War Unified Facilities Criteria 1-200-01, General Building requirements. This project will comply with Department of War antiterrorism/ force protection requirements per Unified Facilities Criteria 4-010-01.

1. COMPONENT	FY 2027 MILITARY CONSTRUCTION PROJECT DATA	2. DATE
SPACE FORCE		MAR 2026

3. INSTALLATION AND LOCATION	4. PROJECT TITLE
CAPE CANAVERAL SPACE FORCE STATION FLORIDA	BASE SUPPORT WAREHOUSE

5. PROGRAM ELEMENT	6. CATEGORY CODE	7. PROJECT NUMBER	8. PROJECT COST ($000)
91211S	442-758	DBEH227756	64,000

Air Conditioning: 27 Tons

11. REQ: 7,656 SM ADQT: 0 SUBSTD: 0

PROJECT:
Construct consolidated storage warehouse, fire pump facility, and communications duct bank.

REQUIREMENT:
CCSFS is an installation of the United States Space Force Space Operations Command Space Launch Delta 45 (SLD 45). CCSFS is the primary launch head of United States Eastern Range with numerous active launch pads. Launch operations at CCSFS directly support unique Department of War (DoW) and national interest missions. This project is required to construct a safe, secure, and consolidated storage, and warehouse facility in direct support of various launch support operations at CCSFS. This facility will include high-bay warehouse space and associated administrative space in support of critical launch support operations currently performed by SLD 45 personnel in various facilities often forced to evacuate during space launch operations. The consolidation of storage and warehouse functions in a facility a safe distance away from active space launch complexes (SLCs) will eliminate the need for personnel evacuations, increasing safety and mission efficiency. This project will also provide space on CCSFS for launch support personnel to relocate from PSFB, once again raising efficiency and lowering operational costs. This project is one of four phases of storage and warehouse facility recapitalization necessary to offer sufficient real estate for commercial launch providers and SLD 45 personnel and ensure Space Force mission continuity. This is not a tenant or supported service requirement.

CURRENT SITUATION:
Currently, various launch operations at CCCSFS force the evacuation of non-launch related personnel located in areas of the installation in proximity to the SLCs. CCSFS is the world's busiest spaceport, facilitating 93 space launches in Calendar Year 2024. Each evacuation event leads to approximately four (4) hours of workday interruption per person required to evacuate. This accounts for evacuation up to two (2) hours prior to the scheduled launch time, and an additional two (2) hours for the landing window. The anticipated increase in space launch operations tempo will only increase the number of evacuations, resulting in a greater loss in efficiency and an unacceptable level of mission disruption. Additionally, several launch critical tasks are currently performed at PSFB, located 30 minutes south of CCSFS. These inefficiencies will continue to negatively affect CCSFS and the Eastern Range without this project.

IMPACT IF NOT PROVIDED:
Various launch operations at CCSFS force the evacuation of non-launch related personnel located in areas of the installation in proximity of the SLCs. The anticipated increase in space launch operations tempo will increase the number of evacuations, resulting in a loss in efficiency and an unacceptable level of

1. COMPONENT	FY 2027 MILITARY CONSTRUCTION PROJECT DATA	2. DATE
SPACE FORCE		MAR 2026

3. INSTALLATION AND LOCATION	4. PROJECT TITLE
CAPE CANAVERAL SPACE FORCE STATION FLORIDA	BASE SUPPORT WAREHOUSE

5. PROGRAM ELEMENT	6. CATEGORY CODE	7. PROJECT NUMBER	8. PROJECT COST ($000)
91211S	442-758	DBEH227756	64,000

mission disruption.

ADDITIONAL:
This project meets applicable criteria/scope specified in Department of the Air Force Manual 32-1084, Standard Facility Requirements. This design shall conform to criteria established in the Air Force Corporate Facilities Standards, the Installation Facilities Standards, but will not employ a standard facility design because there is no Air Force standard facility design for this project, and there is no applicable standard design from Air Force Civil Engineer Center A Waiver to an Economic Analysis has been approved for this project. Sustainable principles, to include life-cycle cost-effective practices, will be integrated into the design, development, and construction of the project in accordance with Unified Facilities Criteria 1-200-02, High Performance and Sustainable Building Requirements. This includes preparation of a life-cycle cost analysis for energy consuming systems, renewable energy generating systems, or whenever life-cycle cost effective is selected as the reason any requirement of Unified Facilities Criteria 1-200-02 is partially compliant or not applicable. This project does not fall within or partly within the 100-year floodplain. Facility is sited in accordance with the Installation Development Plan and is within a compatible land use area. Supporting Facilities exceed 25% of the Primary Facilities total due to underground stormwater detention requirements and fill soil surcharges required due to the subsurface soils. The construction growth offset for this requirement is 7,274 SM (78,289 SF).

Future Related Projects:
DBEH227786 - Communications Plant Warehouse
DBEH227787 - Communications Supply Warehouse
DBEH227788 - Mission Support Warehouse

Warehouse Supply and Equipment Base (442-758): 7,656 SM = 82,404 Square Feet;
Utility Line Ducts (890-181): 1,524 SM = 5,000 Linear Feet;
Water Fire Pumping Station (843-316): 46 SM = 500 Square Feet;
Demolition: 382 SM = 4,115 Square Feet.

SLD 45 Base Civil Engineer (321)-854-4041

JOINT USE CERTIFICATION: This facility can be used by other components on an "as available" basis; however, the scope of the project is based on Air Force requirements.

Facility Condition Index: This is not a recapitalization project. No Facility Condition Index data exists for this facility type.

1. COMPONENT	FY 2027 MILITARY CONSTRUCTION PROJECT DATA	2. DATE
SPACE FORCE		MAR 2026

3. INSTALLATION AND LOCATION	4. PROJECT TITLE
CAPE CANAVERAL SPACE FORCE STATION FLORIDA	BASE SUPPORT WAREHOUSE

5. PROGRAM ELEMENT	6. CATEGORY CODE	7. PROJECT NUMBER	8. PROJECT COST ($000)
91211S	442-758	DBEH227756	64,000

12. SUPPLEMENTAL DATA:

A. Estimated Execution Data:

(1) Acquisition Strategy: Design-Bid-Build

(2) Design Data

(a) Design or Request for Proposal(RFP) Started:	SEP/2024
(b) Percent of Design Completed as of SEP 2025:	35%
(c) Percent of Design Completed as of JAN 2026:	65%
(d) Design or RFP Complete:	MAR/2026
(e) Total Design Cost ($000):	9,600
(f) Energy Study and/or Life Cycle Cost Analysis	YES
(g) Standard or Definitive Design Used?	NO

(3) Construction Data:

(a) Contract Award:	FEB/2027
(b) Construction Start:	MAY/2027
(c) Construction Complete:	JUL/2029

B. Equipment associated with this project which will be provided from other appropriations:

Equipment Nomenclature	Procuring Appropriation	Fiscal Year Appropriated Or Requested	Cost ($000)
FF&E	3080	2029	211

1. COMPONENT	FY 2027 MILITARY CONSTRUCTION PROJECT DATA	2. DATE
SPACE FORCE		MAR 2026

3. INSTALLATION AND LOCATION	4. PROJECT TITLE
CAPE CANAVERAL SPACE FORCE STATION FLORIDA	COMMAND FACILITY

5. PROGRAM ELEMENT	6. CATEGORY CODE	7. PROJECT NUMBER	8. PROJECT COST ($000)
91211S	610-123	DBEH033001	85,000

9. COST ESTIMATES

ITEM	UM	QUANTITY	UNIT COST	COST($000)
PRIMARY FACILITIES				58,592
AIR FORCE PLANT ADMINISTRATION OFFICE (610-123)	SM	6,671	8,569	(57,163)
CYBERSECURITY OF FACILITY-RELATED CONTROL SYS	LS			(1,429)
SUPPORTING FACILITIES				17,780
UTILITIES	LS			(5,429)
SITE IMPROVEMENTS	LS			(4,633)
SITE PREPARATION	LS			(3,326)
ROADS, SIDEWALKS, AND PARKING	LS			(2,278)
COMMUNICATIONS	LS			(2,115)
SUBTOTAL				76,372
CONTINGENCY (5.00%)				3,819
TOTAL CONTRACT COST				80,191
SUPERVISION, INSPECTION AND OVERHEAD (6.50%)				5,212
TOTAL REQUEST				85,403
TOTAL REQUEST (ROUNDED)				85,000
EQUIPMENT FROM OTHER APPROPRIATIONS (NON-ADD)				(3,400)

10. DESCRIPTION OF PROPOSED CONSTRUCTION

Construct a 3-story, 6,671 SM building with administration and support space for roughly 326 Space Launch Delta 45 (SLD 45) staff and contractor partners on Cape Canaveral Space Force Station (CCSFS). The building will be a concrete frame structure. Exterior walls will be a high-performance unitized curtain wall system paired with a curtain wall glazing system with a clear anodized finish. Entrances and windows will be aluminum window and curtainwall systems. The roof will be a lightweight insulating concrete roofing system over a structural cast-in-place (CIP) concrete slab and modified bitumen roofing over the main facility. The viewing terrace roof system will be a liquid-applied polymethyl methacrylate (PMMA) membrane with sloped polyisocyanurate insulation. Roof crickets will be used to divert water towards scuppers and steel downspouts. The building structure and exterior components will be designed for Hurricane Risk Category III. Provide lightning and fire protection systems. Potable water, sewer, and power will be provided within the facility. The building will be comprised of individual offices, open offices, conference spaces and support spaces. All mechanical systems will be controlled through Building Automation and Control Networks (BACnet) Direct Digital Control (DDC) and shall be compatible with existing installation energy management and control systems (ECMS). Facilities will be designed as permanent construction in accordance with Department of War Unified Facilities Criteria 1-200-01, General Building requirements. This project will comply with Department of War antiterrorism/ force protection requirements per Unified Facilities Criteria 4-010-01.

11. REQ: 6,671 SM ADQT: 0 SUBSTD: 0

PROJECT:

Construct a consolidated launch command facility.

1. COMPONENT	FY 2027 MILITARY CONSTRUCTION PROJECT DATA	2. DATE
SPACE FORCE		MAR 2026

3. INSTALLATION AND LOCATION	4. PROJECT TITLE
CAPE CANAVERAL SPACE FORCE STATION FLORIDA	COMMAND FACILITY

5. PROGRAM ELEMENT	6. CATEGORY CODE	7. PROJECT NUMBER	8. PROJECT COST ($000)
91211S	610-123	DBEH033001	85,000

REQUIREMENT:
To provide a safe, secure, and consolidated administrative facility in support of various launch operations at CCSFS. This project will consolidate administrative and critical launch support operations currently performed by 326 SLD 45 personnel in various facilities often forced to evacuate during space launch operations. In particular, this project relocates personnel from buildings 01645, 01711, 44410, 44440, and 60701 at CCSFS. This project will construct a facility a safe distance away from active space launch complexes (SLCs) to eliminate the need for personnel evacuations, increasing safety and efficiency. This project will also provide space on CCSFS for launch support personnel to relocate from PSFB, once again raising efficiency and lowering operational costs. This is not a tenant or supported service requirement.

CURRENT SITUATION:
Currently, various launch operations at CCSFS force the evacuation of non-launch related personnel located in areas of the installation in proximity to the SLCs. CCSFS is the world's busiest spaceport, facilitating 93 space launches in Calendar Year 2024. Each evacuation event leads to approximately four (4) hours of workday interruption per person required to evacuate. This accounts for evacuation up to two (2) hours prior to the scheduled launch time, and an additional two (2) hours for the landing window. The anticipated increase in space launch operations tempo will only increase the number of evacuations, resulting in a greater loss in efficiency and an unacceptable level of mission disruption. Additionally, several launch critical tasks are currently performed at PSFB, located 30 minutes south of CCSFS. These inefficiencies will continue to negatively affect CCSFS and the Eastern Range.

IMPACT IF NOT PROVIDED:
The anticipated increase in launch operations tempo will drive an increased frequency of personnel having to evacuate their current facilities during launch operations, increasing mission disruptions, and decreasing mission readiness and efficiency.

ADDITIONAL:
This project meets applicable criteria/scope specified in Department of the Air Force Manual 32-1084, Standard Facility Requirements. This design shall conform to criteria established in the Air Force Corporate Facilities Standards, the Installation Facilities Standards, but will not employ a standard facility design because there is no Air Force standard facility design for this project, and there is no applicable standard design from Air Force Civil Engineer Center or U.S. Army Corps of Engineers. A Waiver to an Economic Analysis has been approved for this project. Sustainable principles, to include life-cycle cost-effective practices, will be integrated into the design, development, and construction of the project in accordance with Unified Facilities Criteria 1-200-02, High Performance and Sustainable Building Requirements. This includes preparation of a life-cycle cost analysis for energy consuming systems, renewable energy generating systems, or whenever life-cycle cost effective is selected as the reason any requirement of Unified Facilities Criteria 1-200-02 is partially compliant or not applicable. The project falls within the 100-year floodplain. The risk will be mitigated by

1. COMPONENT	FY 2027 MILITARY CONSTRUCTION PROJECT DATA	2. DATE
SPACE FORCE		MAR 2026

3. INSTALLATION AND LOCATION	4. PROJECT TITLE
CAPE CANAVERAL SPACE FORCE STATION FLORIDA	COMMAND FACILITY

5. PROGRAM ELEMENT	6. CATEGORY CODE	7. PROJECT NUMBER	8. PROJECT COST ($000)
91211S	610-123	DBEH033001	85,000

constructing the facility and any flood-susceptible utilities above the 100-year flood level. This is a mission critical facility. The facility and any flood-susceptible utilities will be constructed a minimum of three feet above the 100-year flood elevation. Facility is sited in accordance with the Installation Development Plan and is within a compatible land use area. Supporting Facilities exceed 25% of the Primary Facilities total due to the cost for developing an undeveloped green site to include an additional future command facility, utilities, and the need to raise the finished floor elevation to be above the storm surge elevation. The construction growth offset for this requirement is 6,671 square meters (71,801 square feet).

Future Related Projects:
DBEH033000 - Launch Support Facility
DBEH033002 - Gymnasium
DBEH033003 - Launch Control Center

Air Force Plant Administration Office: 6,671 SM = 71,801 SF

SLD 45 Base Civil Engineer (321)-854-4041

JOINT USE CERTIFICATION: This facility can be used by other components on an "as available" basis; however, the scope of the project is based on Air Force requirements.

Facility Condition Index: This is not a recapitalization project. No Facility Condition Index data exists for this facility type.

1. COMPONENT	FY 2027 MILITARY CONSTRUCTION PROJECT DATA	2. DATE
SPACE FORCE		MAR 2026

3. INSTALLATION AND LOCATION	4. PROJECT TITLE
CAPE CANAVERAL SPACE FORCE STATION FLORIDA	COMMAND FACILITY

5. PROGRAM ELEMENT	6. CATEGORY CODE	7. PROJECT NUMBER	8. PROJECT COST ($000)
91211S	610-123	DBEH033001	85,000

12. SUPPLEMENTAL DATA:

A. Estimated Execution Data:

(1) Acquisition Strategy: Design-Bid-Build

(2) Design Data

(a) Design or Request for Proposal(RFP) Started:	DEC/2024
(b) Percent of Design Completed as of SEP 2025:	35%
(c) Percent of Design Completed as of JAN 2026:	65%
(d) Design or RFP Complete:	MAR/2026
(e) Total Design Cost ($000):	12,750
(f) Energy Study and/or Life Cycle Cost Analysis	NO
(g) Standard or Definitive Design Used?	NO

(3) Construction Data:

(a) Contract Award:	FEB/2027
(b) Construction Start:	MAY/2027
(c) Construction Complete:	JUN/2029

B. Equipment associated with this project which will be provided from other appropriations:

Equipment Nomenclature	Procuring Appropriation	Fiscal Year Appropriated Or Requested	Cost ($000)
FF&E (est. 4%)	3080	2029	3,400

1. COMPONENT	FY 2027 MILITARY CONSTRUCTION PROJECT DATA	2. DATE
SPACE FORCE		MARCH 2026

3. INSTALLATION AND LOCATION	4. PROJECT TITLE
CAPE CANAVERAL SPACE FORCE STATION FLORIDA	COMMUNICATIONS PLANT WAREHOUSE

5. PROGRAM ELEMENT	6. CATEGORY CODE	7. PROJECT NUMBER	8. PROJECT COST ($000)
91211S	442-758	DBEH227786	48,400

9. COST ESTIMATES

ITEM	UM	QUANTITY	UNIT COST	COST($000)
PRIMARY FACILITIES				25,197
WAREHOUSE SUPPLY AND EQUIPMENT BASE (442-758)	SM	5,474	4,491	(24,582)
CYBERSECURITY OF FACILITY-RELATED CONTROL SYS	LS			(615)
SUPPORTING FACILITIES				18,085
UTILITIES	LS			(7,529)
SITE PREPARATION	LS			(4,501)
COMMUNICATIONS	LS			(3,601)
SITE IMPROVEMENTS	LS			(627)
ROADS, SIDEWALKS, AND PARKING	LS			(1,827)
SUBTOTAL				43,282
CONTINGENCY (5.00%)				2,164
TOTAL CONTRACT COST				45,446
SUPERVISION, INSPECTION AND OVERHEAD (6.50%)				2,954
TOTAL REQUEST				48,400
TOTAL REQUEST (ROUNDED)				48,400
EQUIPMENT FROM OTHER APPROPRIATIONS (NON-ADD)				(234)

10. DESCRIPTION OF PROPOSED CONSTRUCTION

Construct 5,474 SM of high-bay storage and warehouse space to include administrative and laboratory space. The interior building slabs will be concrete slab-on-grade construction with turndowns around the perimeter. The warehouse slab will be 10 inches thick, and the administrative spaces will be 6 inches thick. The warehouse structure will consist of metal deck over manufactured steel joists. The roof system will utilize a Modified Bitumen membrane with tapered rigid insulation set on the structural deck. The exterior walls will be non-load bearing precast walls and the exterior walls for the administration area will be CMU with a stucco finish. Aluminum storefront/glazing will be used for vestibule entry, clerestory windows in warehouse spaces and into the single height spaces. Large coiling doors will be installed in the interior warehouse space. Interior walls are to be metal stud construction with gypsum board applied to both sides. Flooring in workshops will be sealed concrete except for areas that require anti-static coatings. Flooring in administrative support areas and kitchenette will utilize no wax luxury vinyl tile (LVT). Flooring in restrooms will be porcelain tile. Walls in administrative support areas and kitchenette will be painted gypsum. Restroom walls to continue floor tile on wet walls to 48-inches above finished floor (AFF). Ceilings will be exposed in workshop areas and gypsum board ceilings in administrative support areas, kitchenette, and restroom. Provide lightning and fire protection systems for the new facility. Potable water, sewer, and power will be provided within the facility. All mechanical systems will be controlled through Building Automation and Control Network (BACnet) Direct Digital Control (DDC) and shall be compatible with existing installation energy management and control systems. Connectivity to the base communications network shall also be provided. Install approximately 760 meters of concrete encased duct bank, manholes, and fiber optic cables. Facilities will be designed as permanent construction in accordance with Department of War Unified Facilities Criteria 1-200-01, General Building requirements. This project will comply with Department of War antiterrorism/ force protection requirements per Unified Facilities

1. COMPONENT	FY 2027 MILITARY CONSTRUCTION PROJECT DATA	2. DATE
SPACE FORCE		MARCH 2026

3. INSTALLATION AND LOCATION	4. PROJECT TITLE
CAPE CANAVERAL SPACE FORCE STATION FLORIDA	COMMUNICATIONS PLANT WAREHOUSE

5. PROGRAM ELEMENT	6. CATEGORY CODE	7. PROJECT NUMBER	8. PROJECT COST ($000)
91211S	442-758	DBEH227786	48,400

Criteria 4-010-01.

Air Conditioning: 65 Tons

11. REQ: 5,474 SM ADQT: 0 SUBSTD: 0

PROJECT:
COMMUNICATIONS PLANT WAREHOUSE

REQUIREMENT:
Cape Canaveral Space Force Station (CCSFS) is an installation of the United States Space Force Space Operations Command Space Launch Delta 45 (SLD 25). CCSFS is the primary launch head of United States Eastern Range with numerous active launch pads. Launch operations at CCSFS directly support unique Department of War (DoW) and national interest missions. This project is required to construct a safe, secure, and consolidated storage and warehouse facility in direct support of various launch support operations at CCSFS. This facility will include high-bay warehouse space and associated administrative space in support of critical launch support operations currently performed by SLD 45 personnel in various facilities often forced to evacuate during space launch operations. The consolidation of storage and warehouse functions in a facility at a safe distance from active space launch complexes (SLCs) will eliminate the need for personnel evacuations, increasing safety and mission efficiency. This project will also provide space on CCSFS for launch support personnel to relocate from Patrick Space Force Base (PSFB), once again raising efficiency and lowering operational costs. This project is one of four related projects for storage and warehouse facilities necessary to offer sufficient real estate for commercial launch providers and SLD 45 personnel and ensure Space Force mission continuity.This is not a tenant or supported service requirement.

CURRENT SITUATION:
Currently, various launch operations at CCSFS force the evacuation of non-launch related personnel located in areas of the installation in proximity to the SLCs. CCSFS is the World's busiest spaceport, facilitating 93 space launches in Calendar Year 2024. Each evacuation event leads to approximately four (4) hours of workday interruption per person required to evacuate. This accounts for evacuation up to two (2) hours prior to the scheduled launch time, and an additional two (2) hours for the landing window. The anticipated increase in space launch operations tempo will only increase the number of evacuations, resulting in a greater loss in efficiency and an unacceptable level of mission disruption. Additionally, several launch critical tasks are currently performed at PSFB, located 30 minutes south of CCSFS. These inefficiencies will continue to negatively affect CCSFS and the Eastern Range without this project.

IMPACT IF NOT PROVIDED:
If this project is not provided, various launch operations at CCSFS will continue to force the evacuation of non-launch related personnel located in areas of the installation in proximity of the space launch complexes. The anticipated increase

1. COMPONENT	FY 2027 MILITARY CONSTRUCTION PROJECT DATA	2. DATE
SPACE FORCE		MARCH 2026

3. INSTALLATION AND LOCATION	4. PROJECT TITLE
CAPE CANAVERAL SPACE FORCE STATION FLORIDA	COMMUNICATIONS PLANT WAREHOUSE

5. PROGRAM ELEMENT	6. CATEGORY CODE	7. PROJECT NUMBER	8. PROJECT COST ($000)
91211S	442-758	DBEH227786	48,400

in space launch operations tempo will increase the number of evacuations, resulting in a loss in efficiency and an unacceptable level of mission disruption.

ADDITIONAL:

This project meets applicable criteria/scope specified in Department of the Air Force Manual 32-1084, Standard Facility Requirements. This design shall conform to criteria established in the Air Force Corporate Facilities Standards, the Installation Facilities Standards, but will not employ a standard facility design because there is no Air Force standard facility design for this project, and there is no applicable standard design from Air Force Civil Engineer Center or U.S. Army Corps of Engineers MILCON is the only option that will meet operational requirements. Sustainable principles, to include life-cycle cost-effective practices, will be integrated into the design, development, and construction of the project in accordance with Unified Facilities Criteria 1-200-02, High Performance and Sustainable Building Requirements. This includes preparation of a life-cycle cost analysis for energy consuming systems, renewable energy generating systems, or whenever life-cycle cost effective is selected as the reason any requirement of Unified Facilities Criteria 1-200-02 is partially compliant or not applicable. This project does not fall within or partly within the 100-year floodplain. Facility is sited in accordance with the Installation Development Plan and is within a compatible land use area. Supporting Facilities exceed 25% of the Primary Facilities total due to the addition of a large storm chamber and increase in telecommunications scope. The construction growth offset for this requirement is 5,474 square meters (58,925 square feet).

Related Projects:
DBEH227756 - Base Support Warehouse
DBEH227787 - Communications Supply Warehouse
DBEH227788 - Mission Support Warehouse

Warehouse Supply and Equipment Base (442-758): 5,474 SM = 58,925 SF

SLD 45 Base Civil Engineer (321)-854-4041

JOINT USE CERTIFICATION: This facility can be used by other components on an "as available" basis; however, the scope of the project is based on Air Force requirements.

Facility Condition Index: This is not a recapitalization project. No Facility Condition Index data exists for this facility type.

1. COMPONENT	FY 2027 MILITARY CONSTRUCTION PROJECT DATA	2. DATE
SPACE FORCE		MARCH 2026

3. INSTALLATION AND LOCATION	4. PROJECT TITLE
CAPE CANAVERAL SPACE FORCE STATION FLORIDA	COMMUNICATIONS PLANT WAREHOUSE

5. PROGRAM ELEMENT	6. CATEGORY CODE	7. PROJECT NUMBER	8. PROJECT COST ($000)
91211S	442-758	DBEH227786	48,400

12. SUPPLEMENTAL DATA:

A. Estimated Execution Data:

(1) Acquisition Strategy: Design-Bid-Build

(2) Design Data

(a) Design or Request for Proposal(RFP) Started:	SEP/2024
(b) Percent of Design Completed as of SEP 2025:	35%
(c) Percent of Design Completed as of JAN 2026:	65%
(d) Design or RFP Complete:	MAR/2026
(e) Total Design Cost ($000):	7,200
(f) Energy Study and/or Life Cycle Cost Analysis	YES
(g) Standard or Definitive Design Used?	NO

(3) Construction Data:

(a) Contract Award:	FEB/2027
(b) Construction Start:	MAY/2027
(c) Construction Complete:	AUG/2029

B. Equipment associated with this project which will be provided from other appropriations:

Equipment Nomenclature	Procuring Appropriation	Fiscal Year Appropriated Or Requested	Cost ($000)
FF&E	3080	2029	234

1. COMPONENT	FY 2027 MILITARY CONSTRUCTION PROJECT DATA	2. DATE
SPACE FORCE		MAR 2026

3. INSTALLATION AND LOCATION	4. PROJECT TITLE
CAPE CANAVERAL SPACE FORCE STATION FLORIDA	LAUNCH SUPPORT FACILITY

5. PROGRAM ELEMENT	6. CATEGORY CODE	7. PROJECT NUMBER	8. PROJECT COST ($000)
91211S	610-123	DBEH033000	84,000

9. COST ESTIMATES

ITEM	UM	QUANTITY	UNIT COST	COST($000)
PRIMARY FACILITIES				59,842
AIR FORCE PLANT ADMINISTRATION OFFICE (610-123)	SM	7,011	8,327	(58,382)
CYBERSECURITY OF FACILITY-RELATED CONTROL SYS	LS			(1,460)
SUPPORTING FACILITIES				15,197
UTILITIES	LS			(8,647)
SITE PREPARATION	LS			(2,679)
ROADS, SIDEWALKS, AND PARKING	LS			(2,117)
SITE IMPROVEMENTS	LS			(1,754)
SUBTOTAL				75,038
CONTINGENCY (5.00%)				3,752
TOTAL CONTRACT COST				78,790
SUPERVISION, INSPECTION AND OVERHEAD (6.50%)				5,121
TOTAL REQUEST				83,911
TOTAL REQUEST (ROUNDED)				84,000
EQUIPMENT FROM OTHER APPROPRIATIONS (NON-ADD)				(3,360)

10. DESCRIPTION OF PROPOSED CONSTRUCTION

Construct a 3-story, 7,011 SM (75,468 SF) building with administration and support space for roughly 310 Space Launch Delta 45 (SLD 45) staff and contractor partners on Cape Canaveral Space Force Station (CCSFS). The building will be a concrete frame structure. Exterior walls will be a high-performance unitized curtain wall system paired with a curtain wall glazing system with a clear anodized finish. Entrances and windows will be aluminum window and curtainwall systems. The roof will be a lightweight insulating concrete roofing system over a structural cast-in-place (CIP) concrete slab and modified bitumen roofing over the main facility. The viewing terrace roof system will be a liquid-applied polymethyl methacrylate (PMMA) membrane with sloped polyisocyanurate insulation. Roof crickets will be used to divert water towards scuppers and steel downspouts. The building structure and exterior components will be designed for Hurricane Risk Category III. Provide lightning and fire protection systems. Potable water, sewer, and power will be provided within the facility. The building will be comprised of individual offices, open offices, conference spaces and support spaces. All mechanical systems will be controlled through building automation and control network (BACnet) Direct Digital Control (DDC) and shall be compatible with existing installation energy management and control systems (ECMS). Facilities will be designed as permanent construction in accordance with Department of War Unified Facilities Criteria 1-200-01, General Building requirements. This project will comply with Department of War antiterrorism/ force protection requirements per Unified Facilities Criteria 4-010-01.

11. REQ: 7,011 SM ADQT: 0 SUBSTD: 0

PROJECT:

Construct 7,011 SM launch support facility.

REQUIREMENT:

CCSFS is an installation of the United States Space Force Space Operations Command

1. COMPONENT	FY 2027 MILITARY CONSTRUCTION PROJECT DATA	2. DATE
SPACE FORCE		MAR 2026

3. INSTALLATION AND LOCATION	4. PROJECT TITLE
CAPE CANAVERAL SPACE FORCE STATION FLORIDA	LAUNCH SUPPORT FACILITY

5. PROGRAM ELEMENT	6. CATEGORY CODE	7. PROJECT NUMBER	8. PROJECT COST ($000)
91211S	610-123	DBEH033000	84,000

Space Launch Delta 45 (SLD 45). CCSFS is the primary launch head of United States Eastern Range with numerous active launch pads. Launch operations at CCSFS directly support unique Department of War (DoW) and national interest missions. This project is required to construct a safe, secure, and consolidated administrative facility for approximately 310 SLD 45 personnel in direct support of various launch support operations at CCSFS. This facility will include consolidated administrative and critical launch support spaces for operations currently performed in various facilities often forced to evacuate during space launch operations. In particular, this project is required to relocate personnel from buildings 01645, 01711, 44410, 44440, 60701, and personnel from building 989 at Patrick Space Force Base (PSFB). The consolidation of launch support functions in a facility which is a safe distance away from active space launch complexes (SLCs) will eliminate the need for personnel evacuations, increasing safety and mission efficiency. This is not a tenant or supported service requirement.

CURRENT SITUATION:
Currently, various launch operations at CCSFS force the evacuation of non-launch related personnel located in areas of the installation in proximity to the SLCs. CCSFS is the world's busiest spaceport, facilitating 93 space launches in Calendar Year 2024. Each evacuation event leads to approximately four (4) hours of workday interruption per person required to evacuate. This accounts for evacuation up to two (2) hours prior to the scheduled launch time, and an additional two (2) hours for the landing window. The anticipated increase in space launch operations tempo will only increase the number of evacuations, resulting in a greater loss in efficiency and an unacceptable level of mission disruption. Additionally, several launch critical tasks are currently performed at PSFB, located 30 minutes south of CCSFS. These inefficiencies will continue to negatively affect CCSFS and the Eastern Range.

IMPACT IF NOT PROVIDED:
The anticipated increase in launch operations tempo will drive an increased frequency of personnel having to evacuate their current facilities during launch operations, increasing mission disruptions, and decreasing mission readiness and efficiency.

ADDITIONAL:
This project meets applicable criteria/scope specified in Department of the Air Force Manual 32-1084, Standard Facility Requirements. This design shall conform to criteria established in the Air Force Corporate Facilities Standards, the Installation Facilities Standards, but will not employ a standard facility design because there is no Air Force standard facility design for this project, and there is no applicable standard design from Air Force Civil Engineer Center or U.S. Army Corps of Engineers. A Waiver to an Economic Analysis has been approved for this project. Sustainable principles, to include life-cycle cost-effective practices, will be integrated into the design, development, and construction of the project in accordance with Unified Facilities Criteria 1-200-02, High Performance and Sustainable Building Requirements. This includes preparation of a life-cycle cost analysis for energy consuming systems, renewable energy generating systems, or

1. COMPONENT	FY 2027 MILITARY CONSTRUCTION PROJECT DATA	2. DATE
SPACE FORCE		MAR 2026

3. INSTALLATION AND LOCATION	4. PROJECT TITLE
CAPE CANAVERAL SPACE FORCE STATION FLORIDA	LAUNCH SUPPORT FACILITY

5. PROGRAM ELEMENT	6. CATEGORY CODE	7. PROJECT NUMBER	8. PROJECT COST ($000)
91211S	610-123	DBEH033000	84,000

whenever life-cycle cost effective is selected as the reason any requirement of Unified Facilities Criteria 1-200-02 is partially compliant or not applicable. The project falls within the 100-year floodplain. The risk will be mitigated by constructing the facility and any flood-susceptible utilities above the 100-year flood level. This is a mission critical facility. The facility and any flood-susceptible utilities will be constructed a minimum of three feet above the 100-year flood elevation. Facility is sited in accordance with the Installation Development Plan and is within a compatible land use area. Supporting Facilities exceed 25% of the Primary Facilities total due to the cost for developing an undeveloped green site to include an additional future command facility, utilities, and the need to raise the finished floor elevation to be above the storm surge elevation. The construction growth offset for this requirement is 7,011 square meters (75,468 square feet).

Future Related Project:
DBEH033001 - Command Facility
DBEH033002 - Gymnasium
DBEH033003 - Launch Control Center

Air Force Plant Administration Office: 7,011 SM = 75,468 SF

SLD 45 Base Civil Engineer (321)-854-4041

JOINT USE CERTIFICATION: This facility can be used by other components on an "as available" basis; however, the scope of the project is based on Air Force requirements.

Facility Condition Index: This is not a recapitalization project. No Facility Condition Index data exists for this facility type.

1. COMPONENT	FY 2027 MILITARY CONSTRUCTION PROJECT DATA	2. DATE
SPACE FORCE		MAR 2026

3. INSTALLATION AND LOCATION	4. PROJECT TITLE
CAPE CANAVERAL SPACE FORCE STATION FLORIDA	LAUNCH SUPPORT FACILITY

5. PROGRAM ELEMENT	6. CATEGORY CODE	7. PROJECT NUMBER	8. PROJECT COST ($000)
91211S	610-123	DBEH033000	84,000

12. SUPPLEMENTAL DATA:

A. Estimated Execution Data:

(1) Acquisition Strategy: Design-Bid-Build

(2) Design Data

(a) Design or Request for Proposal(RFP) Started:	DEC/2024
(b) Percent of Design Completed as of SEP 2025:	35%
(c) Percent of Design Completed as of JAN 2026:	65%
(d) Design or RFP Complete:	MAR/2026
(e) Total Design Cost ($000):	12,600
(f) Energy Study and/or Life Cycle Cost Analysis	NO
(g) Standard or Definitive Design Used?	NO

(3) Construction Data:

(a) Contract Award:	FEB/2027
(b) Construction Start:	MAY/2027
(c) Construction Complete:	JUN/2029

B. Equipment associated with this project which will be provided from other appropriations:

Equipment Nomenclature	Procuring Appropriation	Fiscal Year Appropriated Or Requested	Cost ($000)
FF&E (est. 4%)	3080	2029	3,360

1. COMPONENT	FY 2027 MILITARY CONSTRUCTION PROJECT DATA	2. DATE
SPACE FORCE		MARCH 2026

3. INSTALLATION AND LOCATION	4. PROJECT TITLE
CAPE CANAVERAL SPACE FORCE STATION FLORIDA	LRS VEHICLE MAINTENANCE FACILITY

5. PROGRAM ELEMENT	6. CATEGORY CODE	7. PROJECT NUMBER	8. PROJECT COST ($000)
91211S	214-425	DBEH227784	80,400

9. COST ESTIMATES

ITEM	UM	QUANTITY	UNIT COST	COST($000)
PRIMARY FACILITIES				51,604
VEHICLE MAINTENANCE SHOP (214-425)	SM	5,291	9,515	(50,345)
CYBERSECURITY OF FACILITY-RELATED CONTROL SYS	LS			(1,259)
SUPPORTING FACILITIES				20,261
ROADS, SIDEWALKS, AND PARKING	LS			(7,116)
SITE PREPARATION	LS			(6,409)
SITE IMPROVEMENTS	LS			(4,186)
UTILITIES	LS			(2,168)
COMMUNICATIONS	LS			(382)
SUBTOTAL				71,865
CONTINGENCY (5.00%)				3,593
TOTAL CONTRACT COST				75,458
SUPERVISION, INSPECTION AND OVERHEAD (6.50%)				4,905
TOTAL REQUEST				80,363
TOTAL REQUEST (ROUNDED)				80,400
EQUIPMENT FROM OTHER APPROPRIATIONS (NON-ADD)				(428)

10. DESCRIPTION OF PROPOSED CONSTRUCTION

The facility will include high-bay shop space and administrative space. The high bay portion of the facility shall be built upon a 10-inch-thick slab on grade with thickened edges and the administrative and laboratory space shall be supported by an 8-inch slab on grade. Provide breakroom/kitchenette and two restrooms within the facility. Walls will be pre-finished galvanized aluminum sandwich panels with a split-face Concrete Masonry Unit (CMU) base to 7'4" above finished floor level. The roof will be insulated standing seam metal panels. Windows will be aluminum and gutters and downspouts will be pre-finished aluminum. The building structure and exterior components will be designed for Hurricane Risk Category III. Provide lightning and fire protection systems for the new facility. Potable water, sewer, and power will be provided within the facility. Connectivity to the building's office and administration spaces heating and cooling will be served by a Multi-Zone Variable Volume Air Handling Unit. All mechanical systems will be controlled through Building Automation and Control Network (BACnet) Direct Digital Control (DDC) and shall be compatible with existing installation energy management and control systems (ECMS). Supporting site improvements include exterior lighting, miscellaneous and facility signage. Improvements also include 1.01 hectares of asphalt cement concrete parking/queuing areas, access roads, and concrete sidewalk. Additional site improvements include crosswalk marking, stormwater drainage structures, and grading to support stormwater detention. Facilities will be designed as permanent construction in accordance with Department of War Unified Facilities Criteria 1-200-01, General Building requirements. This project will comply with Department of War antiterrorism/ force protection requirements per Unified Facilities Criteria 4-010-01.

11. REQ: 5,291 SM ADQT: 0 SUBSTD: 0

PROJECT:
LRS VEHICLE MAINTENANCE FACILITY

1. COMPONENT	FY 2027 MILITARY CONSTRUCTION PROJECT DATA	2. DATE
SPACE FORCE		MARCH 2026

3. INSTALLATION AND LOCATION	4. PROJECT TITLE
CAPE CANAVERAL SPACE FORCE STATION FLORIDA	LRS VEHICLE MAINTENANCE FACILITY

5. PROGRAM ELEMENT	6. CATEGORY CODE	7. PROJECT NUMBER	8. PROJECT COST ($000)
91211S	214-425	DBEH227784	80,400

REQUIREMENT:
Cape Canaveral Space Force Station (CCSFS) is an installation of the United States Space Force Space Operations Command Space Launch Delta 45 (SLD 45). CCSFS is the primary launch head of United States Eastern Range with numerous active launch pads. Launch operations at CCSFS directly support unique DoW and national interest missions. This project is required to construct a safe, secure, and consolidated shop and laboratory facility in direct support of various launch support operations at CCSFS. This facility will include high-bay shop space and administrative space in support of critical launch support operations currently performed by SLD 45 personnel in various facilities often forced to evacuate during space launch operations. In particular, this project is required to relocates personnel from buildings 01744, 01759, 49536, 49535, 49505, and 54814, thereby increasing safety and efficiency. The consolidation of shop and laboratory functions in a facility which is a safe distance away from active space launch complexes (SLCs) will eliminate the need for personnel evacuations, increasing safety and mission efficiency. This project will also provide space on CCSFS for launch support personnel to relocate from Patrick Space Force Base (PSFB), once again raising efficiency and lowering operational costs. This project is one of four phases of shop and laboratory facility recapitalization necessary to offer sufficient real estate for commercial launch providers and SLD 45 personnel and ensure Space Force mission continuity. This is not a tenant or supported service requirement.

CURRENT SITUATION:
Currently, various launch operations at CCSFS force the evacuation of non-launch related personnel located in areas of the installation in proximity to the SLCs. CCSFS is the world's busiest spaceport, facilitating 93 space launches in Calendar Year 2024. Each evacuation event leads to approximately four (4) hours of workday interruption per person required to evacuate. This accounts for evacuation up to two (2) hours prior to the scheduled launch time, and an additional two (2) hours for the landing window. The anticipated increase in space launch operations tempo will only increase the amount of evacuations, resulting in a greater loss in efficiency and an unacceptable level of mission disruption. Additionally, several launch critical tasks are currently performed at PSFB, located 30 minutes south of CCSFS. These inefficiencies will continue to negatively affect CCSFS and the Eastern Range without this project.

IMPACT IF NOT PROVIDED:
If not provided, various launch operations at CCSFS will continue to force the evacuation of non-launch related personnel located in areas of the installation in proximity of the SLCs. The anticipated increase in space launch operations tempo will increase the number of evacuations, resulting in a loss in efficiency and an unacceptable level of mission disruption.

ADDITIONAL:
This project meets applicable criteria/scope specified in Department of the Air Force Manual 32-1084, Standard Facility Requirements. This design shall conform to criteria established in the Air Force Corporate Facilities Standards but will not employ a standard facility design because there is no Air Force standard facility

1. COMPONENT	FY 2027 MILITARY CONSTRUCTION PROJECT DATA	2. DATE
SPACE FORCE		MARCH 2026

3. INSTALLATION AND LOCATION	4. PROJECT TITLE
CAPE CANAVERAL SPACE FORCE STATION FLORIDA	LRS VEHICLE MAINTENANCE FACILITY

5. PROGRAM ELEMENT	6. CATEGORY CODE	7. PROJECT NUMBER	8. PROJECT COST ($000)
91211S	214-425	DBEH227784	80,400

design for this project, and there is no applicable standard design from Air Force Civil Engineer Center or U.S. Army Corps of Engineers. All reasonable alternatives were considered during the development of this project to include status quo and new construction. An approved Economic Analysis determined new construction as the only viable option to meet this requirement. Sustainable principles, to include life-cycle cost-effective practices, will be integrated into the design, development, and construction of the project in accordance with Unified Facilities Criteria 1-200-02, High Performance and Sustainable Building Requirements. This includes preparation of a life-cycle cost analysis for energy consuming systems, renewable energy generating systems, or whenever life-cycle cost effective is selected as the reason any requirement of Unified Facilities Criteria 1-200-02 is partially compliant or not applicable. The project falls within the 100-year floodplain. The risk will be mitigated by constructing the facility and any flood-susceptible utilities above the 100-year flood level. This is a mission critical facility. The facility and any flood-susceptible utilities will be constructed a minimum of three feet above the 100-year flood elevation. Facility is sited in accordance with the Installation Development Plan and is within a compatible land use area. Supporting Facilities exceed 25% of the Primary Facilities total due to the cost for developing an undeveloped green site to include utilities and the need to raise the finished floor elevation to be above the storm surge elevation. The construction growth offset for this requirement is 5,291 square meters (56,957 square feet).

Future Related Projects:
DBEH227755 - Security Forces Operations Facility
DBEH227785 - Security Forces Training Center
DBEH251525 - Fuel Testing Chemical Laboratory

Vehicle Maintenance Shop: 5,291 SM = 56,957 SF

SLD 45 Base Civil Engineer (321)-854-4041

JOINT USE CERTIFICATION: This facility can be used by other components on an "as available" basis; however, the scope of the project is based on Air Force requirements.

Facility Condition Index: This is not a recapitalization project. No Facility Condition Index data exists for this facility type.

1. COMPONENT	FY 2027 MILITARY CONSTRUCTION PROJECT DATA	2. DATE
SPACE FORCE		MARCH 2026

3. INSTALLATION AND LOCATION	4. PROJECT TITLE
CAPE CANAVERAL SPACE FORCE STATION FLORIDA	LRS VEHICLE MAINTENANCE FACILITY

5. PROGRAM ELEMENT	6. CATEGORY CODE	7. PROJECT NUMBER	8. PROJECT COST ($000)
91211S	214-425	DBEH227784	80,400

12. SUPPLEMENTAL DATA:

A. Estimated Execution Data:

(1) Acquisition Strategy: Design-Bid-Build

(2) Design Data

(a) Design or Request for Proposal(RFP) Started:	OCT/2024
(b) Percent of Design Completed as of SEP 2025:	35%
(c) Percent of Design Completed as of JAN 2026:	65%
(d) Design or RFP Complete:	MAR/2026
(e) Total Design Cost ($000):	12,000
(f) Energy Study and/or Life Cycle Cost Analysis	YES
(g) Standard or Definitive Design Used?	NO

(3) Construction Data:

(a) Contract Award:	FEB/2027
(b) Construction Start:	MAY/2027
(c) Construction Complete:	MAR/2030

B. Equipment associated with this project which will be provided from other appropriations:

Equipment Nomenclature	Procuring Appropriation	Fiscal Year Appropriated Or Requested	Cost ($000)
FF&E	3080	2030	428

1. COMPONENT	FY 2027 MILITARY CONSTRUCTION PROJECT DATA	2. DATE
SPACE FORCE		MARCH 2026

3. INSTALLATION AND LOCATION	4. PROJECT TITLE
CAPE CANAVERAL SPACE FORCE STATION FLORIDA	SECURITY FORCES OPERATIONS FACILITY

5. PROGRAM ELEMENT	6. CATEGORY CODE	7. PROJECT NUMBER	8. PROJECT COST ($000)
91211S	730-835	DBEH227755	48,000

9. COST ESTIMATES

ITEM	UM	QUANTITY	UNIT COST	COST($000)
PRIMARY FACILITIES				30,954
SECURITY POLICE OPERATIONS (730-835)	SM	2,100	14,621	(30,704)
CYBERSECURITY OF FACILITY-RELATED CONTROL SYS	LS			(250)
SUPPORTING FACILITIES				11,818
SITE PREPARATION	LS			(4,832)
SITE IMPROVEMENTS	LS			(2,621)
ROADS, SIDEWALKS, AND PARKING	LS			(2,471)
UTILITIES	LS			(1,208)
GENERATOR	KW	600	657	(394)
COMMUNICATIONS	LS			(291)
SUBTOTAL				42,772
CONTINGENCY (5.00%)				2,139
TOTAL CONTRACT COST				44,911
SUPERVISION, INSPECTION AND OVERHEAD (6.50%)				2,919
TOTAL REQUEST				47,830
TOTAL REQUEST (ROUNDED)				48,000
EQUIPMENT FROM OTHER APPROPRIATIONS (NON-ADD)				(1,054)

10. DESCRIPTION OF PROPOSED CONSTRUCTION

The facility will include 2,100 SM of administrative and armory space for security forces. The Base Defense Operations Center (BDOC) will be a reinforced concrete structure with interior and exterior cast-in-place shear walls and a cast-in-place roof slab. The primary framing will consist of conventional braced steel frames with non-load bearing exterior precast walls. The main roof will be framed with a mix of conventional wide flange beams and joists, which support a steel wide rib roof deck. The steel decking will be structured as a diaphragm. The armory will be a free-standing space isolated from the larger structure formed using cast-in-place concrete walls and roof. The exterior walls will consist of insulated precast wall panels. The roof assemblies use a half-inch glass mat gypsum thermal board, Class III vapor retarder, rigid insulation with a modified bitumen roofing system. Entrances and windows will be aluminum window and curtainwall systems. Scuppers, downspouts, and overflow scuppers are provided on buildingâs perimeter. The building structure and exterior components will be designed for Hurricane Risk Category III. Provide lightning and fire protection systems. Potable water, sewer, and power will be provided within the facility. The building's shop and laboratory spaces heating, cooling, and ventilation will be served by a Multi-Zone Variable Volume 100% Outdoor Air Makeup Air Handling Unit. All mechanical systems will be controlled through Building Automation and Control Network (BACnet) Direct Digital Control (DDC) and shall be compatible with existing installation energy management and control systems (EMCS). Provide lightning and fire protection systems. Potable water, sewer, and power will be provided within the facility. Equip facility with a 600kW emergency backup generator and 100-gallon AST. Supporting site improvements include exterior lighting, miscellaneous and facility signage. Improvements also include asphalt cement concrete parking/queuing areas, access roads, and concrete sidewalk. Additional site improvements include crosswalk marking, stormwater drainage structures, and grading to support stormwater detention. Facilities will be designed as permanent construction in accordance

1. COMPONENT	FY 2027 MILITARY CONSTRUCTION PROJECT DATA	2. DATE
SPACE FORCE		MARCH 2026

3. INSTALLATION AND LOCATION	4. PROJECT TITLE
CAPE CANAVERAL SPACE FORCE STATION FLORIDA	SECURITY FORCES OPERATIONS FACILITY

5. PROGRAM ELEMENT	6. CATEGORY CODE	7. PROJECT NUMBER	8. PROJECT COST ($000)
91211S	730-835	DBEH227755	48,000

with Department of War Unified Facilities Criteria 1-200-01, General Building requirements. This project will comply with Department of War antiterrorism/force protection requirements per Unified Facilities Criteria 4-010-01.

11. REQ: 2,100 SM ADQT: 0 SUBSTD: 0

PROJECT:
SECURITY FORCES OPERATIONS FACILITY

REQUIREMENT:
Cape Canaveral Space Force Station (CCSFS) is an installation of the United States Space Force Space Operations Command Space Launch Delta 45 (SLD 45). CCSFS is the primary launch head of United States Eastern Range with numerous active launch pads. Launch operations at CCSFS directly support unique DoW and national interest missions. This facility is part of the Relocation of Non-Launch Missions out of the Launch Operations Zone and into the Mission Operations & Launch Support Zone. This facility will consist of a Base Defense Operations Center (BDOC), a data center, two holding cells, a guard mount, weapons cleaning room, armory, associated staff offices, a Siemens Tech alarm office, counter-small unmanned aerial systems (C-SUAS) office and storage, locker rooms, shower rooms, and conference rooms. The Security Forces functions is part of the proposed administrative campus master plan which locates the facility a safe distance away from active space launch complexes (SLCs) and will eliminate the need for personnel evacuations, increasing safety and mission efficiency. This project will also provide space on CCSFS for launch support personnel to relocate from Patrick Space Force Base (PSFB), once again raising efficiency and lowering operational costs. This project is one of four phases of administrative and laboratory facility recapitalization necessary to offer sufficient real estate for commercial launch providers and SLD 45 personnel and ensure Space Force mission continuity. This is not a tenant or supported service requirement.

CURRENT SITUATION:
Currently, various launch operations at CCSFS force the evacuation of non-launch related personnel located in areas of the installation in proximity to the SLCs. CCSFS is the world's busiest spaceport, facilitating 93 space launches in Calendar Year 2024. Each evacuation event leads to approximately four (4) hours of workday interruption per person required to evacuate. This accounts for evacuation up to two (2) hours prior to the scheduled launch time, and an additional two (2) hours for the landing window. The anticipated increase in space launch operations tempo will only increase the amount of evacuations, resulting in a greater loss in efficiency and an unacceptable level of mission disruption. Additionally, several launch critical tasks are currently performed at PSFB, located 30 minutes south of CCSFS. These inefficiencies will continue to negatively affect CCSFS and the Eastern Range without this project.

IMPACT IF NOT PROVIDED:
If not provided, various launch operations at CCSFS will continue to force the evacuation of non-launch related personnel located in areas of the installation in

proximity of the SLCs. The anticipated increase in space launch operations tempo will increase the number of evacuations, resulting in a loss in efficiency and an unacceptable level of mission disruption.

ADDITIONAL:

This project meets applicable criteria/scope specified in Department of the Air Force Manual 32-1084, Standard Facility Requirements. This design shall conform to criteria established in the Air Force Corporate Facilities Standards, the Installation Facilities Standards, but will not employ a standard facility design because there is no Air Force standard facility design for this project, and there is no applicable standard design from Air Force Civil Engineer Center or U.S. Army Corps of Engineers. All reasonable alternatives were considered during the development of this project to include status quo and new construction. An approved Economic Analysis determined new construction as the only viable option to meet this requirement. Sustainable principles, to include life-cycle cost-effective practices, will be integrated into the design, development, and construction of the project in accordance with Unified Facilities Criteria 1-200-02, High Performance and Sustainable Building Requirements. This includes preparation of a life-cycle cost analysis for energy consuming systems, renewable energy generating systems, or whenever life-cycle cost effective is selected as the reason any requirement of Unified Facilities Criteria 1-200-02 is partially compliant or not applicable. The project falls within the 100-year floodplain. The risk will be mitigated by constructing the facility and any flood-susceptible utilities above the 100-year flood level. This is a mission critical facility. The facility and any flood-susceptible utilities will be constructed a minimum of three feet above the 100-year flood elevation. Facility is sited in accordance with the Installation Development Plan and is within a compatible land use area. Supporting Facilities exceed 25% of the Primary Facilities total due to the cost for developing an undeveloped green site to include utilities and the need to raise the finished floor elevation to be above the storm surge elevation. The construction growth offset for this requirement is 2,100 square meters (22,605 square feet).

Future Related Projects:
DBEH227784 - LRS Vehicle Maintenance Facility
DBEH227785 - Security Forces Training Center
DBEH251525 - Fuel Testing Chemical Laboratory

Security Police Operations: 2,100 SM = 22,605 SF

SLD 45 Base Civil Engineer (321)-854-4041

JOINT USE CERTIFICATION: This facility can be used by other components on an "as available" basis; however, the scope of the project is based on Air Force requirements.

Facility Condition Index: This is not a recapitalization project. No Facility

1. COMPONENT	FY 2027 MILITARY CONSTRUCTION PROJECT DATA	2. DATE
SPACE FORCE		MARCH 2026

3. INSTALLATION AND LOCATION	4. PROJECT TITLE
CAPE CANAVERAL SPACE FORCE STATION FLORIDA	SECURITY FORCES OPERATIONS FACILITY

5. PROGRAM ELEMENT	6. CATEGORY CODE	7. PROJECT NUMBER	8. PROJECT COST ($000)
91211S	730-835	DBEH227755	48,000

Condition Index data exists for this facility type.

1. COMPONENT	FY 2027 MILITARY CONSTRUCTION PROJECT DATA	2. DATE
SPACE FORCE		MARCH 2026

3. INSTALLATION AND LOCATION	4. PROJECT TITLE
CAPE CANAVERAL SPACE FORCE STATION FLORIDA	SECURITY FORCES OPERATIONS FACILITY

5. PROGRAM ELEMENT	6. CATEGORY CODE	7. PROJECT NUMBER	8. PROJECT COST ($000)
91211S	730-835	DBEH227755	48,000

12. SUPPLEMENTAL DATA:

A. Estimated Execution Data:

(1) Acquisition Strategy: Design-Bid-Build

(2) Design Data

(a) Design or Request for Proposal(RFP) Started:	OCT/2024
(b) Percent of Design Completed as of SEP 2025:	35%
(c) Percent of Design Completed as of JAN 2026:	65%
(d) Design or RFP Complete:	MAR/2026
(e) Total Design Cost ($000):	7,050
(f) Energy Study and/or Life Cycle Cost Analysis	YES
(g) Standard or Definitive Design Used?	NO

(3) Construction Data:

(a) Contract Award:	FEB/2027
(b) Construction Start:	MAY/2027
(c) Construction Complete:	APR/2030

B. Equipment associated with this project which will be provided from other appropriations:

Equipment Nomenclature	Procuring Appropriation	Fiscal Year Appropriated Or Requested	Cost ($000)
FF&E	3080	2030	827
AV Equipment	3080	2030	227

1. COMPONENT	FY 2027 MILITARY CONSTRUCTION PROGRAM	2. DATE (YYYYMMDD)
AIR FORCE		20260326

3. INSTALLATION AND LOCATION	4. COMMAND	5. AREA CONTRUCTION COST INDEX
TYNDALL AIR FORCE BASE, FLORIDA	AIR COMBAT COMMAND	0.97

6. PERSONNEL		(1) PERMANENT			(2) STUDENTS			(3) SUPPORTED			(4) TOTAL
		OFFICER	ENLISTED	CIVILIAN	OFFICER	ENLISTED	CIVILIAN	OFFICER	ENLISTED	CIVILIAN	
a. AS OF	30-Sep-25	352	2,685	846	171	100	0.00	343	676	346	5,519
b. END FY	30-Sep-30	351	2,685	811	171	100	0	343	675	346	5,482

7. INVENTORY DATA *($000)*

a. TOTAL ACREAGE	28,791
b. INVENTORY TOTAL AS OF 30-Sep-25	6,349,540.00
c. AUTHORIZATION NOT YET IN INVENTORY	48,000.00
d. AUTHORIZATION REQUESTED IN THIS PROGRAM	0.00
e. AUTHORIZATION INCLUDED IN FOLLOWING PROGRAM	0.00
f. PLANNED IN NEXT THREE PROGRAM YEARS	0.00
g. REMAINING DEFICIENCY	0.00
h. GRAND TOTAL	6,397,540.00

8. PROJECTS REQUESTED IN THIS PROGRAM

a. CATEGORY			b. COST ($000)	c. DESIGN STATUS	
(1) CODE	(2) PROJECT TITLE	(3) SCOPE		(1) START	(2) COMPLETE
310-928	AFCEC RDT&E Facilities and Gate	36,075 SM	160,000	09/19	05/20

9. FUTURE PROJECTS

None

10. MISSION OR MAJOR FUNCTIONS

Tyndall Air Force Base (TAFB) is tasked by the Department of War to support 325 Fighter Wing (FW) permanently assigned fifth-generation fighter aircraft and the 53rd Weapons Evaluation Group (WEG). In addition to the 325 FW fifth-generation fighter mission, the wing is host to Air Combat Command's Lead Wing (LW) certification exercise, AGILE FLAG, and CHECKERED FLAG. The 53rd WEG executes the Joint Service's only air-to-air, air-to-ground combat certification mission. This certification mission is required for units to support NORTHCOM Homeland Defense missions and COCOM requirements globally. Wing personnel also manage the southeastern air combat maneuvering installation range in support of the Commander, North American Aerospace Defense Commander/First Air Force contingency plans. TAFB is also home to Air Force Civil Engineer Center (AFCEC) East. AFCEC is a reach back source for all bases across the Air Force when they need technical questions answered related to installation activities.

11. OUTSTANDING POLLUTION AND SAFETY DEFICIENCIES

N/A

1. COMPONENT	FY 2027 MILITARY CONSTRUCTION PROJECT DATA	2. DATE
AIR FORCE		MARCH 2026

3. INSTALLATION AND LOCATION	4. PROJECT TITLE
TYNDALL AIR FORCE BASE FLORIDA	AFCEC RDT&E FACILITIES AND GATE

5. PROGRAM ELEMENT	6. CATEGORY CODE	7. PROJECT NUMBER	8. PROJECT COST ($000)
91211F	310-928	XLWU203027	160,000

9. COST ESTIMATES

ITEM	UM	QUANTITY	UNIT COST	COST($000)
PRIMARY FACILITIES				86,069
AFCEC RDT&E RESEARCH FACILITY (310-928)	SM	12,553	5,808	(72,909)
VEHICLE MAINTENANCE FACILITY (214-425)	SM	1,165	7,789	(9,074)
VEHICLE EQUIPMENT YARD (852-267)	SM	23,226	88	(2,044)
TENT CITY LAYDOWN AREA (851-147)	SM	11,613	88	(1,022)
SECURITY FENCE (872-247)	LM	3,353	304	(1,020)
SUPPORTING FACILITIES				52,254
ELECTRIC SERVICE	LS			(3,668)
WATER, SEWER, GAS	LS			(4,436)
PAVING, WALKS, CURBS AND GUTTERS	LS			(976)
STORM DRAINAGE	LS			(4,531)
SITE IMPROVEMENTS	LS			(16,404)
INFORMATION SYSTEMS	LS			(130)
UPGRADED PRIVATIZED UTILITIES (UP)	LS			(22,110)
SUBTOTAL				138,323
CONTINGENCY (5.00%)				6,916
TOTAL CONTRACT COST				145,239
SUPERVISION, INSPECTION AND OVERHEAD (6.50%)				9,441
DESIGN/BUILD - DESIGN COST (4.00% OF SUBTOTAL)				5,533
TOTAL REQUEST				160,213
TOTAL REQUEST (ROUNDED)				160,000
EQUIPMENT FROM OTHER APPROPRIATIONS (NON-ADD)				(28,673)

10. DESCRIPTION OF PROPOSED CONSTRUCTION

Construct a consolidated Research, Development, Test, and Evaluation (RDT&E) facility to support various Civil Engineer research projects. The project includes construction of approximately [147,659] gross square feet of laboratory, high bay research, specialized tests, administrative, and support space. The facility will provide laboratory environments, mission support areas, equipment staging space, and building systems necessary to support current RDT&E operations. Construction includes reinforced concrete foundation and structural systems, utilities distribution, mechanical and electrical systems sized for laboratory operations, fire protection, communications infrastructure, antiterrorism/force protection measures, and supporting site improvements. Supporting facilities include utilities connections, parking, access roads, storm drainage, and site preparation. Comply with Unified Facilities Criteria 3-301-01 (Structural Engineering) draft which adopts wind speed requirements from ASCE 7-16 applying a minimum Risk Category III, 165 mph. Climatic Resiliency Measures shall also include compliance with Florida Building Code, High Velocity Hurricane Zone standards applicable to Miami-Dade County where they exceed the Unified Facilities Criteria such as opening reinforcement, roof framing to foundation connections, and impact glazing and doors approved by Miami-Dade County. The proposed facility provides complete and usable operational capability for validated Research, Development, Testing & Evaluation requirements and supports current mission execution without reliance on future construction. Smart technology measures include technology and data systems for more resource efficient building operations and to enhance capability to respond to, and recover from, natural and

1. COMPONENT	FY 2027 MILITARY CONSTRUCTION PROJECT DATA	2. DATE
AIR FORCE		MARCH 2026

3. INSTALLATION AND LOCATION	4. PROJECT TITLE
TYNDALL AIR FORCE BASE FLORIDA	AFCEC RDT&E FACILITIES AND GATE

5. PROGRAM ELEMENT	6. CATEGORY CODE	7. PROJECT NUMBER	8. PROJECT COST ($000)
91211F	310-928	XLWU203027	160,000

man made disruptions. Privatized utility connection fees are included in their respective supporting facilities line items for electrical Gulf Coast Electric Cooperative (GCEC), water Gulf Coast Electric Cooperative, and gas Peoples Gas Systems (PGS).

Air Conditioning: 877 Tons
Privatized Utility Connection Fee Electrical LS (15)
Privatized Utility Connection Fee Water LS (5)
Privatized Utility Connection Fee Gas LS (5)

11. REQ: 13,178 SM ADQT: 12,694 SM SUBSTD: 4,179 SM

PROJECT:
AFCEC RDT&E Facilities and Gate

REQUIREMENT:
Construct Air Force Civil Engineer Center (AFCEC) Research, Development, Testing & Evaluation (RDT&E) Complex for the Airbase Acquisition Branch (CXAE). Facilities include: Main Research, Development, Testing & Evaluation research facility, vehicle maintenance facility & other supporting facilities.

The main facility, Air Force Civil Engineer Center Research, Development, Testing & Evaluation includes admin, technical info center, research & testing for materials, mechanics,& explosive effects research, pavements, robotics, energy/utilities, fabrication, carpentry, & operations support.

Tent city laydown area for analytical & testing equipment directly related to expeditionary research.

The vehicle maintenance facility and yard are used to service & repair construction & utility vehicles critical to research operations.

A perimeter security fence will span the site of the Research, Development, Testing & Evaluation primary & supporting facilities.

Due to coastal, hurricane prone location, resiliency, sustainability and smart technology are critical to mission assurance. When constructed, this facility must demonstrate the ability to adapt to changing conditions; and withstand, respond to and recover from any climatic or other mission disruptions.

CURRENT SITUATION:
On 10 October, 2018, Tyndall Air Force Base, Florida sustained a direct hit from Hurricane Michael, the strongest sustained-wind hurricane to hit the continental United States in over 25 years. Every facility on the installation sustained at least some damage with approximately 50% of the facilities significantly damaged from the Category 5 Hurricane with wind speeds in excess of 156 miles per hour. Buildings (9704, 9706, 9708, 9710, 9718, 9719, 9720, 9721, 9725, 9727, 9729, 9730, 9733, 9735, 9738, 9739, 9742, and 9768), the facilities which previously housed

1. COMPONENT	FY 2027 MILITARY CONSTRUCTION PROJECT DATA	2. DATE
AIR FORCE		MARCH 2026

3. INSTALLATION AND LOCATION	4. PROJECT TITLE
TYNDALL AIR FORCE BASE FLORIDA	AFCEC RDT&E FACILITIES AND GATE

5. PROGRAM ELEMENT	6. CATEGORY CODE	7. PROJECT NUMBER	8. PROJECT COST ($000)
91211F	310-928	XLWU203027	160,000

Air Force Civil Engineer Center Research, Development, Testing & Evaluation Facilities were severely damaged. Until a new complex can be constructed, the Air Force Civil Engineer Center Research, Development, Testing & Evaluation personnel are temporarily housed in the Air Force Civil Engineer East Facility (B1117 and 1120). Personnel are operating in adverse conditions, and interactions with off-base personnel are limited.

IMPACT IF NOT PROVIDED:
If this project is not provided, personnel, and Research, Development, Testing & Evaluation functions will operate with minimal capabilities until replacement facilities are constructed. The Airbase Acquisition Branch (CXAE) will not be able to operate to its full mission capacity and Research, Development, Testing & Evaluation capabilities to further develop new field technologies and prototypes will suffer. The remaining Research, Development, Testing & Evaluation facilities and equipment could be compromised further with high potential for loss of valuable research, materials and equipment

ADDITIONAL:
This project meets applicable criteria/scope specified in Department of the Air Force Manual 32-1084, Standard Facility Requirements. This design shall conform to criteria established in the Air Force Corporate Facilities Standards but will not employ a standard facility design because there is no Air Force standard facility design for this project, and there is no applicable standard design from Air Force Civil Engineer Center A Waiver to an Economic Analysis has been approved for this project. Sustainable principles, to include life-cycle cost effective practices, will be integrated into the design, development, and construction of the project in accordance with Unified Facilities Criteria 1-200-02, High Performance and Sustainable Building Requirements. This includes preparation of a life-cycle cost analysis for energy consuming systems, renewable energy generating systems, or whenever life-cycle cost effective is selected as the reason any requirement of Unified Facilities Criteria 1-200-02 is partially compliant or not applicable. The RDT&E design shall be user justified according to AFMAN 32-1084, other standalone primary and supporting facilities with criteria should conform to their own standards as listed in the requirements. This design shall conform to criteria established in the Air Force Corporate Facilities Standards (AFCS), the Installation Facilities Standards (IFS), but will not employ a standard facility design because there is no AF standard facility design for this project and there is no applicable standard design due to the uniqueness of the RDT&E mission from AFCEC. This project does not fall within or partly within the 100-year floodplain. Facility is sited in accordance with the Installation Development Plan and is within a compatible land use area. During advanced planning and cost validation, updated market conditions, construction escalation, and refined design requirements resulted in significant cost growth compared to earlier planning estimates. A comprehensive review of scope and mission requirements was conducted to ensure alignment with validated operational needs and fiscal constraints. The revised project scope reflects optimization of facility configuration to provide essential RDT&E capability within available authorization parameters. The proposed construction delivers a complete and fully functional research capability that

1. COMPONENT	FY 2027 MILITARY CONSTRUCTION PROJECT DATA	2. DATE
AIR FORCE		MARCH 2026

3. INSTALLATION AND LOCATION	4. PROJECT TITLE
TYNDALL AIR FORCE BASE FLORIDA	AFCEC RDT&E FACILITIES AND GATE

5. PROGRAM ELEMENT	6. CATEGORY CODE	7. PROJECT NUMBER	8. PROJECT COST ($000)
91211F	310-928	XLWU203027	160,000

satisfies current validated mission requirements while incorporating efficiency measures and right-sizing of programmed space. The project eliminates redundant or lower-priority capability elements identified during scope validation and focuses resources on critical laboratory, testing, and mission support functions necessary for sustained RDT&E operations. **Supporting facilities cost are elevated due to installation of new utilities, access improvements, and stormwater infrastructure required to support the remote facility.**
NOTE: Utility connections are required to privatized electrical, water, and gas distribution systems. The Air Force intends to have the respective Utilities Privatization System Owners Gulf Coast Electric Cooperative and Peoples Gas System make and own the necessary connections up to the facility service disconnects or other defined points of demarcation. The connection Fee(s)are paid to each System Owner through the UP contract via DLA.

AFCEC RDT&E Research Facility 12,553 SM = 135,120 SF
Vehicle Maintenance Facility 1,165 SM = 12,540 SF
Vehicle Equipment Yard 23,226 SM = 250,000 SF
Tent City Laydown Area 11,613 SM = 125,000 SF

JOINT USE CERTIFICATION: This facility can be used by other components on an "as available" basis; however, the scope of the project is based on Air Force requirements.

1. COMPONENT	FY 2027 MILITARY CONSTRUCTION PROJECT DATA	2. DATE
AIR FORCE		MARCH 2026

3. INSTALLATION AND LOCATION	4. PROJECT TITLE
TYNDALL AIR FORCE BASE FLORIDA	AFCEC RDT&E FACILITIES AND GATE

5. PROGRAM ELEMENT	6. CATEGORY CODE	7. PROJECT NUMBER	8. PROJECT COST ($000)
91211F	310-928	XLWU203027	160,000

12. SUPPLEMENTAL DATA:

A. Estimated Execution Data:

(1) Acquisition Strategy: Design-Build

(2) Design Data

(a) Design or Request for Proposal(RFP) Started:	SEP/2019
(b) Percent of Design Completed as of SEP 2025:	0%
(c) Percent of Design Completed as of JAN 2026:	0%
(d) Design or RFP Complete:	MAY/2020
(e) Total Design Cost ($000):	24,900
(f) Energy Study and/or Life Cycle Cost Analysis	YES
(g) Standard or Definitive Design Used?	NO

(3) Construction Data:

(a) Contract Award:	FEB/2027
(b) Construction Start:	MAR/2027
(c) Construction Complete:	MAR/2029

B. Equipment associated with this project which will be provided from other appropriations:

Equipment Nomenclature	Procuring Appropriation	Fiscal Year Appropriated Or Requested	Cost ($000)
EQUIPMENT FROM OTHER APPROPRIA	10/2028	2028	28,673

MILCON Work-in-Place (WIP) Curve – Automated Spend Plan

Project Information	
Project Title	AFCEC RDT&E FACILITIES AND GATE
Installation	Tyndall AFB, FL
Program Year (FY)	2027
Project #	XLWU203027

Financial Inputs & Derived Amounts ($000)	
Programmed Amount (PA)	160,000
SIOH Rate	5.7%
Contingency Rate	5.0%
SIOH Amount	9,120
Contingency Amount	8,000
Construction (PA less SIOH & Cont)	142,880
Total Increments	1

Key Dates (Calculated)	
Begin Date (FY Start)	Oct 1, 2026
Award Date (Assumed)	Apr 1, 2027
Complete Date (Award + 1100d; set to 1st of month)	May 1, 2029
Period of Performance Measured in Days	790

Funding & Obligation Increments ($000)

Increment	Amount ($000)	Funding Date	Obligation Date
Increment1	160,000	Jan 1, 2027	Apr 1, 2027
Total Funding	160,000	Check vs PA	0

Outlay Curve Controls (Adjust if needed)	
Outlay Curve Steepness (k)	8.0
Normalized Logistic Base (t=0)	0.01798621
Normalized Logistic Top (t=1)	0.98201379
Total Outlay ($000) (assumed = PA)	160,000

Monthly Cash Flow (Automated from Spend Plan)

Month	Funding ($000)	Obligation ($000)	Outlay ($000)	Cumulative Funding	Cumulative Obligation	Cumulative Outlay
Oct 2026	0	0	0	0	0	0
Nov 2026	0	0	0	0	0	0
Dec 2026	0	0	0	0	0	0
Jan 2027	160,000	0	0	160,000	0	0
Feb 2027	0	0	0	160,000	0	0
Mar 2027	0	0	0	160,000	0	0
Apr 2027	0	160,000	1,049	160,000	160,000	1,049
May 2027	0	0	1,406	160,000	160,000	2,455
Jun 2027	0	0	1,874	160,000	160,000	4,329
Jul 2027	0	0	2,480	160,000	160,000	6,809
Aug 2027	0	0	3,251	160,000	160,000	10,060
Sep 2027	0	0	4,211	160,000	160,000	14,271
Oct 2027	0	0	5,370	160,000	160,000	19,641
Nov 2027	0	0	6,711	160,000	160,000	26,352
Dec 2027	0	0	8,180	160,000	160,000	34,532
Jan 2028	0	0	9,674	160,000	160,000	44,205
Feb 2028	0	0	11,037	160,000	160,000	55,243
Mar 2028	0	0	12,090	160,000	160,000	67,333
Apr 2028	0	0	12,667	160,000	160,000	80,000
May 2028	0	0	12,667	160,000	160,000	92,667
Jun 2028	0	0	12,090	160,000	160,000	104,757
Jul 2028	0	0	11,037	160,000	160,000	115,795
Aug 2028	0	0	9,674	160,000	160,000	125,468
Sep 2028	0	0	8,180	160,000	160,000	133,648
Oct 2028	0	0	6,711	160,000	160,000	140,359
Nov 2028	0	0	5,370	160,000	160,000	145,729
Dec 2028	0	0	4,211	160,000	160,000	149,940
Jan 2029	0	0	3,251	160,000	160,000	153,191
Feb 2029	0	0	2,480	160,000	160,000	155,671
Mar 2029	0	0	1,874	160,000	160,000	157,545
Apr 2029	0	0	1,406	160,000	160,000	158,951
May 2029	0	0	1,049	160,000	160,000	160,000
TOTAL	**160,000**	**160,000**	**160,000**	**160,000**	**160,000**	**160,000**

Cumulative WIP Curve

Project: AFCEC RDT&E FACILITIES AND GATE
Program Year: 2027

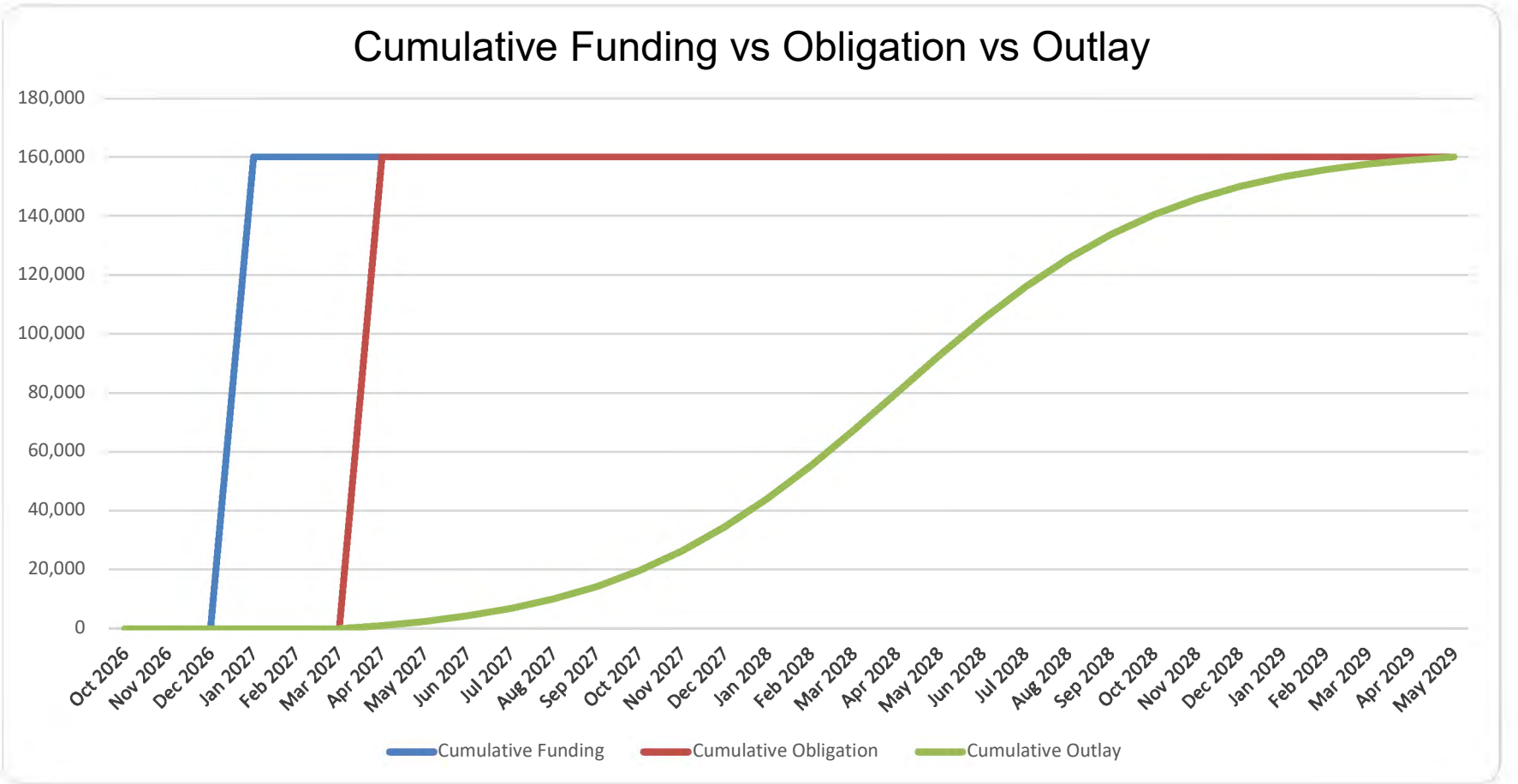

1. COMPONENT	FY 2027 MILITARY CONSTRUCTION PROGRAM	2. DATE (YYYYMMDD)
AIR FORCE		20260326

3. INSTALLATION AND LOCATION	4. COMMAND	5. AREA CONTRUCTION COST INDEX
REMOTE MAUI EXPERIMENTAL SITE SITE #1, HAWAII	UNITED STATE SPACE FORCE	2.22

6. PERSONNEL		(1) PERMANENT			(2) STUDENTS			(3) SUPPORTED			(4) TOTAL
		OFFICER	ENLISTED	CIVILIAN	OFFICER	ENLISTED	CIVILIAN	OFFICER	ENLISTED	CIVILIAN	
a. AS OF	30-Sep-25	20	11	31	0	0	0	0	0	0	62
b. END FY	30-Sep-30	20	16	31	0	0	0	0	0	0	67

7. INVENTORY DATA *($000)*

a. TOTAL ACREAGE	21.14
b. INVENTORY TOTAL AS OF 30-Sep-30	265,078.00
c. AUTHORIZATION NOT YET IN INVENTORY	116,269.00
d. AUTHORIZATION REQUESTED IN THIS PROGRAM	0.00
e. AUTHORIZATION INCLUDED IN FOLLOWING PROGRAM	0.00
f. PLANNED IN NEXT THREE PROGRAM YEARS	0.00
g. REMAINING DEFICIENCY	0.00
h. GRAND TOTAL	381,347.00

8. PROJECTS REQUESTED IN THIS PROGRAM

a. CATEGORY			b. COST ($000)	c. DESIGN STATUS	
(1) CODE	(2) PROJECT TITLE	(3) SCOPE		(1) START	(2) COMPLETE
310-931	Secure INTEGRATION SUPPORT LAB W/LAND ACQ, CTC	5,182	3,600	11/20	07/21

9. FUTURE PROJECTS

None

10. MISSION OR MAJOR FUNCTIONS

The Space Situational Awareness mission provides critical data for today and the future of our Nation’s space program. This facility will enable significant new programs necessary to support the top two classified needs in the areas of Feature Recognition Techniques and Deep Space Imagery with substantial future system performance improvements.

11. OUTSTANDING POLLUTION AND SAFETY DEFICIENCIES

None

DD FORM 1390, JUL 1999

PREVIOUS EDITION IS OBSOLETE.

1. COMPONENT	FY 2027 MILITARY CONSTRUCTION PROJECT DATA	2. DATE
AIR FORCE		MARCH 2026

3. INSTALLATION AND LOCATION	4. PROJECT TITLE
KIRTLAND AIR FORCE BASE, REMOTE MAUI EXPERIMENTAL SITE SITE #1, HAWAII	SECURE INTEGRATION SUPPORT LAB W/ LAND ACQ, CTC

5. PROGRAM ELEMENT	6. CATEGORY CODE	7. PROJECT NUMBER	8. PROJECT COST ($000)
72806	310-931	PNEK063092	AUTH: 0 APPR: 3,600

9. COST ESTIMATES

ITEM	UM	QUANTITY	UNIT COST	COST($000)
PRIMARY FACILITIES				56,544
SPACE SITUATIONAL AWARENESS LAB	SM	5,182	10,010	(51,872)
LAND ACQUISITION	AC	10	399,895	(3,999)
CYBERSECURITY OF FACILITY-RELATED CONTROL SYS	LS			(500)
GUARD HOUSE	SM	28	6,195	(173)
SUPPORTING FACILITIES				9,369
SITEWORK	LS			(1,868)
UTILITIES	LS			(3,085)
PAVEMENTS	LS			(2,763)
GENERATOR	LS			(1,653)
SUBTOTAL				65,913
CONTINGENCY (5.00%)				3,296
TOTAL CONTRACT COST				69,209
SUPERVISION, INSPECTION AND OVERHEAD (7.30%)				5,191
TOTAL REQUEST				74,399
TOTAL REQUEST (ROUNDED)				74,000
EQUIPMENT FROM OTHER APPROPRIATIONS (NON-ADD)				(0)

10. DESCRIPTION OF PROPOSED CONSTRUCTION

Construct a new 5,182 SM lab facility for Air Force Research Laboratory (AFRL) to include administrative spaces, a high performance computing data center, laboratories, laboratory support spaces, SCIF spaces and warehouse functions. The project includes a two-story steel-framed facility with masonry veneer and a single ply roof system; local materials and construction techniques shall be used where cost effective. The lower level of the facility will have vibration isolated slabs, and the grade of the site will be utilized in the construction as much as possible. Because the new building is not located within an installation boundary, additional security measures such as an 8'-0" architectural perimeter fence and guardhouse are included. The project will also include supporting facilities such as utilities, pavements, and site improvements to provide a complete and useable facility. The project includes purchasing a 10 acre land parcel, including the Remote Maui Experimental (RME) building and adjacent acreage. This project consolidates all sea level functions in Maui onto one site (MHPCC, RME, Research & Warehouse). Lease avoidance across four sites of $1.4M annually. The facility should be compatible with applicable DoW, Air Force, and base design standards. Facilities will be designed as permanent construction in accordance with the DoW United Facilities Criteria (UFC) 1-200-01, General Building Requirements and UFC 1-200-02, High Performance Sustainable Building Requirements. This project will comply with DoW Antiterrorism/force protection requirements per UFC 4-010-01, DoW Minimum Antiterrorism Standards for Buildings.

Air Conditioning: 125 Tons

11. REQ: 5,182 SM ADQT: 1,195 SM SUBSTD: 2,314 SM

1. COMPONENT	FY 2027 MILITARY CONSTRUCTION PROJECT DATA	2. DATE
AIR FORCE		MARCH 2026

3. INSTALLATION AND LOCATION	4. PROJECT TITLE
KIRTLAND AIR FORCE BASE, REMOTE MAUI EXPERIMENTAL SITE SITE #1, HAWAII	SECURE INTEGRATION SUPPORT LAB W/ LAND ACQ, CTC

5. PROGRAM ELEMENT	6. CATEGORY CODE	7. PROJECT NUMBER	8. PROJECT COST ($000)
72806	310-931	PNEK063092	AUTH: 0 APPR: 3,600

PROJECT:
SECURE INTEGRATION SUPPORT LAB W/ LAND ACQ

REQUIREMENT:
The United States, more than any other nation, relies on space for both civil and defense purposes; television, global positioning systems and earth sciences depend on safe access to and in space. The Air Force (AF) assists in achieving this freedom, in part, by maintaining an awareness of the locations and capabilities of all man-made objects in space. More than 2,500 working and dead satellites orbit the Earth since the Soviets launched Sputnik 1 into space in October 1957. To minimize the risk of collision between satellites and space junk the Air Force tracks around 19,000 space objects and debris larger than 4 inches in Earth's orbit. It is the Air Force Research Laboratory's (AFRL) responsibility to advance technologies that improve the nation's capability to maintain space situational awareness (SSA) as the numbers, sizes, locations, and capabilities of man-made objects in space evolve over time. AFRL operates two telescope sites: a New Mexico site solely devoted to research and the Maui site combining both research and SSA operations. According to the National Science Foundation, MSSC offers the best daytime viewing conditions in the world. Research efforts at the Air Force Maui Optical and Supercomputing (AMOS) site include satellite detection, characterization and identification. AMOS provides critical data for today and the future of our Nation's space program. This project supports the Air Force's Capabilities Review and Risk Assessment (CRRA) 2011, paragraphs 3.4 and 3.6 (additional detailed information can be provided in a classified addendum or briefing upon request).

CURRENT SITUATION:
The AMOS site consists of two primary assets conducting research and development for SSA: (1) the Maui Space Surveillance Complex (MSSC) which maintains multiple telescopes and laboratories located on the top of Mount Haleakala at an altitude of 10,000 feet and (2) the Maui High Performance Computing Center (MHPCC), which is located in 550 Lipoa at sea level and connected to the MSSC via high-speed fiber optic links. Travel between these locations involves three paid hours on winding narrow roads through an open cattle range while competing with tourists and locals who bicycle up and down these roads. Altitude sickness is common with employees and visitors. MHPCC computers process and transmit the SSA information collected by MSSC to Air Force MAJCOMs and DoW organizations. Government personnel work in a contractor-leased commercial facility (550 Lipoa) with large plate glass windows near the MHPCC and adjacent to an existing condominium complex. The facility will solve the three most challenging problems with the current Air Force configuration at sea level in Maui; (1) the anti-terrorist and force protection concerns for the leased, contractor-provided facility; (2) The mock-up lab space will reduce the health burden on the telescope site operators working at high altitude by allowing extensive preparation, integration and testing at sea-level before transporting equipment to the summit telescopes; and (3) A Remote Operations Control Center, data center, and telecommunications space at sea level. The existing operating lease is expiring in September 2023 and a long term solution is required for this research site. The Remote Maui Experimental (RME)

1. COMPONENT	FY 2027 MILITARY CONSTRUCTION PROJECT DATA	2. DATE
AIR FORCE		MARCH 2026

3. INSTALLATION AND LOCATION	4. PROJECT TITLE
KIRTLAND AIR FORCE BASE, REMOTE MAUI EXPERIMENTAL SITE SITE #1, HAWAII	SECURE INTEGRATION SUPPORT LAB W/ LAND ACQ, CTC

5. PROGRAM ELEMENT	6. CATEGORY CODE	7. PROJECT NUMBER	8. PROJECT COST ($000)
72806	310-931	PNEK063092	AUTH: 0 APPR: 3,600

Site and the warehouse in Kahului are two other operational sea level sites that are currently not co-located with the existing MHPCC function at 550 Lipoa. This MILCON project will consolidate the functions in 550 Lipoa (MHPCC), the RME building, and Kahului warehouse onto one site and into one facility.

IMPACT IF NOT PROVIDED:

Without the new facility, annual costs of $1,450,000 remain, which includes: a) $600,000 for lease costs for space in the contractor leased facility; b) $350,000 contracted security; c) $500,000 travel costs up and down Mount Haleakala to the RME Site. The current contractor-leased facility does not meet DoW and Air Force requirements for Anti-Terrorism Protection (ATP), which places the government workforce and the mission of the site at risk. These ATP shortfalls were identified in Local Vulnerability Assessments (VA) by Hickam AFB in Mar 2007 and May 2008 as well as an AF VA in Aug 2008 by HQ AFSFC, Lackland AFB. The additional requirement to comply with the Defense Security Service National Industrial Security Program Operating Manual (NISPOM) DoW 5220.22-M, creates an additional contractor security requirement, which drives operating costs higher than those in a government-owned building. In the new facility, only current AF security personnel will be required to provide security. In addition, the force protection measures can be implemented securing both our people and mission. The new facility will 1) Reduce paid man-hours spent on daily 3-hour drive times to and from the 10,000 foot summit; 2) Improve workforce safety by reducing time in high altitude work environments and improving the ATP of government personnel; 3) Reduce vehicle wear and fuel consumption by reducing required trips to the top of Haleakala; 4) Reduce the AF environmental impact on the culturally and environmentally sensitive site at the summit of Mount Haleakala through decreased traffic and personnel usage; and 5) Increase the amount of time spent on advancing research and development for national security by using the mock-up lab and remote capabilities at sea-level. The absence of this facility places severe constraints on the AF's ability to monitor space activity and secure space assets by increasing costs and reducing time spent on research and development.

ADDITIONAL:

This project meets the criteria/scope specified in Air Force Handbook 32-1084, "Facility Requirements". Sustainable principles, to include life cycle cost effective practices will be integrated into the design, development and construction of the project in accordance wtih UFC 1-200-02. Base Civil Engineer:

JOINT USE CERTIFICATION: This facility can be used by other components on an "as available" basis; however, the scope of the project is based on Air Force requirements. I have reviewed this document and certify it is complete and accurate. I have validated the primary and supporting costs and work classification. The scope has been fully coordinated with the user and other appropriate agencies and approved by the Installation Commander. The BCE signature below validates the requirements; however these signatures are not the approval authority.

1. COMPONENT	FY 2027 MILITARY CONSTRUCTION PROJECT DATA	2. DATE
AIR FORCE		MARCH 2026

3. INSTALLATION AND LOCATION	4. PROJECT TITLE
KIRTLAND AIR FORCE BASE, REMOTE MAUI EXPERIMENTAL SITE SITE #1, HAWAII	SECURE INTEGRATION SUPPORT LAB W/ LAND ACQ, CTC

5. PROGRAM ELEMENT	6. CATEGORY CODE	7. PROJECT NUMBER	8. PROJECT COST ($000)
72806	310-931	PNEK063092	AUTH: 0 APPR: 3,600

12. SUPPLEMENTAL DATA:

A. Estimated Execution Data:

(1) Acquisition Strategy:

(2) Design Data

(a) Design or Request for Proposal(RFP) Started:	NOV/2020
(b) Percent of Design Completed as of SEP 2025:	100%
(c) Percent of Design Completed as of JAN 2026:	100%
(d) Design or RFP Complete:	JUL/2021
(e) Total Design Cost ($000):	7,342
(f) Energy Study and/or Life Cycle Cost Analysis	NO
(g) Standard or Definitive Design Used?	NO

(3) Construction Data:

(a) Contract Award:

(b) Construction Start:

(c) Construction Complete:

B. Authorization and Appropriation Summary:

	Authorization $(000)	Auth of Approp $(000)	Appropriation $(000)
FY2023 ENACTED	89,000	89,000	90,000
FY2024 ENACTED	0	0	0
COST VARIATION JUNE 2024	26,269	0	25,269
FY2024 APPROVED REPROGRAMING	0	0	0
FY2027 BUDGET REQUEST	0	3,600	3,600
Total	115,269	92,600	118,869

1. COMPONENT	FY 2027 MILITARY CONSTRUCTION PROGRAM	2. DATE (YYYYMMDD)
AIR FORCE		20260326

3. INSTALLATION AND LOCATION	4. COMMAND	5. AREA CONTRUCTION COST INDEX
COLUMBUS AIR FORCE BASE, MISSISSIPPI	AIR EDUCATION AND TRAINING COMMAND	0.83

6. PERSONNEL	(1) PERMANENT			(2) STUDENTS			(3) SUPPORTED			(4) TOTAL
	OFFICER	ENLISTED	CIVILIAN	OFFICER	ENLISTED	CIVILIAN	OFFICER	ENLISTED	CIVILIAN	
a. AS OF 30 Sep 25	399	476	585	370	0	0	114	39	2	1,985
b. END FY	439	474	556	370	0	0	112	39	2	1,992

7. INVENTORY DATA *($000)*

a. TOTAL ACREAGE	5,367
b. INVENTORY TOTAL AS OF 21 Sep 25	2,523,251.00
c. AUTHORIZATION NOT YET IN INVENTORY	48,950.00
d. AUTHORIZATION REQUESTED IN THIS PROGRAM	11,800.00
e. AUTHORIZATION INCLUDED IN FOLLOWING PROGRAM	0.00
f. PLANNED IN NEXT THREE PROGRAM YEARS	0.00
g. REMAINING DEFICIENCY	129,745.00
h. GRAND TOTAL	2,713,746.00

8. PROJECTS REQUESTED IN THIS PROGRAM

a. CATEGORY			b. COST ($000)	c. DESIGN STATUS	
(1) CODE	(2) PROJECT TITLE	(3) SCOPE		(1) START	(2) COMPLETE
113-321	T-7A ALLIED SUPPORT	600 SM	11,800	02/23	08/26

9. FUTURE PROJECTS

None

10. MISSION OR MAJOR FUNCTIONS

Columbus Air Force Base's (CAFB) primary missions are Undergraduate Pilot Training (SUPT) and Introduction to Fighter Fundamentals (IFF). Columbus Air Force Base's mission statement is "Train World Class Pilots". The 37th Flying Training Squadron (FTS) and 41st Flying Training Squadron operate the T-6A, the 48th Flying Training Squadron operates the T-1A, and the 50th FTS operates the T-38C, all as part of Undergraduate Pilot Training course, and the 49th Fighter Training Squadron operates the T-38C as part of the Introduction to Fighter Fundamentals course. Support for base administrative services, transportation and supply, civil engineering, communications, security, financial, religious, educational, legal, social actions, medical services, and morale, welfare, and recreational facilities and activities are provided by units of the 14th Flying Training Wing.

11. OUTSTANDING POLLUTION AND SAFETY DEFICIENCIES

N/A

1. COMPONENT	FY 2027 MILITARY CONSTRUCTION PROJECT DATA	2. DATE
AIR FORCE		MARCH 2026

3. INSTALLATION AND LOCATION	4. PROJECT TITLE
COLUMBUS AIR FORCE BASE MISSISSIPPI	T-7A ALLIED SUPPORT

5. PROGRAM ELEMENT	6. CATEGORY CODE	7. PROJECT NUMBER	8. PROJECT COST ($000)
84701F	113-321	EEPZ197005	11,800

9. COST ESTIMATES

ITEM	UM	QUANTITY	UNIT COST	COST($000)
PRIMARY FACILITIES				5,494
APRON (113-321)	SM	600	9,157	(5,494)
SUPPORTING FACILITIES				5,000
UTILITIES	LS			(5,000)
SUBTOTAL				10,494
CONTINGENCY (5.00%)				525
TOTAL CONTRACT COST				11,019
SUPERVISION, INSPECTION AND OVERHEAD (6.50%)				716
DESIGN DURING CONSTRUCTION				65
TOTAL REQUEST				11,800
TOTAL REQUEST (ROUNDED)				11,800
EQUIPMENT FROM OTHER APPROPRIATIONS (NON-ADD)				(45,000)

10. DESCRIPTION OF PROPOSED CONSTRUCTION

Construct all allied support required to adequately launch, park and recover T-7A aircraft on the existing ramp at Columbus Air Force Base. Project will include complete demolition of existing sunshades and minimal demolition of pavement for abandonment of existing utilities and installation of new utilities. New utilities will stub up and terminate to a junction box at the south-west column line adjacent to first aircraft parking spot at each sunshade. Projects also includes 4 tie-downs and 2 static grounding points per aircraft, and new airfield striping for taxi-lane centerlines, radii, nose wheel parking and grounding points. Facility will be designed as permanent construction in accordance with Department of War Unified Facilities Criteria 1-200-01. This project will comply with Department of War antiterrorism/force protection requirements per Unified Facilities Criteria 4-010-01.

11. REQ: 600 SM ADQT: 0 SUBSTD: 0

PROJECT:

T-7A Allied Support

REQUIREMENT:

Allied support is needed to support all launch, parking and recovery operations for the T-7A aircraft. Headquarters Air Education and Training Command (AETC) is engaged in a $20B major acquisition effort to recapitalize its aging fleet of 430 T-38C aircraft and associated training systems. The T-38C is used in Air Education and Training Command's Specialized Undergraduate Pilot Training (SUPT) program which provides advanced training for student pilots selected for fighter and bomber assignments. These systems are currently located at five existing Air Education and Training Command bases and will be replaced with the T-7A system comprised of 350 total aircraft. The T-7A aircraft beddown consists of new ramp supporting infrastructure requirements that are not compatible with existing aircraft, and Columbus Air Force Base has no other infrastructure that can support the aircraft. This project provides the ability to adequately launch, park and recover as well as perform minor maintenance and trouble-shooting for T-7A aircraft on the existing parking ramp. This is not a tenant or supported service requirement

1. COMPONENT	FY 2027 MILITARY CONSTRUCTION PROJECT DATA	2. DATE
AIR FORCE		MARCH 2026

3. INSTALLATION AND LOCATION	4. PROJECT TITLE
COLUMBUS AIR FORCE BASE MISSISSIPPI	T-7A ALLIED SUPPORT

5. PROGRAM ELEMENT	6. CATEGORY CODE	7. PROJECT NUMBER	8. PROJECT COST ($000)
84701F	113-321	EEPZ197005	11,800

CURRENT SITUATION:
Currently, the existing aircraft parking apron is configured to support 84 T-38C aircraft and consists of infrastructure that is not compatible with T-7A aircraft requirements. Maintaining status quo would result in negative impacts to the T-7A training mission. Columbus Air Force Base does not have additional ramp capacity with adequate infrastructure to fulfill the requirement making the use of other ramp space on base non-viable. New allied support construction is determined to be the only method possible to accomplish the objective.

IMPACT IF NOT PROVIDED:
If not provided, there will not be adequate aircraft parking apron space to launch, park and recover as well as perform minor maintenance and trouble-shooting on T-7A aircraft which will cause delays in the training pipeline. Columbus Air Force Base currently has no opportunities for workarounds to meet this need to support the Air Force T-7A beddown.

ADDITIONAL:
This project meets the criteria/scope in Department of the Air Force Manual 32-1084, Standard Facility Requirements. All reasonable alternatives were considered during the development of this project to include status quo, add/alter, and new construction. New construction is the only viable option to meet this requirement. This design shall conform to criteria established in the Air Force Corporate Facilities Standards, the Installation Facilities Standards, but will not employ a standard facility design because there is no Air Force standard facility design for this project, and there is no applicable standard design from United States Corps of Engineers. Sustainable principles, to include life-cycle cost-effective practices, will be integrated into the design, development, and construction of the project in accordance with Unified Facility Criteria 1-200-02, High Performance and Sustainable Building Requirements. This includes preparation of a life-cycle cost analysis for energy consuming systems, renewable energy generating systems, whenever life- cycle cost effective is selected as the reason any requirement of Unified Facility Criteria 1-200-02 is partially compliant or not applicable. This project does not fall within or partly within the 100-year flood plain. Facility is sited in accordance with the Installation Development Plan and is within a compatible land use area. Supporting Facilities exceeds 25% of Primary Facilities due to this project primarily being supporting facilities work to install aircraft sunshades. No construction growth offset is required for this project.

Apron 600SM = 6,456SF

14th Civil Engineer Squadron, Base Civil Engineer: 662-434-7325.

JOINT USE CERTIFICATION: Mission Requirements, operational considerations, and location are incompatible with use by other components.

1. COMPONENT	FY 2027 MILITARY CONSTRUCTION PROJECT DATA	2. DATE
AIR FORCE		MARCH 2026

3. INSTALLATION AND LOCATION	4. PROJECT TITLE
COLUMBUS AIR FORCE BASE MISSISSIPPI	T-7A ALLIED SUPPORT

5. PROGRAM ELEMENT	6. CATEGORY CODE	7. PROJECT NUMBER	8. PROJECT COST ($000)
84701F	113-321	EEPZ197005	11,800

Facility Condition Index: This is not a recapitalization project. No Facility Condition Index data exists for this facility type.

1. COMPONENT	FY 2027 MILITARY CONSTRUCTION PROJECT DATA	2. DATE
AIR FORCE		MARCH 2026

3. INSTALLATION AND LOCATION	4. PROJECT TITLE
COLUMBUS AIR FORCE BASE MISSISSIPPI	T-7A ALLIED SUPPORT

5. PROGRAM ELEMENT	6. CATEGORY CODE	7. PROJECT NUMBER	8. PROJECT COST ($000)
84701F	113-321	EEPZ197005	11,800

12. SUPPLEMENTAL DATA:

A. Estimated Execution Data:

(1) Acquisition Strategy: Design-Bid-Build

(2) Design Data

(a) Design or Request for Proposal(RFP) Started:	FEB/2023
(b) Percent of Design Completed as of SEP 2025:	65%
(c) Percent of Design Completed as of JAN 2026:	65%
(d) Design or RFP Complete:	AUG/2026
(e) Total Design Cost ($000):	1,350
(f) Energy Study and/or Life Cycle Cost Analysis	YES
(g) Standard or Definitive Design Used?	NO

(3) Construction Data:

(a) Contract Award:	FEB/2027
(b) Construction Start:	APR/2027
(c) Construction Complete:	APR/2028

B. Equipment associated with this project which will be provided from other appropriations:

Equipment Nomenclature	Procuring Appropriation	Fiscal Year Appropriated Or Requested	Cost ($000)
Aircraft Sunshades	3080	2026	45,000

1. COMPONENT	FY 2027 MILITARY CONSTRUCTION PROGRAM	2. DATE (YYYYMMDD)
AIR FORCE		20260326

3. INSTALLATION AND LOCATION	4. COMMAND	5. AREA CONTRUCTION COST INDEX
WHITEMAN AIR FORCE BASE, MISSOURI	AIR FORCE GLOBAL STRIKE COMMAND	1.07

6. PERSONNEL		(1) PERMANENT			(2) STUDENTS			(3) SUPPORTED			(4) TOTAL
		OFFICER	ENLISTED	CIVILIAN	OFFICER	ENLISTED	CIVILIAN	OFFICER	ENLISTED	CIVILIAN	
a. AS OF	30-Sep-25	384	3,437	536	0	0	0.00	226	1,546	319	6,448
b. END FY	30-Sep-30	386	3,429	527	0	0	0	170	1,091	165	5,768

7. INVENTORY DATA *($000)*

a. TOTAL ACREAGE	5,364
b. INVENTORY TOTAL AS OF 30-Sep-25	6,579,496.00
c. AUTHORIZATION NOT YET IN INVENTORY	154,600.00
d. AUTHORIZATION REQUESTED IN THIS PROGRAM	169,000.00
e. AUTHORIZATION INCLUDED IN FOLLOWING PROGRAM	43,000.00
f. PLANNED IN NEXT THREE PROGRAM YEARS	207,000.00
g. REMAINING DEFICIENCY	313,000.00
h. GRAND TOTAL	7,466,096.00

8. PROJECTS REQUESTED IN THIS PROGRAM

a. CATEGORY			b. COST ($000)	c. DESIGN STATUS	
(1) CODE	(2) PROJECT TITLE	(3) SCOPE		(1) START	(2) COMPLETE
171-618	B-21 ADAL Field Training Detachment, B152	5,017 SM	89,000	10/23	05/26
171-875	B-21 Weapons Load Trainer	5,595 SM	80,000	08/24	05/26

9. FUTURE PROJECTS

141-182 B-21 Environmental Protection Shelters 1-3 (5,908 SM / $43,000)
211-159 B-21 Low Observable Facility (8,875 SM / $187,000)
610-129 B-21 Composite Tool Kit (2,415 SM / $20,000)

10. MISSION OR MAJOR FUNCTIONS

The 509th Bomb Wing is part of Air Force Global Strike Command and is the host wing at Whiteman Air Force Base. The Bomb Wing and its fleet of B-2 Spirit stealth bombers serve as part of the Air Force's conventional and strategic combat force. The Bomb Wing can project U.S airpower anywhere around the world from home station and employ a wide range of precision-guided munitions. The 509th Bomb Wing oversees the 509th Operations Group, 509th Maintenance Group, 509th Mission Support Group and 509th Medical Group, which handle various aspects of the wing's mission and supports the Air National Guard 131st Bomb Wing, Air Force Reserve Command 442d Fighter Wing and the 20th Attack Squadron missions.

11. OUTSTANDING POLLUTION AND SAFETY DEFICIENCIES

N/A

1. COMPONENT	FY 2027 MILITARY CONSTRUCTION PROJECT DATA	2. DATE
AIR FORCE		MARCH 2026

3. INSTALLATION AND LOCATION	4. PROJECT TITLE
WHITEMAN AIR FORCE BASE MISSOURI	B-21 ADAL FIELD TRAINING DETACHMENT, B152

5. PROGRAM ELEMENT	6. CATEGORY CODE	7. PROJECT NUMBER	8. PROJECT COST ($000)
64015F	171-618	YWHG212102	89,000

9. COST ESTIMATES

ITEM	UM	QUANTITY	UNIT COST	COST($000)
PRIMARY FACILITIES				62,801
FIELD TRAINING FACILITY (171-618)	SM	5,017	11,840	(59,401)
ICD 705 PREMIUM	LS			(2,200)
CYBERSECURITY OF FACILITY-RELATED CONTROL SYS	LS			(1,200)
SUPPORTING FACILITIES				14,600
DEMOLITION	SM	686	1,020	(700)
UTILITIES	LS			(2,000)
SITE PREPARATION	LS			(5,600)
SITE IMPROVEMENTS	LS			(3,000)
ROADS, SIDEWALKS, AND PARKING	LS			(2,900)
COMMUNICATIONS	LS			(400)
SUBTOTAL				77,401
CONTINGENCY (5.00%)				3,870
TOTAL CONTRACT COST				81,271
SUPERVISION, INSPECTION AND OVERHEAD (6.50%)				5,283
DESIGN DURING CONSTRUCTION				1,548
POST CONSTRUCTION AWARD SERVICES				836
TOTAL REQUEST				88,938
TOTAL REQUEST (ROUNDED)				89,000
EQUIPMENT FROM OTHER APPROPRIATIONS (NON-ADD)				(4,000)

10. DESCRIPTION OF PROPOSED CONSTRUCTION

Construct a Field Training Detachment Facility that can accommodate 59 full-time personnel with a peak student load of 101. New structure will feature a reinforced concrete foundation with steel frame, brick veneer exterior with insulated metal wall panels, and a standing seam metal roof. Specialized spaces include administrative space for Maintenance Training Flight, Air Education and Training Command, Contractor Logistics Support, Training Systems Support Center; unclassified areas for computer labs, large training rooms, conference rooms, and small meeting rooms; and secured areas for server rooms, cockpit part task trainers, egress trainer, engine part task trainers, landing gear trainers, avionics training, aircraft engine removal and replacement training spaces, weapons system training aid classrooms, Air Education and Training Command classrooms, testing rooms, conference rooms, and a dedicated tool crib. Construct a new asphalt parking lot properly sized for the number of personnel who work and train within the facility (staff and students). Work will require grading, base/subbase preparation, and site drainage. The project will demolish Building 524 (686 square meters). Facilities will be designed as permanent construction in accordance with Department of War Unified Facilities Criteria 1-200-01. This project will comply with Department of War antiterrorism/force protection requirements per Unified Facilities Criteria 4-010-01.

Air Conditioning: 245 tons

11. REQ: 5,017 SM ADQT: 0 SUBSTD: 686 SM

1. COMPONENT	FY 2027 MILITARY CONSTRUCTION PROJECT DATA	2. DATE
AIR FORCE		MARCH 2026

3. INSTALLATION AND LOCATION	4. PROJECT TITLE
WHITEMAN AIR FORCE BASE MISSOURI	B-21 ADAL FIELD TRAINING DETACHMENT, B152

5. PROGRAM ELEMENT	6. CATEGORY CODE	7. PROJECT NUMBER	8. PROJECT COST ($000)
64015F	171-618	YWHG212102	89,000

PROJECT:
Construct B-21 Field Training Detachment

REQUIREMENT:
Whiteman Air Force Base is home to the 509th Bomb Wing, which operates the only B-2 Spirit Bomber in the United States' inventory. In September 2024, the Secretary of the Air Force announced Whiteman Air Force Base as the second Main Operating Base of the new B-21 Raider bomber. Due to variations in requirements and the projected number of new aircraft, Whiteman Air Force Base must accomplish many infrastructure upgrades to support the new bomber platform. Several upgrades will involve renovations to existing facilities, whereas others will require new construction. The Field Training Detachment is the single schoolhouse for aircraft maintainers to receive the necessary training and certification needed to perform work on the aircraft. The existing Field Training Detachment facility at Whiteman Air Force Base, Building 152, does not have adequate space for all B-21 cadre and students. Furthermore, the training spaces do not have adequate floor space or vertical clearance for several of the trainers currently in development for the B-21 training mission. A new facility is required to accommodate the full B-21 Field Training Detachment mission set. This is not a tenant or supported service requirement.

CURRENT SITUATION:
The existing B-2 Field Training Detachment, Building 152, shall remain in use for the remainder of the B-2 mission at Whiteman Air Force Base. The installation lacks any other available facilities that could be altered or expanded to satisfy this requirement. A new facility is required to house the training staff, specialized equipment, training resources, and study body of the B-21 Field Training Detachment. The site of the former Bowling Center which was recently demolished is well suited and adequately sized to receive the new facility. The location is situated in between unaccompanied housing and the flightline maintenance facilities where the trainees will eventually work. It is also in close proximity to base support facilities such as the Base Exchange, Commissary, and Stealth Lounge.

IMPACT IF NOT PROVIDED:
Without this facility, Whiteman will not be able to train aircraft maintainers prior to performing maintenance activities on live B-21 aircraft. B-21 maintainers will have to receive training elsewhere (at another B-21 installation) prior to their arrival. The Field Training Detachment facilities at other installations are not being sized or staffed adequately to handle the additional load incurred by adopting Whiteman's field training mission. Ultimately, the B-21 program as a whole will suffer aircraft maintenance delays as training staffs struggle to prepare students in inadequate facilities.

ADDITIONAL:
This project meets applicable criteria/scope specified in Department of the Air Force Manual 32-1084, Standard Facility Requirements. This design shall conform to criteria established in the Air Force Corporate Facilities Standards, the Installation Facilities Standards, but will not employ a standard facility design

1. COMPONENT	FY 2027 MILITARY CONSTRUCTION PROJECT DATA	2. DATE
AIR FORCE		MARCH 2026

3. INSTALLATION AND LOCATION	4. PROJECT TITLE
WHITEMAN AIR FORCE BASE MISSOURI	B-21 ADAL FIELD TRAINING DETACHMENT, B152

5. PROGRAM ELEMENT	6. CATEGORY CODE	7. PROJECT NUMBER	8. PROJECT COST ($000)
64015F	171-618	YWHG212102	89,000

because there is no Air Force standard facility design for this project and there is no applicable standard design from the Army Corps of Engineers. All reasonable alternatives were considered during the development of this project to include status quo, addition/alteration, and new construction. An approved economic analysis found that new construction is the most beneficial option to meet operational requirements. Sustainable principles, to include life-cycle cost-effective practices, will be integrated into the design, development, and construction of the project in accordance with Unified Facility Criteria 1-200-02, High Performance and Sustainable Building Requirements. This includes preparation of a life-cycle cost analysis for energy consuming systems, renewable energy generating systems, or when life-cycle cost effective is selected as the reason any requirement of Unified Facility Criteria 1-200-02 is partially compliant or not applicable. This project does not fall within or partly within the 100-year flood plain. Facility is sited in accordance with the Installation Development Plan and is within a compatible land use area. The construction growth offset for this requirement is 46,619 square feet.

509th Bomb Wing Base Civil Engineer: 660-687-3503

Field Training Detachment: 5,017 Square Meters = 54,003 Square Feet;
Demolition: 686 Square Meters = 7,384 Square Feet.

JOINT USE CERTIFICATION: Mission Requirements, operational considerations, and location are incompatible with use by other components.

Facility Condition Index: This is not a recapitalization project. No Facility Condition Index data exists for this facility type.

1. COMPONENT	FY 2027 MILITARY CONSTRUCTION PROJECT DATA	2. DATE
AIR FORCE		MARCH 2026

3. INSTALLATION AND LOCATION	4. PROJECT TITLE
WHITEMAN AIR FORCE BASE MISSOURI	B-21 ADAL FIELD TRAINING DETACHMENT, B152

5. PROGRAM ELEMENT	6. CATEGORY CODE	7. PROJECT NUMBER	8. PROJECT COST ($000)
64015F	171-618	YWHG212102	89,000

12. SUPPLEMENTAL DATA:

A. Estimated Execution Data:

(1) Acquisition Strategy: Design-Bid-Build

(2) Design Data

(a) Design or Request for Proposal(RFP) Started:	OCT/2023
(b) Percent of Design Completed as of SEP 2025:	65%
(c) Percent of Design Completed as of JAN 2026:	65%
(d) Design or RFP Complete:	MAY/2026
(e) Total Design Cost ($000):	13,350
(f) Energy Study and/or Life Cycle Cost Analysis	YES
(g) Standard or Definitive Design Used?	NO

(3) Construction Data:

(a) Contract Award:	APR/2027
(b) Construction Start:	MAY/2027
(c) Construction Complete:	NOV/2029

B. Equipment associated with this project which will be provided from other appropriations:

Equipment Nomenclature	Procuring Appropriation	Fiscal Year Appropriated Or Requested	Cost ($000)
FURNITURE, FIXTURES, & EQUIPME	3400	2028	3,000
ESS System	3080	2028	1,000

1. COMPONENT	FY 2027 MILITARY CONSTRUCTION PROJECT DATA	2. DATE
AIR FORCE		MARCH 2026

3. INSTALLATION AND LOCATION	4. PROJECT TITLE
WHITEMAN AIR FORCE BASE MISSOURI	B-21 WEAPONS LOAD TRAINER

5. PROGRAM ELEMENT	6. CATEGORY CODE	7. PROJECT NUMBER	8. PROJECT COST ($000)
64015F	171-875	YWHG212104	80,000

9. COST ESTIMATES

ITEM	UM	QUANTITY	UNIT COST	COST($000)
PRIMARY FACILITIES				59,090
MUNITIONS LOAD CREW TRAINING (171-875)	SM	5,595	10,331	(57,800)
ICD 705 PREMIUM	LS			(90)
CYBERSECURITY OF FACILITY-RELATED CONTROL SYS	LS			(1,200)
SUPPORTING FACILITIES				10,600
UTILITIES	LS			(3,000)
SITE PREPARATION	LS			(2,800)
SITE IMPROVEMENTS	LS			(4,000)
ROADS, SIDEWALKS, AND PARKING	LS			(600)
COMMUNICATIONS	LS			(200)
SUBTOTAL				69,690
CONTINGENCY (5.00%)				3,485
TOTAL CONTRACT COST				73,175
SUPERVISION, INSPECTION AND OVERHEAD (6.50%)				4,756
DESIGN DURING CONSTRUCTION				1,400
POST CONSTRUCTION AWARD SERVICES				800
TOTAL REQUEST				80,131
TOTAL REQUEST (ROUNDED)				80,000
EQUIPMENT FROM OTHER APPROPRIATIONS (NON-ADD)				(3,950)

10. DESCRIPTION OF PROPOSED CONSTRUCTION

This project will construct a new B-21 Weapons Load Trainer. Facility shall feature a secure area, administrative spaces, and classroom sized for eight people. All office, administrative, shop, and break room areas are to be air conditioned and heated to meet the standards for administrative spaces. The load trainer area will require proper air circulation and fume ventilation for the various diesel-powered pieces of equipment used within the facility. Training bays will consist of a steel frame with braced frames providing lateral support and a clear span roof structure with standing seam metal roof. Office and Shop structure will be load-bearing reinforced concrete masonry unit shear walls structurally independent from the training bay structure. Facility architecture will feature an integral color soldier course and running bond brick patterned veneer, and pre-finished vertical metal wall panels from top of brick to eave or peak. Pre-finished metal wall panel will have a stucco-embossed texture with color palette matching other adjacent facilities on the Whiteman Air Force Base airfield. Facilities will be designed as permanent construction in accordance with Department of War Unified Facilities Criteria 1-200-01. This project will comply with Department of War antiterrorism/force protection requirements per Unified Facilities Criteria 4-010-01.

Air Conditioning: 55 tons

11. REQ: 5,595 SM ADQT: 0 SUBSTD: 0

PROJECT:

Construct B-21 Weapons Load Trainer

1. COMPONENT	FY 2027 MILITARY CONSTRUCTION PROJECT DATA	2. DATE
AIR FORCE		MARCH 2026

3. INSTALLATION AND LOCATION	4. PROJECT TITLE
WHITEMAN AIR FORCE BASE MISSOURI	B-21 WEAPONS LOAD TRAINER

5. PROGRAM ELEMENT	6. CATEGORY CODE	7. PROJECT NUMBER	8. PROJECT COST ($000)
64015F	171-875	YWHG212104	80,000

REQUIREMENT:
Whiteman Air Force Base is home to the 509th Bomb Wing, which operates the only B-2 Spirit Bomber in the United States' inventory. In September 2024, the Secretary of the Air Force announced Whiteman Air Force Base as the second Main Operating Base of the new B-21 Raider bomber. Due to variations in requirements and the projected number of new aircraft, Whiteman Air Force Base must accomplish many infrastructure upgrades to support the new bomber platform. Several upgrades will involve renovations to existing facilities, whereas others will require new construction. The Weapons Load Trailer houses two exact replicas of the bomber undercarriage and weapons bay. In the bay, load crews undergo weapons loader training and certification to remain proficient at loading weapons onto the aircraft. Neither the existing weapons load trainer, nor other existing facilities can accommodate this requirement, therefore a new facility is required. This is not a tenant or supported service requirement.

CURRENT SITUATION:
This is a new mission requirement which is not currently being met at the installation. The existing B-2 Weapons Load Trainer is a single-bay facility, and cannot support B-21 operations due to differences in the bomb bays of the two aircraft. Due to the projected number of aircraft and operations tempo, the B-21 program requires a new, two-bay Weapons Load Trainer.

IMPACT IF NOT PROVIDED:
Without this facility, Whiteman Air Force Base would utilize Building 14 or convert another existing facility to serve as the B-21 Weapons Load Trainer. Use of Building 14 would severely limit load trainer capabilities as it is only a single-bay facility. Conversion of another facility, most likely a dock-pair, would eliminate critical parking spaces for other stealth bomber aircraft. This would drive a domino requirement to construct other bomber parking areas on the flightline. Use of Building 14 and another single-bay facility would result in disjointed operations, placing a great strain on training staff and training/certification processes.

ADDITIONAL:
This project meets applicable criteria/scope specified in Air Force Manual 32-1084, Standard Facility Requirements. This design shall conform to criteria established in the Air Force Corporate Facilities Standards, the Installation Facilities Standards, but will not employ a standard facility design because there is no Air Force standard facility design for this project and there is no applicable standard design from the Army Corps of Engineers. All reasonable alternatives were considered during the development of this project to include status quo, renovation, and construction of a single-bay facility. New construction of a full 2-bay facility is the only viable option to meet this requirement. A Waiver to an Economic Analysis has been approved for this project. Sustainable principles, to include life-cycle cost-effective practices, will be integrated into the design, development, and construction of the project in accordance with Unified Facility Criteria 1-200-02, High Performance and Sustainable Building Requirements. This includes preparation of a life-cycle cost analysis for energy consuming systems, renewable energy generating systems, or

1. COMPONENT	FY 2027 MILITARY CONSTRUCTION PROJECT DATA	2. DATE
AIR FORCE		MARCH 2026

3. INSTALLATION AND LOCATION	4. PROJECT TITLE
WHITEMAN AIR FORCE BASE MISSOURI	B-21 WEAPONS LOAD TRAINER

5. PROGRAM ELEMENT	6. CATEGORY CODE	7. PROJECT NUMBER	8. PROJECT COST ($000)
64015F	171-875	YWHG212104	80,000

when life-cycle cost effective is selected as the reason any requirement of Unified Facility Criteria 1-200-02 is partially compliant or not applicable. This project does not fall within or partly within the 100-year flood plain. Facility is sited in accordance with the Installation Development Plan and is within a compatible land use area. The construction growth offset for this requirement is 60,224 square feet.

509th Bomb Wing Base Civil Engineer: 660-687-3503

Munitions Load Crew Training: 5,595 Square Meters = 60,224 Square Feet.

JOINT USE CERTIFICATION: Mission Requirements, operational considerations, and location are incompatible with use by other components.

Facility Condition Index: This is not a recapitalization project. No Facility Condition Index data exists for this facility type.

1. COMPONENT	FY 2027 MILITARY CONSTRUCTION PROJECT DATA	2. DATE
AIR FORCE		MARCH 2026

3. INSTALLATION AND LOCATION	4. PROJECT TITLE
WHITEMAN AIR FORCE BASE MISSOURI	B-21 WEAPONS LOAD TRAINER

5. PROGRAM ELEMENT	6. CATEGORY CODE	7. PROJECT NUMBER	8. PROJECT COST ($000)
64015F	171-875	YWHG212104	80,000

12. SUPPLEMENTAL DATA:

A. Estimated Execution Data:

(1) Acquisition Strategy: Design-Bid-Build

(2) Design Data

(a) Design or Request for Proposal(RFP) Started:	AUG/2024
(b) Percent of Design Completed as of SEP 2025:	65%
(c) Percent of Design Completed as of JAN 2026:	95%
(d) Design or RFP Complete:	MAY/2026
(e) Total Design Cost ($000):	12,000
(f) Energy Study and/or Life Cycle Cost Analysis	YES
(g) Standard or Definitive Design Used?	NO

(3) Construction Data:

(a) Contract Award:	APR/2027
(b) Construction Start:	MAY/2027
(c) Construction Complete:	NOV/2029

B. Equipment associated with this project which will be provided from other appropriations:

Equipment Nomenclature	Procuring Appropriation	Fiscal Year Appropriated Or Requested	Cost ($000)
ESS System	3080	2028	550
FF&E	3400	2028	3,200
AV System	3400	2028	200

1. COMPONENT	FY 2027 MILITARY CONSTRUCTION PROGRAM	2. DATE (YYYYMMDD)
AIR FORCE		20260326

3. INSTALLATION AND LOCATION	4. COMMAND	5. AREA CONTRUCTION COST INDEX
MALMSTROM AIR FORCE BASE, MONTANA	AIR FORCE GLOBAL STRIKE COMMAND	1.09

6. PERSONNEL		(1) PERMANENT			(2) STUDENTS			(3) SUPPORTED			(4) TOTAL
		OFFICER	ENLISTED	CIVILIAN	OFFICER	ENLISTED	CIVILIAN	OFFICER	ENLISTED	CIVILIAN	
a. AS OF	30-Sep-25	475	2,869	631	0	0	0	17	134	6	4,132
b. END FY	30-Sep-30	474	2,903	633	0	0	0	17	134	6	4,167

7. INVENTORY DATA *($000)*

a. TOTAL ACREAGE	33,116.00
b. INVENTORY TOTAL AS OF 30-Sep-25	6,705,930.00
c. AUTHORIZATION NOT YET IN INVENTORY	20,000.00
d. AUTHORIZATION REQUESTED IN THIS PROGRAM	1,390,000.00
e. AUTHORIZATION INCLUDED IN FOLLOWING PROGRAM	172,000.00
f. PLANNED IN NEXT THREE PROGRAM YEARS	2,068,561.00
g. REMAINING DEFICIENCY	122,000.00
h. GRAND TOTAL	10,478,491.00

8. PROJECTS REQUESTED IN THIS PROGRAM

a. CATEGORY			b. COST ($000)	c. DESIGN STATUS	
(1) CODE	(2) PROJECT TITLE	(3) SCOPE		(1) START	(2) COMPLETE
911-146	SENTINEL LAND ACQUISITION	26,600 AC	43,500	N/A	N/A
212-216	SENTINEL OPERATIONS AND MAINTENANCE COMPLEX	16,738 SM	95,000	09/23	07/27

9. FUTURE PROJECTS

a. Included in Following Program (FY28): see attachment.

b. Planned Next Three Years (FY29, 30, 31): see attachment.

c. R&M Unfunded Requirements: Unavailable.

10. MISSION OR MAJOR FUNCTIONS

Malmstrom Air Force Base is home to the 341st Missile Wing of Air Force Global Strike Command and also home to the 819th Red Horse Squadron of Air Combat Command. The mission of the 341st Missile Wing is to defend America with safe, secure, effective nuclear forces and combat-ready Airmen. The 341st Missile Wing operates, maintains and secures 150 Intercontinental Ballistic Missiles positioned across 23,500-square miles of Montana. The wing also operates eight UH-1N Huey helicopters that perform nuclear convoy security and missile site support.

11. OUTSTANDING POLLUTION AND SAFETY DEFICIENCIES

N/A

DD FORM 1390, JUL 1999

PREVIOUS EDITION IS OBSOLETE.

1. COMPONENT	FY 2027 MILITARY CONSTRUCTION PROJECT DATA	2. DATE
AIR FORCE		MARCH 2026

3. INSTALLATION AND LOCATION	4. PROJECT TITLE
MALMSTROM AIR FORCE BASE MONTANA	SENTINEL LAND ACQUISITION, INC

5. PROGRAM ELEMENT	6. CATEGORY CODE	7. PROJECT NUMBER	8. PROJECT COST ($000)
11233F	911-146	NZAS233014	AUTH: 290,000 APPR: 43,500

9. COST ESTIMATES

ITEM	UM	QUANTITY	UNIT COST	COST($000)
PRIMARY FACILITIES				276,000
LAND FEE PURCHASE (911-146)	AC	26,600	10,376	(276,000)
SUPPORTING FACILITIES				
SUBTOTAL				276,000
CONTINGENCY (5.00%)				13,800
TOTAL CONTRACT COST				289,800
SUPERVISION, INSPECTION AND OVERHEAD (0.00%)				0
TOTAL REQUEST				289,800
TOTAL REQUEST (ROUNDED)				290,000
EQUIPMENT FROM OTHER APPROPRIATIONS (NON-ADD)				(0)

10. DESCRIPTION OF PROPOSED CONSTRUCTION

Acquire temporary and permanent interests in land to support new utilities and infrastructure for the Ground Based Strategic Deterrent, also known as Sentinel, weapon system, at Malmstrom Air Force Base, Montana. Sentinel land acquisitions are located throughout the state of Montana. Project will be accomplished in alignment with the Order of Service for retrofitting and converting Minuteman III launch facilities to accept the Sentinel weapon system.

11. REQ: 26,600 AC ADQT: 0 SUBSTD: 0

PROJECT:

Acquire sufficient interests in land to support deployment of Sentinel Land Acquisition communications network at Malmstrom Air Force Base. This request includes land acquisition for the Initial Operational Capability, Wing Complete, communication towers, and temporary laydown yards to procure sufficient interests in land to reach wing completion milestones and support the deployment of Sentinel. Reuse of existing United States Air Force owned utility corridors will substantially reduce the need for new perpetual easements. Estimated planning assumption for condemnation rates provided by most recent United States Army Corps of Engineers Real Estate Planning Report.

REQUIREMENT:

Malmstrom Air Force Base Real Estate Acquisitions; approximately 26,600 acres to support Ground Based Strategic Deterrent communications network. Easement widths of 16.5' for new perpetual easements totaling approximately 3,752 acres, and 83.5' for temporary construction easements adjacent to new and existing perpetual easements totaling approximately 22,848 acres. Temporary easement term is 7 years in duration. The length of the agreement is largely determined by post-construction restoration activities. An additional one-acre temporary laydown yard will need to be acquired adjacent to the 150 Launch Facilities and 8 Missile Alert Facilities to be converted. This requirement includes the acquisition of thirty-one (31) individual, 5-acre tower sites totaling approximately 155 acres. Thirty-three (33) Perpetual easements for access roads will also need to be acquired for access to tower sites.

Federal land acquisition rules require a fair market value payment to landowners.

1. COMPONENT	FY 2027 MILITARY CONSTRUCTION PROJECT DATA	2. DATE
AIR FORCE		MARCH 2026

3. INSTALLATION AND LOCATION	4. PROJECT TITLE
MALMSTROM AIR FORCE BASE MONTANA	SENTINEL LAND ACQUISITION, INC

5. PROGRAM ELEMENT	6. CATEGORY CODE	7. PROJECT NUMBER	8. PROJECT COST ($000)
11233F	911-146	NZAS233014	AUTH: 290,000 APPR: 43,500

Valuations of land are dependent upon location, real estate market conditions, state law, municipal zoning laws, and landowner documentation. Initial land valuations conducted by the United States Army Corps of Engineers in Real Estate Planning Report Phase 1 valued temporary construction easements at less than $500 an acre across the 341st Missile Wing area of operations. Additionally, land valuations must account for the economic impacts created by government activities. Furthermore, each transaction must balance the length of negotiations against the Conversion Order of Service established by Missile Alert Rate.

CURRENT SITUATION:
Current configuration of the Intercontinental Ballistic Missile field does not meet the Sentinel weapon system required to modernize the ground-based leg of the United States Nuclear Triad. Additional real estate must be purchased to meet weapon system requirements.

IMPACT IF NOT PROVIDED:
Intercontinental Ballistic Missile nuclear weapon modernization cannot start until real estate is purchased. Conversion of Minuteman III sites cannot begin without constructing utility corridors. Any delay to funding real estate acquisitions will greatly impact the Sentinel mission and severely affect the ability of the United State Air Force to deliver a $96B Major Defense Acquisition Program.

ADDITIONAL:
All reasonable alternatives were considered during the development of this project to include status quo, reduction of weapon system requirements, and land acquisition. New land acquisition and temporary construction easements are the only viable options to meet the Sentinel weapon system requirement for the Acquisition Category 1 program.

Base Civil Engineer: (406) 731-6188.

JOINT USE CERTIFICATION: Mission Requirements, operational considerations, and location are incompatible with use of other components.

1. COMPONENT	FY 2027 MILITARY CONSTRUCTION PROJECT DATA	2. DATE
AIR FORCE		MARCH 2026

3. INSTALLATION AND LOCATION	4. PROJECT TITLE
MALMSTROM AIR FORCE BASE MONTANA	SENTINEL LAND ACQUISITION, INC

5. PROGRAM ELEMENT	6. CATEGORY CODE	7. PROJECT NUMBER	8. PROJECT COST ($000)
11233F	911-146	NZAS233014	AUTH: 290,000 APPR: 43,500

12. SUPPLEMENTAL DATA:

A. Estimated Execution Data:

(1) Acquisition Strategy: Other
Land Acquisition

(2) Design Data

(a) Design or Request for Proposal(RFP) Started:	AUG/2024
(b) Percent of Design Completed as of SEP 2025:	N/A
(c) Percent of Design Completed as of JAN 2026:	N/A
(d) Design or RFP Complete:	AUG/2025
(e) Total Design Cost ($000):	0
(f) Energy Study and/or Life Cycle Cost Analysis	YES
(g) Standard or Definitive Design Used?	NO

(3) Construction Data:

(a) Contract Award:	MAR/2027
(b) Construction Start:	APR/2027
(c) Construction Complete:	APR/2031

C. Authorization and Appropriation Summary:

	Authorization $(000)	Auth of Approp $(000)	Appropriation $(000)
FY2027 Budget Request	290,000	43,500	43,500
Future Request	0	246,500	246,500
Total	290,000	290,000	290,000

MILCON Work-in-Progress (WIP) Curve – Automated Spend Plan

Project Information	
Project Title	Sentinel (GBSD) Land Acquisition, Inc
Installation	MALMSTROM AFB, MT MONTANA
Program Year (FY)	2027
Project #	NZAS233014

Financial Inputs & Derived Amounts ($000)	
Programmed Amount (PA)	290,000
SIOH Rate	0.0%
Contingency Rate	5.0%
SIOH Amount	0
Contingency Amount	14,500
Construction (PA less SIOH & Cont)	275,500
Total Increments	4

Key Dates (Calculated)	
Begin Date (FY Start)	Oct 1, 2026
Award Date (Assumed)	Mar 1, 2027
Complete Date (Award + POP; set to 1st of month)	Apr 1, 2031
Award Month (1st of month)	Mar 1, 2027
Complete Month (1st of month)	Apr 1, 2031
Period of Performance	1492

Funding & Obligation Increments ($000)

Increment	Amount ($000)	Funding Date	Obligation Date
Increment 1	43,500	Jan 1, 2027	Apr 1, 2027
Increment 2	87,000	Oct 1, 2027	Jan 1, 2028
Increment 3	87,000	Oct 1, 2028	Jan 1, 2029
Increment 4	72,500	Oct 1, 2029	Jan 1, 2030
Total Funding	290,000	Check vs PA	0

Outlay Curve Controls (Adjust if needed)	
Outlay Curve Steepness (k)	5.0
Normalized Logistic Base (t=0)	0.07585818
Normalized Logistic Top (t=1)	0.92414182
Total Outlay ($000) (assumed = PA)	290,000

Monthly Cash Flow (Automated from Spend Plan)

Project: Sentinel (GBSD) Land Acquisition, Inc

Month	Funding ($000)	Obligation ($000)	Outlay ($000)	Cumulative Funding	Cumulative Obligation	Cumulative Outlay
Oct 2026	0	0	0	0	0	0
Nov 2026	0	0	0	0	0	0
Dec 2026	0	0	0	0	0	0
Jan 2027	43,500	0	0	43,500	0	0
Feb 2027	0	0	0	43,500	0	0
Mar 2027	0	0	2,501	43,500	0	2,501
Apr 2027	0	43,500	2,718	43,500	43,500	5,219
May 2027	0	0	2,949	43,500	43,500	8,168
Jun 2027	0	0	3,195	43,500	43,500	11,363
Jul 2027	0	0	3,455	43,500	43,500	14,818
Aug 2027	0	0	3,728	43,500	43,500	18,546
Sep 2027	0	0	4,014	43,500	43,500	22,561
Oct 2027	87,000	0	4,312	130,500	43,500	26,873
Nov 2027	0	0	4,621	130,500	43,500	31,494
Dec 2027	0	0	4,938	130,500	43,500	36,432
Jan 2028	0	87,000	5,262	130,500	130,500	41,693
Feb 2028	0	0	5,589	130,500	130,500	47,283
Mar 2028	0	0	5,918	130,500	130,500	53,200
Apr 2028	0	0	6,244	130,500	130,500	59,444
May 2028	0	0	6,564	130,500	130,500	66,009
Jun 2028	0	0	6,875	130,500	130,500	72,883
Jul 2028	0	0	7,171	130,500	130,500	80,054
Aug 2028	0	0	7,448	130,500	130,500	87,502
Sep 2028	0	0	7,703	130,500	130,500	95,205
Oct 2028	87,000	0	7,930	217,500	130,500	103,135
Nov 2028	0	0	8,127	217,500	130,500	111,262
Dec 2028	0	0	8,289	217,500	130,500	119,551
Jan 2029	0	87,000	8,413	217,500	217,500	127,963
Feb 2029	0	0	8,497	217,500	217,500	136,460
Mar 2029	0	0	8,540	217,500	217,500	145,000
Apr 2029	0	0	8,540	217,500	217,500	153,540
May 2029	0	0	8,497	217,500	217,500	162,037
Jun 2029	0	0	8,413	217,500	217,500	170,449
Jul 2029	0	0	8,289	217,500	217,500	178,738
Aug 2029	0	0	8,127	217,500	217,500	186,865
Sep 2029	0	0	7,930	217,500	217,500	194,795
Oct 2029	72,500	0	7,703	290,000	217,500	202,498
Nov 2029	0	0	7,448	290,000	217,500	209,946
Dec 2029	0	0	7,171	290,000	217,500	217,117
Jan 2030	0	72,500	6,875	290,000	290,000	223,991
Feb 2030	0	0	6,564	290,000	290,000	230,556
Mar 2030	0	0	6,244	290,000	290,000	236,800
Apr 2030	0	0	5,918	290,000	290,000	242,717
May 2030	0	0	5,589	290,000	290,000	248,307
Jun 2030	0	0	5,262	290,000	290,000	253,568
Jul 2030	0	0	4,938	290,000	290,000	258,506
Aug 2030	0	0	4,621	290,000	290,000	263,127
Sep 2030	0	0	4,312	290,000	290,000	267,439
Oct 2030	0	0	4,014	290,000	290,000	271,454
Nov 2030	0	0	3,728	290,000	290,000	275,182
Dec 2030	0	0	3,455	290,000	290,000	278,637
Jan 2031	0	0	3,195	290,000	290,000	281,832
Feb 2031	0	0	2,949	290,000	290,000	284,781
Mar 2031	0	0	2,718	290,000	290,000	287,499
Apr 2031	0	0	2,501	290,000	290,000	290,000
TOTAL	**290,000**	**290,000**	**290,000**			

Cumulative WIP Curve

Project: Sentinel (GBSD) Land Acquisition, Inc
Program Year: 2027

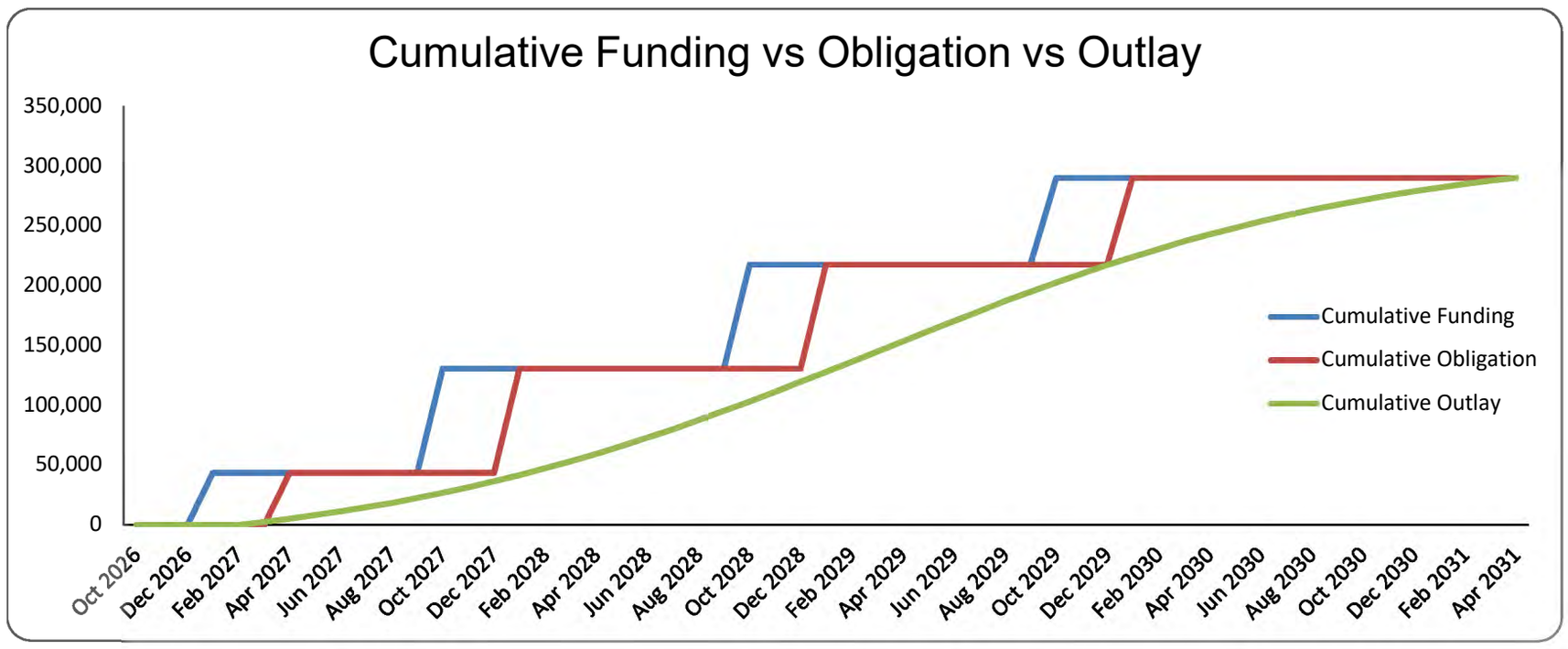

1. COMPONENT	FY 2027 MILITARY CONSTRUCTION PROJECT DATA	2. DATE
AIR FORCE		MARCH 2026

3. INSTALLATION AND LOCATION	4. PROJECT TITLE
MALMSTROM AIR FORCE BASE MONTANA	SENTINEL OPERATIONS AND MAINTENANCE COMPLEX

5. PROGRAM ELEMENT	6. CATEGORY CODE	7. PROJECT NUMBER	8. PROJECT COST ($000)
11233F	212-216	NZAS220028	AUTH: 1,100,000 APPR: 95,000

9. COST ESTIMATES

ITEM	UM	QUANTITY	UNIT COST	COST($000)
PRIMARY FACILITIES				594,301
SHOP, MISSILE SERVICE (212-216)	SM	16,738	13,610	(227,804)
MISSILE OPERATIONS BUILDING (141-911)	SM	7,401	16,663	(123,323)
HIGH-BAY TECHNICAL TRAINING (171-625)	SM	8,031	15,387	(123,573)
MISSILE TRANSFER BUILDING (141-915)	SM	2,287	12,666	(28,967)
HEMP SHIELDING	LS			(22,930)
VEHICLE OPERATIONS HEATED PARKING (214-426)	SM	2,567	11,131	(28,573)
ALTER TELECOMMUNICATIONS FACILITY (131-111)	SM	132	51,733	(6,829)
Total from Continuation page(s)				(32,302)
SUPPORTING FACILITIES				367,628
UTILITIES	LS			(119,526)
SITE PREPARATION	LS			(42,277)
SPECIAL FOUNDATION	LS			(32,903)
SITE IMPROVEMENTS	LS			(48,400)
COMMUNICATIONS	LS			(44,559)
PAVEMENTS	LS			(8,000)
GENERATOR (INTEGRATED TRAINING CENTER)	KW	2,000	2,208	(4,416)
GENERATOR (WING COMMAND CENTER)	KW	1,250	2,246	(2,808)
CONSTRUCTION SECURITY SURVEILANCE	LS			(20,653)
NORTHWEST ENERGY	LS			(15,000)
ELECTRIC SUBSTATION	LS			(26,734)
BASE HAZARDOUS STORAGE	LS			(2,352)
SUBTOTAL				961,929
CONTINGENCY (5.00%)				48,096
TOTAL CONTRACT COST				1,010,025
SUPERVISION, INSPECTION AND OVERHEAD (6.50%)				65,652
DESIGN DURING CONSTRUCTION				9,619
POST CONSTRUCTION AWARD SERVICES				14,429
TOTAL REQUEST				1,099,725
TOTAL REQUEST (ROUNDED)				1,100,000
EQUIPMENT FROM OTHER APPROPRIATIONS (NON-ADD)				(78,044)

10. DESCRIPTION OF PROPOSED CONSTRUCTION

Construct four primary operational/training facilities for the deployment and sustained operations of the Sentinel Ground Based Strategic Deterrent Intercontinental Ballistic Missile system at Malmstrom Air Force Base.

- Construct Wing Command Center to Intelligence Community Directive 705 technical specifications with emergency power and mitigation measures to counter direct hostile threats, High-altitude Electromagnetic Pulse events, and Chemical, Biological, Radiological threats to ensure 24-hour operations and survivability.

- Construct Consolidated Maintenance Facility to house the Missile Maintenance Squadron and provide administrative space, shops, a transporter/erector test facility, drive-thru high bays for Transporter/Erector's, Payload Transporter's, M-vans, a vault and secure storage areas built to Intelligence Community Directive

1. COMPONENT	FY 2027 MILITARY CONSTRUCTION PROJECT DATA	2. DATE
AIR FORCE		MARCH 2026

3. INSTALLATION AND LOCATION	4. PROJECT TITLE
MALMSTROM AIR FORCE BASE MONTANA	SENTINEL OPERATIONS AND MAINTENANCE COMPLEX

5. PROGRAM ELEMENT	6. CATEGORY CODE	7. PROJECT NUMBER	8. PROJECT COST ($000)
11233F	212-216	NZAS220028	AUTH: 1,100,000 APPR: 95,000

9. COST ESTIMATES (CONTINUED)

ITEM	UM	QUANTITY	UNIT COST	COST ($000)
PRIMARY FACILITIES (CONTINUED)				
TEST CELL (211-183)	SM	91	27,304	(2,485)
ICD 705 PREMIUM	LS			(20,482)
CYBERSECURITY OF FACILITY-RELATED CONTROL SYS	LS			(9,335)
			Total	32,302

705 technical standards, a loading dock, and shipping and receiving areas with forklift movements area. Bays include overhead cranes and vehicle exhaust systems.

- Construct Integrated Training Center designed to house Sentinel specific equipment and training devices used for wing-level maintenance, security forces, cyber defense, and operations training into a single, purpose-built facility. The facility includes both high-bay and single-story technical training labs, shops, and classrooms built to Intelligence Community Directive 705 technical specifications.

- Construct a Missile Handling Complex which includes two facilities, the Missile Handling Facility and the Transporter Storage and Administration Facility. Additionally, the Missile Handling Facility will also require upgrades to the access roads, utilities, and two supporting outdoor storage and holding pads. The Missile Handling Facility is intended to store missile elements. The entire Missile Handling Facility is classified as Secret Collateral and will be located within a controlled booster handling and storage area, while the Transporter Storage and Administration Facility includes both secure and unclassified controlled spaces.

- Construct support structures and utility conveyances for facilities as well as construct an Integrated Technical Network facility, switchgear control building, tower booster station, emergency pump station and remodel existing Technical Network facility. Utility systems include a water tower, water, sanitary sewer including 12 manholes and 36 manhole repairs, gas including gas meter and regulator, electric including new switchgear/control station, and telecom including 36 manholes.

Construction of these facilities includes facility electrical, mechanical, water, sewer, fire and lighting protection systems, security systems, and NIPR and SIPR communications systems. Overall site improvements include clearing, grubbing, grading, minor demolition, drainage, utility and communications connections, plus access paving, parking, and walkways as applicable. Use of a generator for the Tower Pump Station and the new ITN Building approved by AFCEC/CF.

Facilities will be designed as permanent construction in accordance with

1. COMPONENT	FY 2027 MILITARY CONSTRUCTION PROJECT DATA	2. DATE
AIR FORCE		MARCH 2026

3. INSTALLATION AND LOCATION	4. PROJECT TITLE
MALMSTROM AIR FORCE BASE MONTANA	SENTINEL OPERATIONS AND MAINTENANCE COMPLEX

5. PROGRAM ELEMENT	6. CATEGORY CODE	7. PROJECT NUMBER	8. PROJECT COST ($000)
11233F	212-216	NZAS220028	AUTH: 1,100,000 APPR: 95,000

Department of War Unified Facilities Criteria 1-200-01. This project will comply with Department of War antiterrorism/ force protection requirements per Unified Facilities Criteria 4-010-01.

Air Conditioning:

Wing Command Center	210 tons
Missile Handling Complex	65 tons
Consolidated Maintenance Facility	540 tons
Integrated Training Center	510 tons
ITN Sentinel	30 tons
Renovate Existing ITN 145	30 tons

11. REQ: 16,738 SM ADQT: 0 SUBSTD: 0

PROJECT:
Sentinel Ground Based Strategic Deterrent deployment at Malmstrom Air Force Base.

REQUIREMENT:
This project provides necessary command, maintenance, training, and missile handling facilities for the Sentinel (GBSD) Intercontinental Ballistic Missile (ICBM) to replace the current Minuteman III (MMIII) ICBM over the next two decades. The Sentinel (GBSD) Wing Command Center is necessary to provide centralized operations for: day-to-day mission control, status and security monitoring, weapons systems management, cyber defense, and completing the real-time, tailored leadership picture. The Consolidated Maintenance Facility centralizes all Sentinel maintenance functions under one roof while the Integrated Training Center is required to consolidate all Sentinel wing-level operational, maintenance, security forces, and cyber-defense training into one facility where airmen train together in a collaborative environment on Sentinel (GBSD) unique systems and devices. The Missile Handling Complex is designed to accommodate the Sentinel (GBSD) ICBM system which uses different handling methods and security levels than the current MMIII system.

These Sentinel (GBSD) purpose-designed and built facilities are necessary to improve interaction, collaboration, and efficiency in conducting day-to-day operations, maintenance, and training; they replace outdated, inadequately sized MMIII facilities; they improve working conditions and thus airmen retention; and they directly support the Nations continued commitment to strategic deterrence.

This is not a tenant or supported service requirement.

CURRENT SITUATION:
The current Minuteman III ICBM system will remain operational during transition to the new Sentinel (GBSD) ICBM system and existing facilities will neither be available nor satisfy the specific facility requirements of the new Sentinel (GBSD) ICBM system. There is no current equivalent to the Wing Command Center for coordinating day-to-day operations and providing a tailored leadership picture.

1. COMPONENT	FY 2027 MILITARY CONSTRUCTION PROJECT DATA	2. DATE
AIR FORCE		MARCH 2026

3. INSTALLATION AND LOCATION	4. PROJECT TITLE
MALMSTROM AIR FORCE BASE MONTANA	SENTINEL OPERATIONS AND MAINTENANCE COMPLEX

5. PROGRAM ELEMENT	6. CATEGORY CODE	7. PROJECT NUMBER	8. PROJECT COST ($000)
11233F	212-216	NZAS220028	AUTH: 1,100,000 APPR: 95,000

Presently, missile handling, maintenance, and training activities are spread across multiple locations in facilities which are often substandard with obsolete systems. Lack of consolidated, purpose-designed facilities upsets efficient, effective, and coordinated workflow, complicating or hindering operations, and resulting in delays and limitations.

IMPACT IF NOT PROVIDED:
This project is mission-critical to the on-time transition from the Minuteman III to the Sentinel Ground Based Strategic Deterrent weapons system at Malmstrom Air Force Base. Without these correctly sized and configured facilities, the deployment of the Sentinel Ground Based Strategic Deterrent weapons system that is vital to the defense and security of the United States and its allies will be delayed.

ADDITIONAL:
This project meets applicable criteria/scope specified in Department of the Air Force Manual 32-1084, Standard Facility Requirements and the design conforms to criteria established in the Air Force Corporate Facilities Standards and the Installation Facilities Standards. However, as the Sentinel (GBSD) missile system is a new weapons system there are no existing standard Air Force facility designs. Consequently, this project uses facility designs specifically developed by the Air Force Nuclear Weapons Center in coordination with Air Force Global Strike Command and the Air Force Civil Engineer Center for the Sentinel (GBSD) deployment at FE Warren Air Force Base to achieve commonality across the enterprise. A waiver to an economic analysis has been approved for this project. Sustainable principles, to include life-cycle cost-effective practices, will be integrated into the design, development, and construction of the project in accordance with Unified Facilities Criteria 1-200-02, High Performance and Sustainable Building Requirements. This includes preparation of a life-cycle cost analysis for energy consuming systems, renewable energy generating systems, or whenever life-cycle cost effective is selected as the reason any requirement of Unified Facilities Criteria 1-200-02 is partially compliant or not applicable. This project does not fall within or partly within the 100-year flood plain. This project is sited in accordance with the Installation Development Plan, is within a compatible land use area. Supporting Facilities exceed 25% of the Primary Facilities total due to continued growth of existing base utility demand and need to maintain current capacity while expending for the needs of the Sentinel project. The construction growth offset for this requirement is 372,313 square feet.

Base Civil Engineer: 406-731-6188

Shop, Missile Service: 16,738 SM = 180,166 SF;
Missile Operations Building: 7,401 SM = 79,664 SF;
High-Bay Technical Training: 8,031 SM = 86,445 SF;
Missile Transfer Building: 2,287 SM = 24,617 SF;
Vehicle Operations Heated Parking: 2,567 SM = 27,631 SF;

1. COMPONENT	FY 2027 MILITARY CONSTRUCTION PROJECT DATA	2. DATE
AIR FORCE		MARCH 2026

3. INSTALLATION AND LOCATION	4. PROJECT TITLE
MALMSTROM AIR FORCE BASE MONTANA	SENTINEL OPERATIONS AND MAINTENANCE COMPLEX

5. PROGRAM ELEMENT	6. CATEGORY CODE	7. PROJECT NUMBER	8. PROJECT COST ($000)
11233F	212-216	NZAS220028	AUTH: 1,100,000 APPR: 95,000

Alter Telecommunications Facility: 132 SM = 1,421 SF;
Test Cell: 91 SM = 980 SF.

JOINT USE CERTIFICATION: Mission Requirements, operational considerations, and location are incompatible with use by other components.

Facility Condition Index: This is not a recapitalization project. No facility condition index exists for this facility type.

1. COMPONENT	FY 2027 MILITARY CONSTRUCTION PROJECT DATA	2. DATE
AIR FORCE		MARCH 2026

3. INSTALLATION AND LOCATION	4. PROJECT TITLE
MALMSTROM AIR FORCE BASE MONTANA	SENTINEL OPERATIONS AND MAINTENANCE COMPLEX

5. PROGRAM ELEMENT	6. CATEGORY CODE	7. PROJECT NUMBER	8. PROJECT COST ($000)
11233F	212-216	NZAS220028	AUTH: 1,100,000 APPR: 95,000

12. SUPPLEMENTAL DATA:

A. Estimated Execution Data:

(1) Acquisition Strategy: Design-Bid-Build

(2) Design Data

(a) Design or Request for Proposal(RFP) Started:	SEP/2023
(b) Percent of Design Completed as of SEP 2025:	35%
(c) Percent of Design Completed as of JAN 2026:	65%
(d) Design or RFP Complete:	JUL/2027
(e) Total Design Cost ($000):	42,401
(f) Energy Study and/or Life Cycle Cost Analysis	YES
(g) Standard or Definitive Design Used?	YES

(3) Construction Data:

(a) Contract Award:	MAY/2027
(b) Construction Start:	AUG/2027
(c) Construction Complete:	JUL/2032

B. Equipment associated with this project which will be provided from other appropriations:

Equipment Nomenclature	Procuring Appropriation	Fiscal Year Appropriated Or Requested	Cost ($000)
Furniture, Fixtures, & Equipme	3080	2030	22,097
UPS Equipment	3080	2030	1,372
Electronic Security System	3080	2030	3,950
Audio-Visual Equipment	3080	2030	24,615
Site Security/Surveillance	3080	2027	9,499
Communications Equipment	3080	2030	6,112
IT Equipment	3080	2030	9,199
Weapons System Installation	3080	2030	1,200

C. Authorization and Appropriation Summary:

	Authorization $(000)	Auth of Approp $(000)	Appropriation $(000)
FY2027 Budget Request	1,100,000	95,000	95,000
Future Request	0	1,005,000	1,005,000
Total	1,100,000		1,100,000

MILCON Work-in-Progress (WIP) Curve – Automated Spend Plan

Project Information	
Project Title	SENTINEL OPERATIONS AND MAINTENANCE COMPLEX
Installation	MALMSTROM AIR FORCE BASEMONTANA
Program Year (FY)	2027
Project #	NZAS220028

Financial Inputs & Derived Amounts ($000)	
Programmed Amount (PA)	1,100,000
SIOH Rate	6.5%
Contingency Rate	5.0%
SIOH Amount	71,500
Contingency Amount	55,000
Construction (PA less SIOH & Cont)	973,500
Total Increments	6
Key Dates (Calculated)	
Begin Date (FY Start)	Oct 1, 2026
Award Date (Assumed)	May 1, 2027
Complete Date (Award + POP; set to 1st of month)	Jul 1, 2032
Award Month (1st of month)	May 1, 2027
Complete Month (1st of month)	Jul 1, 2032
Period of Performance	1888

Funding & Obligation Increments ($000)

Increment	Amount ($000)	Funding Date	Obligation Date
Increment 1	95,000	Jan 1, 2027	Apr 1, 2027
Increment 2	379,000	Oct 1, 2027	Jan 1, 2028
Increment 3	440,000	Oct 1, 2028	Jan 1, 2029
Increment 4	156,000	Oct 1, 2029	Jan 1, 2030
Increment 5	17,000	Oct 1, 2030	Jan 1, 2031
Increment 6	13,000	Oct 1, 2031	Jan 1, 2032
Total Funding	**1,100,000**	**Check vs PA**	**0**

Outlay Curve Controls (Adjust if needed)	
Outlay Curve Steepness (k)	8.0
Normalized Logistic Base (t=0)	0.01798621
Normalized Logistic Top (t=1)	0.98201379
Total Outlay ($000) (assumed = PA)	1,100,000

Monthly Cash Flow (Automated from Spend Plan)

Project: SENTINEL OPERATIONS AND MAINTENANCE COMPLEX

Month	Funding ($000)	Obligation ($000)	Outlay ($000)	Cumulative Funding	Cumulative Obligation	Cumulative Outlay
Oct 2026	0	0	0	0	0	0
Nov 2026	0	0	0	0	0	0
Dec 2026	0	0	0	0	0	0
Jan 2027	95,000	0	0	95,000	0	0
Feb 2027	0	0	0	95,000	0	0
Mar 2027	0	0	0	95,000	0	0
Apr 2027	0	95,000	0	95,000	95,000	0
May 2027	0	0	2,722	95,000	95,000	2,722
Jun 2027	0	0	3,075	95,000	95,000	5,797
Jul 2027	0	0	3,471	95,000	95,000	9,268
Aug 2027	0	0	3,914	95,000	95,000	13,182
Sep 2027	0	0	4,411	95,000	95,000	17,593
Oct 2027	379,000	0	4,966	474,000	95,000	22,559
Nov 2027	0	0	5,585	474,000	95,000	28,144
Dec 2027	0	0	6,272	474,000	95,000	34,416
Jan 2028	0	379,000	7,035	474,000	474,000	41,451
Feb 2028	0	0	7,878	474,000	474,000	49,328
Mar 2028	0	0	8,806	474,000	474,000	58,134
Apr 2028	0	0	9,824	474,000	474,000	67,958
May 2028	0	0	10,936	474,000	474,000	78,895
Jun 2028	0	0	12,145	474,000	474,000	91,040
Jul 2028	0	0	13,451	474,000	474,000	104,491
Aug 2028	0	0	14,852	474,000	474,000	119,342
Sep 2028	0	0	16,345	474,000	474,000	135,687
Oct 2028	440,000	0	17,923	914,000	474,000	153,610
Nov 2028	0	0	19,575	914,000	474,000	173,185
Dec 2028	0	0	21,286	914,000	474,000	194,471
Jan 2029	0	440,000	23,037	914,000	914,000	217,509
Feb 2029	0	0	24,805	914,000	914,000	242,314
Mar 2029	0	0	26,562	914,000	914,000	268,876
Apr 2029	0	0	28,275	914,000	914,000	297,151
May 2029	0	0	29,910	914,000	914,000	327,062
Jun 2029	0	0	31,430	914,000	914,000	358,492
Jul 2029	0	0	32,797	914,000	914,000	391,289
Aug 2029	0	0	33,975	914,000	914,000	425,264
Sep 2029	0	0	34,930	914,000	914,000	460,194
Oct 2029	156,000	0	35,634	1,070,000	914,000	495,828
Nov 2029	0	0	36,066	1,070,000	914,000	531,894
Dec 2029	0	0	36,212	1,070,000	914,000	568,106
Jan 2030	0	156,000	36,066	1,070,000	1,070,000	604,172
Feb 2030	0	0	35,634	1,070,000	1,070,000	639,806
Mar 2030	0	0	34,930	1,070,000	1,070,000	674,736
Apr 2030	0	0	33,975	1,070,000	1,070,000	708,711
May 2030	0	0	32,797	1,070,000	1,070,000	741,508
Jun 2030	0	0	31,430	1,070,000	1,070,000	772,938
Jul 2030	0	0	29,910	1,070,000	1,070,000	802,849
Aug 2030	0	0	28,275	1,070,000	1,070,000	831,124
Sep 2030	0	0	26,562	1,070,000	1,070,000	857,686
Oct 2030	17,000	0	24,805	1,087,000	1,070,000	882,491
Nov 2030	0	0	23,037	1,087,000	1,070,000	905,529
Dec 2030	0	0	21,286	1,087,000	1,070,000	926,815
Jan 2031	0	17,000	19,575	1,087,000	1,087,000	946,390
Feb 2031	0	0	17,923	1,087,000	1,087,000	964,313
Mar 2031	0	0	16,345	1,087,000	1,087,000	980,658
Apr 2031	0	0	14,852	1,087,000	1,087,000	995,509
May 2031	0	0	13,451	1,087,000	1,087,000	1,008,960
Jun 2031	0	0	12,145	1,087,000	1,087,000	1,021,105
Jul 2031	0	0	10,936	1,087,000	1,087,000	1,032,042
Aug 2031	0	0	9,824	1,087,000	1,087,000	1,041,866

Sep 2031	0	0	8,806	1,087,000	1,087,000	1,050,672
Oct 2031	13,000	0	7,878	1,100,000	1,087,000	1,058,549
Nov 2031	0	0	7,035	1,100,000	1,087,000	1,065,584
Dec 2031	0	0	6,272	1,100,000	1,087,000	1,071,856
Jan 2032	0	13,000	5,585	1,100,000	1,100,000	1,077,441
Feb 2032	0	0	4,966	1,100,000	1,100,000	1,082,407
Mar 2032	0	0	4,411	1,100,000	1,100,000	1,086,818
Apr 2032	0	0	3,914	1,100,000	1,100,000	1,090,732
May 2032	0	0	3,471	1,100,000	1,100,000	1,094,203
Jun 2032	0	0	3,075	1,100,000	1,100,000	1,097,278
Jul 2032	0	0	2,722	1,100,000	1,100,000	1,100,000
	0	0	0	1,100,000	1,100,000	1,100,000
	0	0	0	1,100,000	1,100,000	1,100,000
	0	0	0	1,100,000	1,100,000	1,100,000
	0	0	0	1,100,000	1,100,000	1,100,000
	0	0	0	1,100,000	1,100,000	1,100,000
	0	0	0	1,100,000	1,100,000	1,100,000
	0	0	0	1,100,000	1,100,000	1,100,000
	0	0	0	1,100,000	1,100,000	1,100,000
	0	0	0	1,100,000	1,100,000	1,100,000
	0	0	0	1,100,000	1,100,000	1,100,000
	0	0	0	1,100,000	1,100,000	1,100,000
TOTAL	**1,100,000**	**1,100,000**	**1,100,000**			

Cumulative WIP Curve

Project: SENTINEL OPERATIONS AND MAINTENANCE COMPLEX
Program Year: 2027

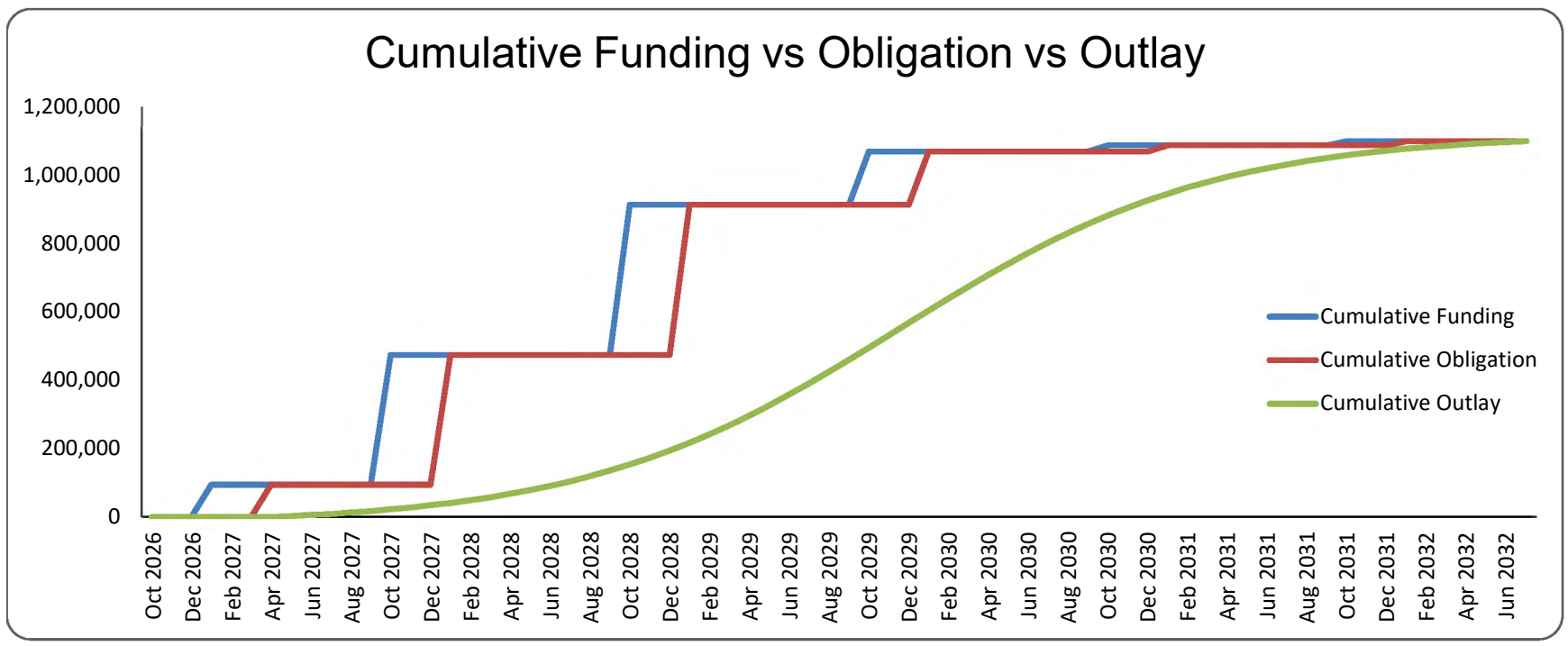

1. COMPONENT	FY 2027 MILITARY CONSTRUCTION PROGRAM	2. DATE (YYYYMMDD)
AIR FORCE		20260326

3. INSTALLATION AND LOCATION	4. COMMAND	5. AREA CONTRUCTION COST INDEX
NELLIS AIR FORCE BASE, NEVADA	AIR COMBAT COMMAND	1.20

6. PERSONNEL		(1) PERMANENT			(2) STUDENTS			(3) SUPPORTED			(4) TOTAL
		OFFICER	ENLISTED	CIVILIAN	OFFICER	ENLISTED	CIVILIAN	OFFICER	ENLISTED	CIVILIAN	
a. AS OF	30-Sep-25	1,231	4,959	1,037	84	24	0	619	1,996	664	10,614
b. END FY	30-Sep-29	1,235	4,950	860	1,350	300	0	591	1,698	648	11,632

7. INVENTORY DATA *($000)*

a. TOTAL ACREAGE	2,978,902.00
b. INVENTORY TOTAL AS OF 30-Sep-25	11,351,748.00
c. AUTHORIZATION NOT YET IN INVENTORY	0.00
d. AUTHORIZATION REQUESTED IN THIS PROGRAM	1,057,200.00
e. AUTHORIZATION INCLUDED IN FOLLOWING PROGRAM	0.00
f. PLANNED IN NEXT THREE PROGRAM YEARS	16,500.00
g. REMAINING DEFICIENCY	238,000.00
h. GRAND TOTAL	12,663,448.00

8. PROJECTS REQUESTED IN THIS PROGRAM

a. CATEGORY			b. COST ($000)	c. DESIGN STATUS	
(1) CODE	(2) PROJECT TITLE	(3) SCOPE		(1) START	(2) COMPLETE
211-111	F-47 Operational Test Inc	5,850	730,700	Mar 2026	Sep 2026

9. FUTURE PROJECTS

310-916 F-35 Data Lab Support Facility (965 SM/$16,500)
211-111 F-47 Operational Test, Inc (5,850 SM/$326,500)

10. MISSION OR MAJOR FUNCTIONS

The "Home of the Fighter Pilot" Nellis Air Force Base is home to the United States Air Force Warfare Center, the largest and most demanding advanced air combat training mission in the world. At Nellis, we provide training for composite strike forces which include every type

11. OUTSTANDING POLLUTION AND SAFETY DEFICIENCIES

None

DD FORM 1390, JUL 1999

PREVIOUS EDITION IS OBSOLETE.

1. COMPONENT	FY 2027 MILITARY CONSTRUCTION PROJECT DATA	2. DATE
AIR FORCE		MARCH 2026

3. INSTALLATION AND LOCATION	4. PROJECT TITLE
NELLIS AIR FORCE BASE NEVADA	F-47 Operational Test

5. PROGRAM ELEMENT	6. CATEGORY CODE	7. PROJECT NUMBER	8. PROJECT COST ($000)
27110F	211-111	RKMF273007	AUTH: 1,057,200 APPR: 730,700

9. COST ESTIMATES

ITEM	UM	QUANTITY	UNIT COST	COST($000)
PRIMARY FACILITIES				645,020
HANGAR, MAINTENANCE (211-111)	SM	5,850	10,798	(63,168)
FUEL SYSTEM MAINTENANCE DOCK (211-179)	SM	1,861	10,819	(20,134)
AIRCRAFT CORROSION CONTROL (211-159)	SM	2,302	12,024	(27,679)
AIRCRAFT WASHRACK (116-672)	SM	775	8,926	(6,918)
SQUADRON OPERATIONS (141-753)	SM	4,193	13,239	(55,511)
SHOP, AIRCRAFT MAINTENANCE, ORGANIZATIONAL (211-154)	SM	3,155	6,674	(21,056)
SHOP, AIRCRAFT GENERAL PURPOSE (211-152)	SM	803	11,921	(9,573)
Total from Continuation page(s)				(440,981)
SUPPORTING FACILITIES				247,503
UTILITIES	LS			(133,444)
SITE PREPARATION	LS			(14,139)
ROADS, SIDEWALKS, AND PARKING	LS			(48,153)
SITE IMPROVEMENTS	LS			(9,080)
COMMUNICATIONS	LS			(5,737)
GENERATOR	LS			(1,084)
AIRCRAFT SHELTER ALLIED SUPPORT	LS			(2,870)
RELOCATE PRIVATE FUEL LINE	LS			(8,372)
FENCING	LS			(2,869)
OVER HEAD PROTECTION	LS			(354)
COMMISSIONING	LS			(108)
ENVIRONMENTAL REMEDIATION	LS			(19,689)
RECRATION AREA FOR DORM	LS			(1,604)
SUBTOTAL				892,523
CONTINGENCY (5.00%)				44,626
TOTAL CONTRACT COST				937,149
SUPERVISION, INSPECTION AND OVERHEAD (6.50%)				60,915
DESIGN/BUILD - DESIGN COST (4.00% OF SUBTOTAL)				35,701
CONSTRUCTION SECURITY SURVEILLANCE				23,428
TOTAL REQUEST				1,057,193
TOTAL REQUEST (ROUNDED)				1,057,000
EQUIPMENT FROM OTHER APPROPRIATIONS (NON-ADD)				(84,826)

10. DESCRIPTION OF PROPOSED CONSTRUCTION

This project intends to leverage the authorities granted in the Fiscal Year 2026 National Defense Authorization Act to take advantage of private sector innovative design and construction methods. It will use a combination of Other Transaction Authority (OTA), Progressive Design-Build (PDB), and other execution methods to innovate in delivery, reduce construction timelines, and lifecycle costs. Other Transaction Authority, Progressive Design-Build execution will capitalize on the construction industry's expertise and innovation while avoiding costly and time-consuming federal contracting regulatory burdens. The execution strategy is intentionally non-prescriptive to empower industry partners to innovate and propose the most effective technical solution to meet the defined needs.

1. COMPONENT	FY 2027 MILITARY CONSTRUCTION PROJECT DATA	2. DATE
AIR FORCE		MARCH 2026

3. INSTALLATION AND LOCATION	4. PROJECT TITLE
NELLIS AIR FORCE BASE NEVADA	F-47 Operational Test

5. PROGRAM ELEMENT	6. CATEGORY CODE	7. PROJECT NUMBER	8. PROJECT COST ($000)
27110F	211-111	RKMF273007	AUTH: 1,057,200 APPR: 730,700

9. COST ESTIMATES (CONTINUED)

ITEM	UM	QUANTITY	UNIT COST	COST ($000)
PRIMARY FACILITIES (CONTINUED)				
FLIGHT SIMULATOR TRAINING (171-212)	SM	2,460	14,195	(34,920)
SIMULATION CENTER (172-423)	SM	1,340	9,386	(12,577)
AIRCRAFT RESEARCH LABORATORY (311-171)	SM	1,204	34,986	(42,123)
AIRCRAFT RESEARCH LABORATORY (311-171)	SM	2,713	16,140	(43,788)
BUILDING, AIRCRAFT WEAPONS CALIBRATION (211-147)	SM	2,305	9,286	(21,404)
FIELD TRAINING FACILITY (171-618)	SM	2,008	7,477	(15,014)
STORAGE MAGAZINE ABOVE GROUND TYPE A, B, & (422-258)	SM	535	6,034	(3,228)
SHOP, NON-DESTRUCTIVE INSPECTION (211-153)	SM	52	5,143	(267)
APRON (113-321)	SM	100,940	502	(50,672)
AIRCRAFT SUPPORT EQUIPMENT STORAGE YARD (852-273)	SM	1,446	1,842	(2,664)
MAINTENANCE AIRCRAFT SPARES / STORAGE (211-601)	SM	1,727	5,243	(9,055)
DORMITORY AIRMAN PERMANENT PARTY/PCS-STUDE (721-312)	SM	14,598	9,585	(139,922)
FLIGHT KITCHEN (723-388)	SM	246	13,535	(3,330)
F-35 FUEL SYSTEM MAINTENANCE DOCK (211-179)	SM	3,605	7,615	(27,452)
POWER CHECK (116-664)	SM	6,610	309	(2,042)
JET BLAST DEFLECTOR (116-945)	M	182	37,571	(6,838)
POL - VEHICLE FUELING STATION (123-335)	OL	2	608,634	(1,217)
POL - VEHICLE FUELING STATION (123-335)	OL	4	742,931	(2,972)
ICD 705 PREMIUM	LS			(11,389)
CYBERSECURITY OF FACILITY-RELATED CONTROL SYS	LS			(10,107)
			Total	440,981

Using this approach, the cost estimate will continue to be refined and will differ from the original government estimate due to the early and ongoing involvement of industry experts. This collaborative approach allows for a more detailed and realistic cost to be developed as the design progresses and facilities are constructed.

This project provides a multi-facility campus to beddown and enable one squadron of the F-47 fighter aircraft and associated equipment and operations. The campus will include aircraft hangars; corrosion control facilities; squadron and other operations facilities; airfield pavements (e.g., taxiways, aprons, shoulders, and specialized pads); maintenance shops for inspection, testing, repair, and safe handling of aircraft and equipment; munitions complex storage and maintenance; housing for unaccompanied permanent party airmen; training for various mission-related functions (e.g., simulators, field training, munitions); petroleum operations; and support facilities for visitor control, dining, supply, and

1. COMPONENT	FY 2027 MILITARY CONSTRUCTION PROJECT DATA	2. DATE
AIR FORCE		MARCH 2026

3. INSTALLATION AND LOCATION	4. PROJECT TITLE
NELLIS AIR FORCE BASE NEVADA	F-47 Operational Test

5. PROGRAM ELEMENT	6. CATEGORY CODE	7. PROJECT NUMBER	8. PROJECT COST ($000)
27110F	211-111	RKMF273007	AUTH: 1,057,200 APPR: 730,700

warehousing. As the campus design develops, it is likely that some existing facilities will be modified or demolished as determined to be most advantageous to the government.

In addition to the Primary Facilities, the project will include all Supporting Facilities needed for complete and usable facilities. These will include site preparation and improvements, extensive utilities (electrical, water, HVAC, pumps, lighting, etc.), roadways, parking, sidewalks, communication systems, and backup generators as authorized by Air Force Manual 32-1062. As the campus design develops, additional Support Facilities made be identified and included in this project as determined to be most advantageous to the government,

Facilities will be designed as permanent construction in accordance with the Department of War Unified Facilities Criteria 1-200-01, General Building requirements. This project will comply with Department of War antiterrorism/force protection requirements per Unified Facility Criteria 4-010-01.

11. REQ:	5,850 SM	ADQT:	0	SUBSTD:	0

PROJECT:
F-47 Operational Test

REQUIREMENT:
The beddown of this new aircraft requires unique purpose-built facilities to meet the unique needs of this mission and operations. This project is a complete campus approach to bedding down this suite aircraft to ensure all required facilities will be available and synchronized with the mission-driven equipment procurement, movement of personnel, and logistical chain needed. A more detailed description of individual facilities planned is described in the accompanied DD1391C for this project.

CURRENT SITUATION:
Nellis Air Force Base is the premier testing and training base for fighters, housing both the Weapons School, the Virtual Test and Training Center and the Nevada Test and Training Range. The west side of the runway houses the majority of the operations functions at Nellis Air Force Base and is currently at capacity. Facilities that support the assigned flying units at Nellis Air Force Base are geographically separated from the F-47 bed down complex, are fully occupied for existing missions, and do not meet the security or space requirements to support the F-47 mission. In order to support an additional aircraft bed down, the east side of the runway must be further developed. Establishing the infrastructure and apron are the first priority in developing initial operational capability for this mission.

IMPACT IF NOT PROVIDED:
Nellis Air Force Base has been identified by the Secretary of the Air Force as the

1. COMPONENT	FY 2027 MILITARY CONSTRUCTION PROJECT DATA	2. DATE
AIR FORCE		MARCH 2026

3. INSTALLATION AND LOCATION	4. PROJECT TITLE
NELLIS AIR FORCE BASE NEVADA	F-47 Operational Test

5. PROGRAM ELEMENT	6. CATEGORY CODE	7. PROJECT NUMBER	8. PROJECT COST ($000)
27110F	211-111	RKMF273007	AUTH: 1,057,200 APPR: 730,700

location for F-47 operational test and weapons school missions. Without this project, Nellis Air Force Base will not be able to meet the United States Air Force Operational Imperatives, nor the Lines of Effort mandated by the Secretary of the Air Force. Additionally, Nellis Air Force Base will not be able to meet National Defense Strategy requirements. High-risk workarounds will not allow the squadron to properly train, maintain, test, or evaluate data and systems on the new weapons system, significantly impacting the test and training mission directly supporting the F-47 program.

ADDITIONAL:
This project meets applicable criteria/scope specified in Department of the Air Force Manual 32-1084, Standard Facility Requirements. This design shall conform to criteria established in the Air Force Corporate Facilities Standards, the Installation Facilities Standards, but will not employ a standard facility design because there is no Air Force standard facility design for this project, and there is no applicable standard design from U.S. Army Corps of Engineers MILCON is the only option that will meet operational requirements. An economic analysis is in progress This project does not fall within or partly within the 100-year floodplain. This project was not included in the Fiscal Year 2026 future years' defense plan. Facility is sited in accordance with the Installation Development Plan and is within a compatible land use area. Supporting Facilities exceed 25% of the Primary Facilities total due to this primarily being a large apron expansion thus requiring considerable sitework. Due to this project being executed by progressive design build the to size of new facilities is not known, the Growth offset requirement will be determined later in design.

99th Air Base Wing Civil Engineer: (702) 652-6862
Maintenance Hangar 5,850 SM = 62,969 SF
Fuel System Maintenance Dock 1,861 SM = 20,032 SF
Aircraft Corrosion Control 2,302 SM = 24,779 SF
Aircraft Washrack 775 SM = 8,342 SF
Squadron Operations 4,193 SM = 45,133 SF
Aircraft Maintenance Shop 3,155 SM = 33,960 SF
Aircraft General Purpose Shop 803 SM = 8,643 SF
Flight Simulator Training 2,460 SM = 26,479 SF
Simulator Center 1,340 SM = 14,424 SF
Aircraft Research Laboratory 2,713 SM = 29,202 SF
Aircraft Research Laboratory 1,204 SM = 12,960 SF
Aircraft Weapons Calibration Building 2,305 = 24,811 SF
Field Training Facility 2,008 SM = 21,614 SF
Above Ground Storage Magazine 535 SM = 5,759 SF
Non-Destructive Inspection Shop 52 SM = 560 SF
Apron 100,940 SM = 1,086,509 SF
Aircraft Support Equipment Storage Yard 1,446 SM = 15,565 SF
Aircraft Maintenance Spares/Storage 1,727 SM = 18,589 SF
Dormitory 14,598 SM = 157,132 SF
Flight Kitchen 246 SM = 2,648 SF

1. COMPONENT	FY 2027 MILITARY CONSTRUCTION PROJECT DATA	2. DATE
AIR FORCE		MARCH 2026

3. INSTALLATION AND LOCATION	4. PROJECT TITLE
NELLIS AIR FORCE BASE NEVADA	F-47 Operational Test

5. PROGRAM ELEMENT	6. CATEGORY CODE	7. PROJECT NUMBER	8. PROJECT COST ($000)
27110F	211-111	RKMF273007	AUTH: 1,057,200 APPR: 730,700

F-35 Fuel System Maintenance Dock 3,605 SM = 38,804 SF
Power Check 6,610 SM = 71,149 SF
Jet Blast Deflector 182 LM = 597 LF

JOINT USE CERTIFICATION: This facility can be used by other components on an "as available" basis; however, the scope of the project is based on Air Force requirements.

1. COMPONENT	FY 2027 MILITARY CONSTRUCTION PROJECT DATA	2. DATE
AIR FORCE		MARCH 2026

3. INSTALLATION AND LOCATION	4. PROJECT TITLE
NELLIS AIR FORCE BASE NEVADA	F-47 Operational Test

5. PROGRAM ELEMENT	6. CATEGORY CODE	7. PROJECT NUMBER	8. PROJECT COST ($000)
27110F	211-111	RKMF273007	AUTH: 1,057,200 APPR: 730,700

12. SUPPLEMENTAL DATA:

A. Estimated Execution Data:

(1) Acquisition Strategy: Progressive Design-Build (PD-B)

(2) Design Data

(a) Design, RFP, or PD-B Challenge Statement 1 Started:	MAR/2026
(b) Percent of Design Completed as of SEP 2025:	0%
(c) Percent of Design Completed as of JAN 2026:	10%
(d) Design, RFP Complete, or PD-B Phase I Award:	SEP/2026
(e) Total Design Cost or Cost to Award PD-B Construction Phase I ($000):	157,000
(f) Energy Study and/or Life Cycle Cost Analysis	YES
(g) Standard or Definitive Design Used?	NO

(3) Construction Data:

(a) Contract PD-B Construction Phase II Award:	JUN/2027
(b) Construction Start:	DEC/2027
(c) Construction Complete:	DEC/2035

B. Equipment associated with this project which will be provided from other appropriations:

Equipment Nomenclature	Procuring Appropriation	Fiscal Year Appropriated Or Requested	Cost ($000)
Communication Equipment	3080	FUTURE YEAR	11,987
Intrusion Detection System	3080	FUTURE YEAR	6,372
Furniture, Fixtures, & Equipme	3080	FUTURE YEAR	6,152
150lb Halon Extingushers	3400	FUTURE YEAR	146
Flight Simulator	3080	FUTURE YEAR	51,881
20 Ton Interior Crane	3080	FUTURE YEAR	650
Leveler 7 Engine Offload Ramp	3080	FUTURE YEAR	950
Aircraft Sunshades	3080	FUTURE YEAR	6,688

C. Authorization and Appropriation Summary:

	Authorization $(000)	Auth of Approp $(000)	Appropriation $(000)
FY2027 Budget Request	1,057,200	730,700	730,700
Future Request	0	326,500	326,500
Total	1,057,200		1,057,200

1. COMPONENT AIR FORCE	**FY 2027 MILITARY CONSTRUCITON PROJECT DATA**	2. DATE MARCH 2026

3. INSTALLATION AND LOCATION NELLIS AIR FORCE BASE NEVADA	4. PROJECT TITLE: F-47 Operational Test

5. PROGRAM ELEMENT	6. CATEGORY CODE	7. PROJECT NUMBER	8. PROJECT COST ($000)
27110F	211-111	RKMF273007	AUTH:1,057,200 APPR:730,700

DESCRIPTION OF PRIMARY FACILITIES

F-47 Apron Complex (Reference # RKMF263005)

Construct new fighter parking apron, east side two-lane vehicular perimeter road and interior access roads and improve all infrastructure systems to support the beddown of the F-47 aircraft on the east side of the runway at Nellis Air Force Base. The apron is sized to support 16 sunshades and 18 parking spots. It is comprised of 17.5 inch thick Rigid Concrete Pavement on a 6-inch Aggregate Base Course on 6 inches of compacted subbase doweled into existing adjacent apron and will include aircraft tie downs. The project will construct a new water pump house, water treatment facility, water storage tank, jet blast deflectors and telecommunications building. An Aerospace Ground Equipment line will be established as well which will include a covered storage area. The project also includes replacing portions of airfield lighting, pavement markings, signage and shoulders as well as providing storm water control, utility service mains to the building sites for all facilities, aircraft sunshade allied support, airfield fencing, secured vehicle and pedestrian access and circulation, and other supporting work necessary to make complete and usable facilities. Extensive site development and utility upgrades will be required for this undeveloped area to include mass grading and earthwork and building a utility corridor around the new complex. The existing Kinder Morgan owned fuel line will be moved.

Combined Operations Maintenance Hangar (Reference # RKMF263006)

Construct a three-story Combined Operations Maintenance Hangar. The Combined Operations Maintenance Hangar footprint will encompass a six-bay Maintenance Hangar along with dedicated spaces for Squadron Operations, Data Lab, Aircraft Maintenance Squadron, Fighter Generation Squadron, maintenance back-shops, and include restricted areas and/or special access program facilities. The Combined Operations Maintenance Hangar will utilize durable, long-lasting materials, including reinforced concrete foundations and floor slabs, a primary structural steel frame, and a robust building envelope composed of insulated metal siding and reinforced concrete masonry units. The roof will be a high-performance standing seam metal and/or membrane system designed for the desert climate. This includes the installation of comprehensive fire detection, alarm, and suppression systems, the extension and connection of all necessary utilities, and complete site improvements. Site work will feature landscaping, hardscapes for pedestrian access, new access roads integrated with the base network, and sufficient parking to meet Unified Facilities Criteria standards. The facility will be fully equipped with supporting telecommunications infrastructure, including fiber optics. Restricted areas and/or special access program facility spaces shall comply with the Intelligence Community Directive 705 criteria and standards.

1. COMPONENT AIR FORCE	**FY 2027 MILITARY CONSTRUCITON PROJECT DATA**	2. DATE MARCH 2026

3. INSTALLATION AND LOCATION NELLIS AIR FORCE BASE NEVADA	4. PROJECT TITLE: F-47 Operational Test

5. PROGRAM ELEMENT	6. CATEGORY CODE	7. PROJECT NUMBER	8. PROJECT COST ($000)
27110F	211-111	RKMF273007	AUTH:1,057,200 APPR:730,700

Simulator Facility (Reference # RKMF263007)

Construct a 4-bay F-47 Simulator facility with built in integration space for multi-platform testing and training. The facility includes reinforced concrete foundation and floor slab, structural steel frame with masonry walls, and standing seam metal roof. This project will require compliance with Intelligence Community Directive 705 for the Sensitive Compartmented Information Facility and Special Access Program Facility areas. The project includes all utilities, site improvements, pavements, detection/protection features, security enhancements, environmental mitigation, and other supporting work necessary to make a complete and usable facility. Cybersecurity measures are included in accordance with Unified Facilities Criteria 4-010-06, Cybersecurity of Facility-Related Control Systems. Smart technology measures include technology and data systems for more resource efficient building operations and to enhance capability to respond to, and recover from, natural and man-made disruptions. This project is authorized a generator, per Air Force Instruction 32-1062.

Re-Programming Lab (Reference # RKMF273004)

Construct F-47 Re-Programming Lab for maintaining avionics-specific hardware, rapid re-programming and to validate mission data with space for a security desk, front office staff, intel, security personnel, IT personnel, re-programming engineers, data management and conditioning, server rack farm and administrative space. Facility will be Intelligence Community Directive 705 compliant and constructed of reinforced concrete grade beam foundation and floor slab, masonry walls with accents of metal panel and/or precast concrete, structural steel roof framing, and standing seam metal roofing systems. Project will include all supporting facilities such as site improvements, pavements, vehicle parking, communications, generator, and utilities necessary to provide a complete and useable facility. Sensitive and/or Special Access Program spaces shall comply with the Intelligence Community Directive 705 criteria and standards. This project is authorized a generator, per Air Force Instruction 32-1062.

Fuel Cell (Reference # RKMF273005)

Construct a Fuel Cell Maintenance Facility. Facility will be constructed with a reinforced concrete grade beam foundation and floor slab, structural steel frame, masonry walls and a standing seam metal roof. Project will include all supporting facilities such as fire detection and protection, special security enhancements, utilities, site improvements, landscaping, vehicle parking, communications support and all other supporting work necessary to make a complete and usable facility. Fuel systems maintenance bays also require mechanical ventilation, fume sensing and alarm system, fire extinguishing systems, and wash down drainage trenches. Sensitive and/or Special Access Program spaces shall comply with the Intelligence Community Directive 705 criteria and standards.

1. COMPONENT AIR FORCE	**FY 2027 MILITARY CONSTRUCITON PROJECT DATA**	2. DATE MARCH 2026

3. INSTALLATION AND LOCATION NELLIS AIR FORCE BASE NEVADA	4. PROJECT TITLE: F-47 Operational Test

5. PROGRAM ELEMENT	6. CATEGORY CODE	7. PROJECT NUMBER	8. PROJECT COST ($000)
27110F	211-111	RKMF273007	AUTH:1,057,200 APPR:730,700

Low Observable Corrosion Repair Facility (Reference # RKMF273006)

Construct a one-bay F-47 Low Observable Corrosion Repair Facility with a one-bay covered wash-rack. The facility will have reinforced concrete foundation and floor slab, structural steel framing, fire suppression, masonry block and insulated metal walls, and standing seam metal roof. Sensitive and/or Special Access Program spaces shall comply with the Intelligence Community Directive 705 criteria and standards. Project will include all supporting facilities such as site preparation, site improvements, utilities, roadways, sidewalks, parking, communications support, and all other supporting work necessary to make a complete and usable facility.

Consolidated Maintenance Facility (Reference # RKMF283001)

Construct a new F-47 Consolidated Maintenance facility to include logistics parts storage, engine storage, and non-destructive inspection laboratory. The facility will be of reinforced concrete foundation and floor slab, built with a structural steel frame, masonry walls, and a standing seam metal roof. The logistics parts storage function includes open bay storage, storage meeting Intelligence Community Directive 705 requirements, a pilferable materials area, temperature-controlled storage, and a separate hazardous material storage building. The engine storage function provides a drive-through, classified collateral storage space for spare engines. The non-destructive inspection laboratory provides space for field-level inspection of aircraft components and includes a Joint Oil Analysis Program lab. The project includes special equipment such as cranes and a loading dock with a leveler. Sensitive and/or classified information will be processed in this facility. The project will include all supporting facilities such as utilities, site improvements, landscaping, access pavements, vehicle parking, communications support, and all other supporting work necessary to make a complete and usable facility.

R-11 Fuel Stand Expansion (Reference # RKMF283002)

The project scope includes extending the existing R-11 Fuel stand on the northeast side of the runway at Nellis Air Force Base to accommodate two addition trucks to support the F-47 beddown. The extension will include adding two dispensing stations and extending the existing sunshade. The project will include all supporting facilities such as demolition and repair of pavements, additional pavement section to allow for trucks to merge at the fuel stand exit and movement of any piping or utilities as necessary to provide a complete and useable facility.

1. COMPONENT AIR FORCE	**FY 2027 MILITARY CONSTRUCITON PROJECT DATA**	2. DATE MARCH 2026

3. INSTALLATION AND LOCATION NELLIS AIR FORCE BASE NEVADA	4. PROJECT TITLE: F-47 Operational Test

5. PROGRAM ELEMENT	6. CATEGORY CODE	7. PROJECT NUMBER	8. PROJECT COST ($000)
27110F	211-111	RKMF273007	AUTH:1,057,200 APPR:730,700

Satellite Dining Facility (Reference # RKMF283003)

Construct a Satellite Dining Facility utilizing conventional design and construction methods to support the F-47 beddown mission. The facility should be compatible with applicable Department of War, Air Force, and base design standards. The facility includes reinforced concrete foundation and floor slab, structural steel framing, fire suppression, masonry block and insulated metal walls, and standing seam metal roof. The project will include all supporting facilities such as utilities, site improvements, pavements, parking lot and other supporting work necessary to make it a complete and usable facility. Project will include all supporting facilities such as site improvements, pavements, communications, utilities, Mechanical Systems, Fire detection necessary to provide a complete and useable facility.

Weapons Load Training Facility (Reference # RKMF283004)

Construct a Weapons Load Training Facility with adequate office and classroom space with appropriate heating and cooling for the academic and training needed on the new F-47 aircraft platform for weapons load crews. The facility will be reinforced concrete grade beam foundation and floor slab, masonry walls with accents of metal panel and/or precast concrete, structural steel roof framing, and standing seam metal roofing systems. This facility includes secure space. Sensitive and/or Special Access Program spaces shall comply with the Intelligence Community Directive 705 criteria and standards. Project will include all supporting facilities such as site preparation, site improvements, utilities, pavements, communications, and all others necessary to provide a complete and useable facility. This project has been approved a generator by AFCEC/CF.

Maintenance Training Facility (Reference # RKMF283005)

Construct an F-47 Maintenance Training Facility. The Maintenance Training Facility will provide adequate, properly configured space, including administrative offices, tiered classrooms, and hands-on training laboratories, all equipped with appropriate climate control. Facility will be constructed on reinforced concrete foundation with integrated concrete floor slabs. Primary exterior walls will consist of structural masonry. A structural steel frame will support a standing seam metal roofing system. All areas within the facility designated as restricted or requiring control for Special Access Programs will be designed and constructed to meet Intelligence Community Directive 705. The project will encompass all necessary sitework to create a fully functional, stand-alone facility which includes all earthwork, such as grading, excavation, and soil stabilization. The project involves installation and connection of all essential utilities which includes extending electrical, water, and sanitary sewer lines, to the facility. Construction will include all required concrete and asphalt pavements for vehicular and pedestrian access, including service roads, parking lots, and walkways compliant with the Americans with Disabilities Act.

1. COMPONENT AIR FORCE	FY 2027 MILITARY CONSTRUCITON PROJECT DATA	2. DATE MARCH 2026

3. INSTALLATION AND LOCATION NELLIS AIR FORCE BASE NEVADA	4. PROJECT TITLE: F-47 Operational Test

5. PROGRAM ELEMENT	6. CATEGORY CODE	7. PROJECT NUMBER	8. PROJECT COST ($000)
27110F	211-111	RKMF273007	AUTH:1,057,200 APPR:730,700

Facility communication systems will include fiber optic and copper cabling, providing high-speed connectivity throughout the facility.

Weapons Storage Facility (Reference # RKMF283006)

Construct a Weapons Storage Facility with adequate space to safely house and maintain the quantity and type of arms ammunition required to support the F-47 mission. The facility will be a pre-engineered insulated steel building and include Intelligence Community Directive 705 compliance with detection, alert, and access controls tied into the Base Defense Operations Center. The facility will be located inside the controlled perimeter of the Munitions Storage Area in Area II at Nellis Air Force Base and properly sited by Weapons Safety. Sensitive and/or Special Access Program spaces shall comply with the Intelligence Community Directive 705 criteria and standards. This project includes all utilities, site improvements, pavements, detection/protection features, security enhancements and other supporting work necessary to make it a complete and usable facility.

FUEL Station (Reference # RKMF283007)

Construct vehicle fueling stations in support of the new F-47 Beddown. The new fuel stations will supply direct fueling to Government Operated Vehicles (GOV) and Aerospace Ground Equipment with petroleum products and gases, utilizing components such as hoses, valves (both manual and automatic), dispensers with hoses, piping from storage tanks to dispensing units, cathodic protection, concrete slabs or islands for dispenser mounting, bollards for dispenser protection, leak detection systems for tanks and pumps, integrated lightning protection, strainers, and coatings systems for piping and components. The fueling facilities, will feature separate, commercial-grade fuel storage and dispensing systems for each fuel type.

Dormitory (Reference # RKMF283010)

Construct a 240-room permanent party enlisted dormitory to support the F-47 beddown at Nellis Air Force Base. The facility will have reinforced concrete foundation and floor slab, structural steel framing, fire suppression, masonry walls with accents of metal panel and/or precast concrete and standing seam metal roof. Project will include all supporting facilities such as site preparation, site improvements, utilities, roadways, sidewalks, parking, communications support, and all other supporting work necessary to make a complete and usable facility.

DFAC Storage Facility (Reference # RKMF290002)

Project scope includes an addition to the existing Main Dining Facility at Nellis Air Force Base with 185 SM of additional dry storage space and two walk-in refrigeration units. The refrigerator and freezer units (one each) will be

1. COMPONENT AIR FORCE	FY 2027 MILITARY CONSTRUCITON PROJECT DATA	2. DATE MARCH 2026

3. INSTALLATION AND LOCATION NELLIS AIR FORCE BASE NEVADA	4. PROJECT TITLE: F-47 Operational Test

5. PROGRAM ELEMENT	6. CATEGORY CODE	7. PROJECT NUMBER	8. PROJECT COST ($000)
27110F	211-111	RKMF273007	AUTH:1,057,200 APPR:730,700

located inside an enclosure to protect them from the elements. The dry storage will consist of a pre-engineered building (PEB). The addition will be to the back of the facility near the current loading dock, and the buildings will be accessible from outdoors via a covered walkway. The project will include all supporting facilities such as additional electrical infrastructure, demo and movement of parking curbs, communication and electrical drops and movement of utilities as necessary to provide a complete and useable facility.

F-35 Fuel Cell (Reference # RKMF303001)

Construct a 2-bay fuel cell maintenance hangar for the F-35 aircraft. Facility will be constructed with a reinforced concrete grade beam foundation and floor slab, structural steel frame, masonry walls and a standing seam metal roof. Project will include all supporting facilities such as fire detection and protection, special security enhancements, utilities, site improvements, landscaping, vehicle parking, communications support and all other supporting work necessary to make a complete and usable facility. Fuel systems maintenance bays also require mechanical ventilation, fume sensing and alarm system, fire extinguishing systems, and wash down drainage trenches.

1. COMPONENT	FY 2027 MILITARY CONSTRUCTION PROGRAM	2. DATE (YYYYMMDD)
AIR FORCE		20260326

3. INSTALLATION AND LOCATION	4. COMMAND	5. AREA CONTRUCTION COST INDEX
CANNON AFB, NEW MEXICO	ASFOC	1.02

6. PERSONNEL		(1) PERMANENT			(2) STUDENTS			(3) SUPPORTED			(4) TOTAL
		OFFICER	ENLISTED	CIVILIAN	OFFICER	ENLISTED	CIVILIAN	OFFICER	ENLISTED	CIVILIAN	
a. AS OF	15-May-25	934	4,340	486	0	0	0	11	2	0	5,773
b. END FY	15-May-25	969	4,423	490	0	0	0	11	25	0	5,918

7. INVENTORY DATA *($000)*

a. TOTAL ACREAGE	85,139.00
b. INVENTORY TOTAL AS OF 15-May-25	3,394,220.00
c. AUTHORIZATION NOT YET IN INVENTORY	90,000.00
d. AUTHORIZATION REQUESTED IN THIS PROGRAM	0.00
e. AUTHORIZATION INCLUDED IN FOLLOWING PROGRAM	0.00
f. PLANNED IN NEXT THREE PROGRAM YEARS	0.00
g. REMAINING DEFICIENCY	0.00
h. GRAND TOTAL	3,484,220.00

8. PROJECTS REQUESTED IN THIS PROGRAM

a. CATEGORY			b. COST ($000)	c. DESIGN STATUS	
(1) CODE	(2) PROJECT TITLE	(3) SCOPE		(1) START	(2) COMPLETE
721-312	192 Person Dormitory	8345 SM	10,000	JAN-2024	AUG-2024

9. FUTURE PROJECTS

None

10. MISSION OR MAJOR FUNCTIONS

Cannon Air Force Base is a Special Operations Command installation. The 27th Special Operations Wing is assigned to Cannon which provides specialized air power across a spectrum of conflict from a premier installation. Aircraft assigned to Cannon include the AC-130, MC-130, U-2, CV-22 Osprey, and MQ-9 Reaper. Cannon Air Force Base supports the flying mission of approximately 2,100 takeoff and landing operations annually.

This quality of life project will provide critically needed housing for unaccompanied enlisted personnel assigned to Cannon Air Force Base with dormitories that comply with the new 2019 Air Force Standard Design Permanent Party Enlisted Dormitory. Properly designed and furnished quarters providing individual privacy is conducive to proper rest, relaxation and personal well-being of Airmen and is essential to success.

11. OUTSTANDING POLLUTION AND SAFETY DEFICIENCIES

There are no outstanding pollution or safety deficiencies.

1. COMPONENT	FY 2027 MILITARY CONSTRUCTION PROJECT DATA	2. DATE
AIR FORCE		MAR 2026

3. INSTALLATION AND LOCATION	4. PROJECT TITLE
CANNON AIR FORCE BASE NEW MEXICO	DORMITORY, INC 2

5. PROGRAM ELEMENT	6. CATEGORY CODE	7. PROJECT NUMBER	8. PROJECT COST ($000)
24276F	721-312	CZQZ183026	AUTH: 0 APPR: 10,000

9. COST ESTIMATES

ITEM	UM	QUANTITY	UNIT COST	COST($000)
PRIMARY FACILITIES				69,594
DORMITORY AIRMAN PERM PARTY/PCS (721-312)	SM	8,345	8,141	(67,937)
CYBERSECURITY OF FACILITY-RELATED CONTROL SYS	LS			(1,657)
SUPPORTING FACILITIES				8,059
ROADS, SIDEWALKS, AND PARKING	LS			(495)
PASSIVE FORCE PROTECTION MEASURES	LS			(1,176)
SITE PREPARATION	SM			(501)
COMMUNICATIONS	M	304.80	407	(124)
UTILITIES	M			(579)
SITE IMPROVEMENTS	M			(200)
STATE TAXES	LS			(4,983)
SUBTOTAL				77,653
CONTINGENCY (5.00%)				3,883
TOTAL CONTRACT COST				81,536
SUPERVISION, INSPECTION AND OVERHEAD (6.50%)				5,300
DESIGN/BUILD - DESIGN COST (4.00% OF SUBTOTAL)				3,106
TOTAL REQUEST				89,942
TOTAL REQUEST (ROUNDED)				90,000
EQUIPMENT FROM OTHER APPROPRIATIONS (NON-ADD)				(2,591)

10. DESCRIPTION OF PROPOSED CONSTRUCTION

This project will construct a three-story dormitory for Airmen with 192 rooms to follow the 2019 Air Force Standard Design Permanent Party Enlisted Dormitory design to include private bathrooms and kitchenettes, reinforced concrete foundation, steel frame and reinforced concrete walls and floors. The exterior finish will consist of split-face concrete masonry unit walls and standing-seam metal roof. This project includes all utilities, pavements, site improvements, landscaping, paved parking lot and all necessary supporting work to provide a complete and useable facility. Facility will be designed as permanent construction in accordance with Department of War Unified Facilities Criteria 1-200-01. This project will comply with Department of War antiterrorism/force protection requirements per Unified Facilities Criteria 4-010-01.

Air Conditioning: 150 Tons

11. REQ: 8,345 SM ADQT: 0 SUBSTD: 0

PROJECT:

This project will Construct a 192 Person Dormitory.

REQUIREMENT:

This quality-of-life project will provide critically necessary housing for unaccompanied enlisted personnel assigned to Cannon Air Force Base with dormitories that comply with the new 2019 Air Force Standard Design Permanent Party Enlisted Dormitory, the Air Force Dorm Master Plan, and the Cannon Air Force Base General Plan. According to Cannons Unit Manning Document throughout FY25, the UEP housing requirement will rise to a steady state of 1,207 rooms while there are

currently only 738 dorm rooms. This project will help alleviate the shortage of adequate technical training beds and single-Airmen living quarters by 192 rooms. Properly designed and furnished quarters providing individual privacy is conducive to proper rest, relaxation and personal well-being of Airmen and is essential to the successful accomplishment of the Special Operations mission. his is not a tenant or supported service requirement.

CURRENT SITUATION:
Air Force Special Operations Command E1-4 manning at Cannon Air Force Base, New Mexico, has historically been documented at 18-20% overmanned per the UMD. This un-programmed population of younger Airmen has exhausted Cannons dormitory inventory and exasperated the deficit. This deficit position has forced man E1-4 airmen off installation for housing. The New Mexico community has a shortage of adequate housing and drives cost of living up for the acceptable housing. This puts many of the younger airmen in less-desirable areas and housing units affecting retainability and morale of our younger force.

IMPACT IF NOT PROVIDED:
Adequate living quarters that meet current Air Force living standards and provide a level of privacy required for todays Airmen will not be available resulting in degradation of morale, productivity, and career satisfaction for unaccompanied enlisted personnel. The dormitory deficit will force increased occupancy of existing dorms beyond Air Force standard or force the 27 Scope of Work to require additional younger, single Airmen to find off-base housing. Much off-base housing is substandard and/or unaffordable on airman basic allowance for housing rates. Most of the housing with affordable rent for Airmen is in the higher crime areas of the surrounding communities. There is no local mass transit system, which would force new Airmen living off-base to purchase vehicles which may create a financial hardship. Additionally, these single Airmen will compete for housing in an already limited market impacting other military families seeking off-base housing. Highly trained and competent Airmen are essential to the Special Operations readiness posture and continuing world-wide presence. Highly technical demanding jobs, coupled with the high-ops tempo of the unique Air Force Special Operations mission, carries increased stress for younger single Airmen and inadequacies in dwellings will have the potential to negatively impact retention. Degradation of existing dormitories will increase, continuing the increase of dormitory shortages.

ADDITIONAL:
This project meets the criteria/scope in Department of the Air Force Manual 32-1084, Standard Facility Requirements, the most recent Dormitory Design Guidelines, the Air Force Dorm Master Plan, and the Cannon Air Force Base General Plan. This design shall conform to criteria established in the Air Force Corporate Facilities Standards, the Installation Facilities Standards, but will not employ a standard facility design because there is no Air Force standard facility design for this project, and there is no applicable standard design from Air Force Civil Engineer Center. A preliminary analysis of reasonable options for accomplishing this

project (status quo, renovation, new construction) was completed. It indicates there is only one option that will meet operation requirements. An economic analysis will be completed prior to submission to the President's Budget. Sustainable principles to include life-cycle cost-effective practices, will be integrated into the design, development, and construction of the project in accordance with Unified Facility Criteria 1-200-02. This includes preparation of a lifecycle cost analysis for energy consuming systems, renewable energy generating systems, whenever life-cycle cost effective is selected as the reason any requirement of Unified Facility Criteria 1-200-02 is partially compliant or not applicable. This project does not fall within or partly within the 100-year flood plain. The New Mexico Gross Receipts Tax is unique to New Mexico, and, unlike a sales tax, it is an excise tax imposed on the seller of certain goods and services in exchange for the privilege of doing business in New Mexico. The approximate New Mexico Gross Receipts Tax for this project is included in the overall cost estimate. Facility will be sited in accordance with the Installation Development Plan and is within a compatible land use area. Facility is sited in accordance with the Installation Development Plan and is within a compatible land use area. The construction growth offset for this requirement is 89,825 Square Feet.

27th Special Operations Wing Base Civil Engineer: (575) 784-2008

Dormitory Airman Perm Party/PCS: 8,345 Square Meter = 89,825 Square Feet.

JOINT USE CERTIFICATION: This facility can be used by other components on an "as available" basis; however, the scope of the project is based on Air Force requirements."

1. COMPONENT	FY 2027 MILITARY CONSTRUCTION PROJECT DATA	2. DATE
AIR FORCE		MAR 2026

3. INSTALLATION AND LOCATION	4. PROJECT TITLE
CANNON AIR FORCE BASE NEW MEXICO	DORMITORY, INC 2

5. PROGRAM ELEMENT	6. CATEGORY CODE	7. PROJECT NUMBER	8. PROJECT COST ($000)
24276F	721-312	CZQZ183026	AUTH: 0 APPR: 10,000

12. SUPPLEMENTAL DATA:

A. Estimated Execution Data:

(1) Acquisition Strategy: Design-Build

(2) Design Data

(a) Design or Request for Proposal(RFP) Started:	JAN/2024
(b) Percent of Design Completed as of SEP 2025:	35%
(c) Percent of Design Completed as of JAN 2026:	35%
(d) Design or RFP Complete:	AUG/2025
(e) Total Design Cost ($000):	9,315
(f) Energy Study and/or Life Cycle Cost Analysis	YES
(g) Standard or Definitive Design Used?	NO

(3) Construction Data:

(a) Contract Award:	AUG/2026
(b) Construction Start:	FEB/2027
(c) Construction Complete:	AUG/2030

B. Equipment associated with this project which will be provided from other appropriations:

Equipment Nomenclature	Procuring Appropriation	Fiscal Year Appropriated Or Requested	Cost ($000)
Furnishings	3080	2027	2,384
Communication Equipment	3080	2027	207

C. Authorization and Appropriation Summary:

	Authorization $(000)	Auth of Approp $(000)	Appropriation $(000)
FY 2026 ENACTED	90,000	80,000	80,000
FY 2027 BUDGET REQUEST	0	10,000	10,000
Total	90,000		90,000

MILCON Work-in-Place (WIP) Curve – Automated Spend Plan

Project Information	
Project Title	192 Person Dorm
Installation	Cannon
Program Year (FY)	2027
Project #	CZQZ183026

Financial Inputs & Derived Amounts ($000)	
Programmed Amount (PA)	90,000
SIOH Rate	6.5%
Contingency Rate	5.0%
SIOH Amount	5,850
Contingency Amount	4,500
Construction (PA less SIOH & Cont)	79,650
Total Increments	2

Key Dates (Calculated)	
Begin Date (FY Start)	Oct 1, 2026
Award Date (Assumed)	Apr 1, 2027
Complete Date (Award + POP; set to 1st of month)	Aug 1, 2031
Award Month (1st of month)	Apr 1, 2027
Complete Month (1st of month)	Aug 1, 2031
Period of Performance	1600

Funding & Obligation Increments ($000)

Increment	Amount ($000)	Funding Date	Obligation Date
Increment 1	80,000	Jan 1, 2027	Apr 1, 2027
Increment 2	10,000	Oct 1, 2027	Jan 1, 2028
Total Funding	90,000	Check vs PA	0

Outlay Curve Controls (Adjust if needed)	
Outlay Curve Steepness (k)	8.0
Normalized Logistic Base (t=0)	0.01798621
Normalized Logistic Top (t=1)	0.98201379
Total Outlay ($000) (assumed = PA)	90,000

Monthly Cash Flow (Automated from Spend Plan)

Month	Funding ($000)	Obligation ($000)	Outlay ($000)	Cumulative Funding	Cumulative Obligation	Cumulative Outlay
Oct 2026	0	0	0	0	0	0
Nov 2026	0	0	0	0	0	0
Dec 2026	0	0	0	0	0	0
Jan 2027	80,000	0	0	80,000	0	0
Feb 2027	0	0	0	80,000	0	0
Mar 2027	0	0	0	80,000	0	0
Apr 2027	0	80,000	#N/A	80,000	80,000	#N/A
May 2027	0	0	#N/A	80,000	80,000	#N/A
Jun 2027	0	0	#N/A	80,000	80,000	#N/A
Jul 2027	0	0	#N/A	80,000	80,000	#N/A
Aug 2027	0	0	#N/A	80,000	80,000	#N/A
Sep 2027	0	0	#N/A	80,000	80,000	#N/A
Oct 2027	10,000	0	#N/A	90,000	80,000	#N/A
Nov 2027	0	0	#N/A	90,000	80,000	#N/A
Dec 2027	0	0	#N/A	90,000	80,000	#N/A
Jan 2028	0	10,000	#N/A	90,000	90,000	#N/A
Feb 2028	0	0	#N/A	90,000	90,000	#N/A
Mar 2028	0	0	#N/A	90,000	90,000	#N/A
Apr 2028	0	0	#N/A	90,000	90,000	#N/A
May 2028	0	0	#N/A	90,000	90,000	#N/A
Jun 2028	0	0	#N/A	90,000	90,000	#N/A
Jul 2028	0	0	#N/A	90,000	90,000	#N/A
Aug 2028	0	0	#N/A	90,000	90,000	#N/A
Sep 2028	0	0	#N/A	90,000	90,000	#N/A
Oct 2028	0	0	#N/A	90,000	90,000	#N/A
Nov 2028	0	0	#N/A	90,000	90,000	#N/A
Dec 2028	0	0	#N/A	90,000	90,000	#N/A
Jan 2029	0	0	#N/A	90,000	90,000	#N/A
Feb 2029	0	0	#N/A	90,000	90,000	#N/A
Mar 2029	0	0	#N/A	90,000	90,000	#N/A
Apr 2029	0	0	#N/A	90,000	90,000	#N/A
May 2029	0	0	#N/A	90,000	90,000	#N/A
TOTAL	**90,000**	**90,000**	**#N/A**			

Cumulative WIP Curve

Project: 192 Person Dorm
Program Year: 2027

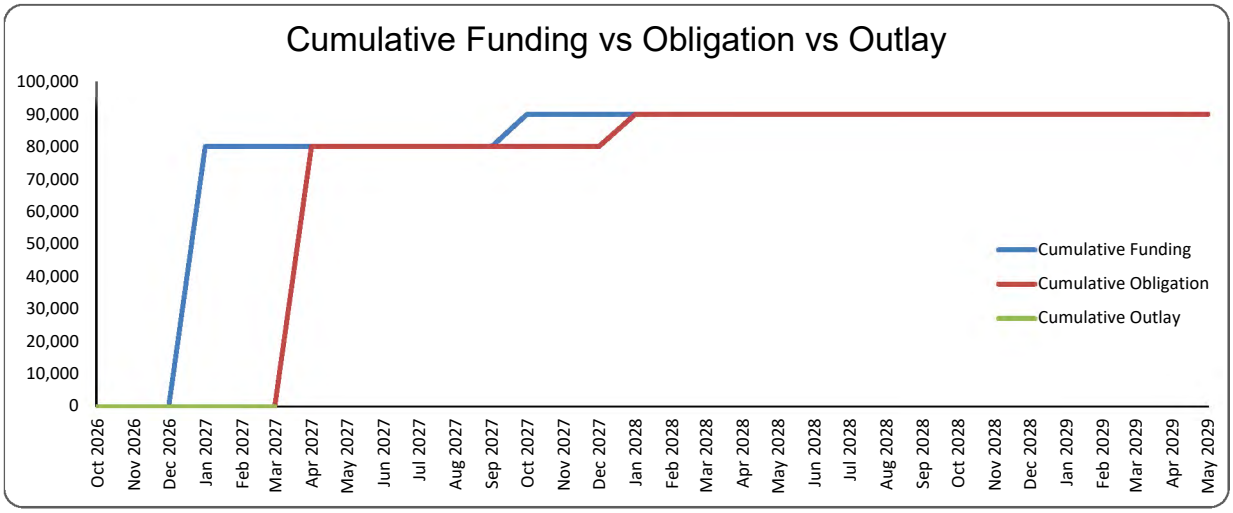

1. COMPONENT	FY 2027 MILITARY CONSTRUCTION PROGRAM	2. DATE (YYYYMMDD)
AIR FORCE		20260325

3. INSTALLATION AND LOCATION	4. COMMAND	5. AREA CONTRUCTION COST INDEX
KIRTLAND AIR FORCE BASE, NEW MEXICO	AIR FORCE GLOBAL STRIKE COMMAND	0.92

6. PERSONNEL		(1) PERMANENT			(2) STUDENTS			(3) SUPPORTED			(4) TOTAL
		OFFICER	ENLISTED	CIVILIAN	OFFICER	ENLISTED	CIVILIAN	OFFICER	ENLISTED	CIVILIAN	
a. AS OF	30-Sep-25	860	2,523	2,579	0	0	0	197	843	137	7,139
b. END FY	30-Sep-30	843	2,506	2,533	0	0	0	197	843	137	7,059

7. INVENTORY DATA *($000)*

a. TOTAL ACREAGE	162,500.00
b. INVENTORY TOTAL AS OF 30-Sep-25	7,888,379.00
c. AUTHORIZATION NOT YET IN INVENTORY	83,000.00
d. AUTHORIZATION REQUESTED IN THIS PROGRAM	341,000.00
e. AUTHORIZATION INCLUDED IN FOLLOWING PROGRAM	0.00
f. PLANNED IN NEXT THREE PROGRAM YEARS	454,000.00
g. REMAINING DEFICIENCY	0.00
h. GRAND TOTAL	8,766,379.00

8. PROJECTS REQUESTED IN THIS PROGRAM

a. CATEGORY			b. COST ($000)	c. DESIGN STATUS	
(1) CODE	(2) PROJECT TITLE	(3) SCOPE		(1) START	(2) COMPLETE
141-456	Space Force Operations Facility	17,090 SM	250,000	AUG-2026	AUG-2027

9. FUTURE PROJECTS

140-422 Joint Navigation Warfare Center HQ (6,039 SM / $92,000)
312-472 Systems & Digital Engineering Lab, B592 (6,503 SM / $345,000)
442-758 JNWC Warehouse Complex (2,323 SM / $17,000)

a. R&M Unfunded Requirements: N/A

10. MISSION OR MAJOR FUNCTIONS

The Kirtland AFB is the largest installation in Air Force Global Strike Command, and the sixth largest in the United States Air Force. The host organization on Kirtland AFB is the 377th Air Base Wing organization which reports to Air Force Global Strike. The missions of Kirtland AFB fall into four major categories: research, development, and testing; readiness and training; munitions maintenance; and support to base operations for more than 25 major mission partners. The mission of the 377th Air Base Wing is to execute nuclear, readiness, and support operations for American air power. MAJCOMS and their roles at Kirtland AFB include: AFGSC for Nuclear Deterrence, AETC for Aircrew and PJ Training, AFMC (AFRL) for Directed Energy and Space Vehicles, USSF for Space Operations, and AFSOC for Air Force Special Operations Command.

11. OUTSTANDING POLLUTION AND SAFETY DEFICIENCIES

Outstanding Pollution and Safety Deficiencies ($000): N/A

1. COMPONENT	FY 2027 MILITARY CONSTRUCTION PROJECT DATA	2. DATE
SPACE FORCE		MARCH 2026

3. INSTALLATION AND LOCATION	4. PROJECT TITLE
KIRTLAND AIR FORCE BASE NEW MEXICO	SPACE FORCE OPERATIONS FACILITY

5. PROGRAM ELEMENT	6. CATEGORY CODE	7. PROJECT NUMBER	8. PROJECT COST ($000)
91211S	141-456	USSF270003	250,000

9. COST ESTIMATES

ITEM	UM	QUANTITY	UNIT COST	COST($000)
PRIMARY FACILITIES				188,382
INTELLIGENCE, SURVEILLANCE AND RECONNAISSA (141-456)	SM	17,090	10,434	(178,317)
ICD 705 PREMIUM	LS			(6,965)
CYBERSECURITY OF FACILITY RELATED CONTROL	LS			(3,100)
SUPPORTING FACILITIES				12,109
UTILITIES	LS			(3,000)
SITE PREPARATION	LS			(750)
ROADS, SIDEWALKS, AND PARKING	LS			(2,000)
SITE IMPROVEMENTS	LS			(750)
COMMUNICATIONS	LS			(500)
GENERATOR	KW	5,000	800	(4,000)
PASSIVE FORCE PROTECTION MEASURES	LS			(50)
SECURITY FENCING	LS			(59)
PRIVATIZED UTILITIES SERVICE AND CONNECTION	LS			(1,000)
SUBTOTAL				200,491
CONTINGENCY (5.00%)				10,025
TOTAL CONTRACT COST				210,516
SUPERVISION, INSPECTION AND OVERHEAD (6.50%)				13,684
DESIGN/BUILD - DESIGN COST (10.00% OF SUBTOTAL)				20,049
CONSTRUCTION SECURITY SURVILLANCE				5,261
TOTAL REQUEST				249,510
TOTAL REQUEST (ROUNDED)				250,000
EQUIPMENT FROM OTHER APPROPRIATIONS (NON-ADD)				(150,000)

10. DESCRIPTION OF PROPOSED CONSTRUCTION

Construct a three-story Space Operations Facility (SOF)with reinforced concrete foundation, steel structure, clad with precast concrete panels and a low slope membrane roof. Sensitive and/or Special Access Program spaces shall comply with the Intelligence Community Directive 705 criteria and standards. Construction includes a perimeter fence surrounding the Space Operations Facility to provide Protection Level 2 (PL2). Project will include all supporting facilities such as site improvements, pavements, communications, utilities, and protection level 2 fencing necessary to provide a complete and useable facility. This project is authorized a generator, per AFI 32-1062. Facility will be designed as permanent construction in accordance with Department of War Unified Facilities Criteria 1-200-01. This project will comply with Department of War antiterrorism/force protection requirements per Unified Facilities Criteria 4-010-01.

This project intends to leverage the authorities granted in the FY 2026 National Defense Authorization Act to take advantage of private sector innovative design and construction methods. It will use a combination of Other Transactional Authority (OTA), Progressive Design-Build (PDB), and other execution methods to innovate in delivery, reduce construction timelines, and lifecycle costs. OTA/PDB execution will capitalize on the construction industry's expertise and innovation.

1. COMPONENT	FY 2027 MILITARY CONSTRUCTION PROJECT DATA	2. DATE
SPACE FORCE		MARCH 2026

3. INSTALLATION AND LOCATION	4. PROJECT TITLE
KIRTLAND AIR FORCE BASE NEW MEXICO	SPACE FORCE OPERATIONS FACILITY

5. PROGRAM ELEMENT	6. CATEGORY CODE	7. PROJECT NUMBER	8. PROJECT COST ($000)
91211S	141-456	USSF270003	250,000

The execution strategy is intentionally non-prescriptive to empower industry partners to innovate and propose the most effective technical solution to meet the defined needs.

Air Conditioning: 1400 Tons

11. REQ: 17,090 SM ADQT: 0 SUBSTD: 0

PROJECT:
Construct Space Operations Facility.

REQUIREMENT:
A highly classified and secured contiguous area to enable National Reconnaissance Organization (NRO) and United States Space Force (USSF) emergent missions including Air Moving Target Indicator, Ground Moving Target Indicator, and Proliferated Warfighter Space Architecture. Workspaces will house intelligence analysis and production for new and expanded all-source means, enabling near-real time capabilities and missions unique to United States Space Force. Facility will support the intelligence needs of the Defense Intelligence Enterprise and the United States Space Force as well as other joint warfighters, policymakers and acquisition professionals, through analysis or application. Mission is responsible for Intelligence, Surveillance and Reconnaissance (ISR) for the United States Space Force, providing actionable and time-sensitive intelligence for space domain operations including detection, characterization and targeting adversary space capabilities. The Space Operations Facility must be constructed to meet Protection Level 2 requirements. To ensure reliable operations, the Space Operations Facility will have multiple active power and cooling distribution paths and redundant components to meet the fault-tolerant facility "Tier IV" standard as defined by The Uptime Institute. The Space Operations Facility will include ICD 705 compliant construction spaces to meet all mission separation and collaboration requirements. A 500-person auditorium is required for secure briefings and conferences. The Space Operations Facility will also include a dining area to support 24/7 operations. Adequate parking will be constructed for the Space Operations Facility. This is a Space Operations Facility supported service requirement and supports SPACEFOR-SPACE.

CURRENT SITUATION:
Schriever does not have the physical space to accommodate new analysts and information technology requirements to accomplish its expanded national security mission. Per Air Force Manual 32-1084 "Facility Requirements", this is the requirement for the new mission and future growth current situation.

1. COMPONENT	FY 2027 MILITARY CONSTRUCTION PROJECT DATA	2. DATE
SPACE FORCE		MARCH 2026

3. INSTALLATION AND LOCATION	4. PROJECT TITLE
KIRTLAND AIR FORCE BASE NEW MEXICO	SPACE FORCE OPERATIONS FACILITY

5. PROGRAM ELEMENT	6. CATEGORY CODE	7. PROJECT NUMBER	8. PROJECT COST ($000)
91211S	141-456	USSF270003	250,000

IMPACT IF NOT PROVIDED:
The emerging missions will be late to need and will begin operations in facilities which do not meet the resiliency requirements of Tier IV facilities. The Space Force will miss an opportunity to disperse and replicate to increase survivability of the mission.

ADDITIONAL:
This design shall conform to criteria established in the Air Force Corporate Facilities Standards (AFCFS), the Installation Facilities Standards (IFS), but will not employ a standard facility design because there is no AF standard facility design for this project and there is no applicable standard design from Air Force Civil Engineer Center. Sustainable principles, to include life-cycle cost-effective practices, will be integrated into the design, development, and construction of the project in accordance with Unified Facility Criteria 1-200-02. This includes preparation of a life-cycle cost analysis for energy consuming systems, renewable energy generating systems, or when life-cycle cost effective is selected as the reason any requirement of Unified Facility Criteria 1-200-02 is partially compliant or not applicable. Project not in flood plain: This project will not be sited within or partly within the 100-year flood plain. In accordance with IDP: Facility will be sited in accordance with the Installation Development Plan and within a compatible land use area. The construction growth offset for this requirement is 183,955 square feet.

Base Civil Engineer: (505) 853-2043

SPACE FORCE OPERATIONS FACILITY: 17,090 SM = 183,955 Square Feet;

JOINT USE CERTIFICATION: Mission Requirements, operational considerations, and location are incompatible with use by other components.

1. COMPONENT	FY 2027 MILITARY CONSTRUCTION PROJECT DATA	2. DATE
SPACE FORCE		MARCH 2026

3. INSTALLATION AND LOCATION	4. PROJECT TITLE
KIRTLAND AIR FORCE BASE NEW MEXICO	SPACE FORCE OPERATIONS FACILITY

5. PROGRAM ELEMENT	6. CATEGORY CODE	7. PROJECT NUMBER	8. PROJECT COST ($000)
91211S	141-456	USSF270003	250,000

12. SUPPLEMENTAL DATA:

A. Estimated Execution Data:

(1) Acquisition Strategy: Design-Build

(2) Design Data

(a) Design or Request for Proposal(RFP) Started:	AUG/2026
(b) Percent of Design Completed as of SEP 2025:	0%
(c) Percent of Design Completed as of JAN 2026:	0%
(d) Design or RFP Complete:	AUG/2027
(e) Total Design Cost ($000):	20,000
(f) Energy Study and/or Life Cycle Cost Analysis	YES
(g) Standard or Definitive Design Used?	NO

(3) Construction Data:

(a) Contract Award:	JUL/2027
(b) Construction Start:	NOV/2028
(c) Construction Complete:	NOV/2032

B. Equipment associated with this project which will be provided from other appropriations:

Equipment Nomenclature	Procuring Appropriation	Fiscal Year Appropriated Or Requested	Cost ($000)
Communications / Data	3410	2031	110,000
Uninterruptable Power Supply	3080	2031	10,000
Electronic Security System	3080	2031	5,000
Physical Security	3080	2031	5,000
Furniture, Fixtures, & Equipme	3410	2031	20,000

MILCON Work-in-Place (WIP) Curve – Automated Spend Plan

Project Information	
Project Title	Space Force Operational Facility
Installation	Kirtland
Program Year (FY)	2027
Project #	USSF270003

Financial Inputs & Derived Amounts ($000)	
Programmed Amount (PA)	250,000
SIOH Rate	6.5%
Contingency Rate	5.0%
SIOH Amount	16,250
Contingency Amount	12,500
Construction (PA less SIOH & Cont)	221,250
Total Increments	3
Key Dates (Calculated)	
Begin Date (FY Start)	Oct 1, 2026
Award Date (Assumed)	Jul 1, 2027
Complete Date (Award + POP; set to 1st of month)	Jan 1, 2032
Award Month (1st of month)	Jul 1, 2027
Complete Month (1st of month)	Jan 1, 2032
Period of Performance	1660

Funding & Obligation Increments ($000)

Increment	Amount ($000)	Funding Date	Obligation Date
Increment 1	250,000	Jan 1, 2027	Jul 1, 2027
Increment 2	0		
Increment 3	0		
Total Funding	250,000	Check vs PA	0

Outlay Curve Controls (Adjust if needed)	
Outlay Curve Steepness (k)	8.0
Normalized Logistic Base (t=0)	0.01798621
Normalized Logistic Top (t=1)	0.98201379
Total Outlay ($000) (assumed = PA)	250,000

Monthly Cash Flow (Automated from Spend Plan)

Month	Funding ($000)	Obligation ($000)	Outlay ($000)	Cumulative Funding	Cumulative Obligation	Cumulative Outlay
Oct 2026	0	0	0	0	0	0
Nov 2026	0	0	0	0	0	0
Dec 2026	0	0	0	0	0	0
Jan 2027	250,000	0	0	250,000	0	0
Feb 2027	0	0	0	250,000	0	0
Mar 2027	0	0	0	250,000	0	0
Apr 2027	0	0	0	250,000	0	0
May 2027	0	0	0	250,000	0	0
Jun 2027	0	0	0	250,000	0	0
Jul 2027	0	250,000	#N/A	250,000	250,000	#N/A
Aug 2027	0	0	#N/A	250,000	250,000	#N/A
Sep 2027	0	0	#N/A	250,000	250,000	#N/A
Oct 2027	0	0	#N/A	250,000	250,000	#N/A
Nov 2027	0	0	#N/A	250,000	250,000	#N/A
Dec 2027	0	0	#N/A	250,000	250,000	#N/A
Jan 2028	0	0	#N/A	250,000	250,000	#N/A
Feb 2028	0	0	#N/A	250,000	250,000	#N/A
Mar 2028	0	0	#N/A	250,000	250,000	#N/A
Apr 2028	0	0	#N/A	250,000	250,000	#N/A
May 2028	0	0	#N/A	250,000	250,000	#N/A
Jun 2028	0	0	#N/A	250,000	250,000	#N/A
Jul 2028	0	0	#N/A	250,000	250,000	#N/A
Aug 2028	0	0	#N/A	250,000	250,000	#N/A
Sep 2028	0	0	#N/A	250,000	250,000	#N/A
Oct 2028	0	0	#N/A	250,000	250,000	#N/A
Nov 2028	0	0	#N/A	250,000	250,000	#N/A
Dec 2028	0	0	#N/A	250,000	250,000	#N/A
Jan 2029	0	0	#N/A	250,000	250,000	#N/A
Feb 2029	0	0	#N/A	250,000	250,000	#N/A
Mar 2029	0	0	#N/A	250,000	250,000	#N/A
Apr 2029	0	0	#N/A	250,000	250,000	#N/A
May 2029	0	0	#N/A	250,000	250,000	#N/A
TOTAL	**250,000**	**250,000**	**#N/A**			

Cumulative WIP Curve

Project: Space Force Operational Facility
Program Year: 2027

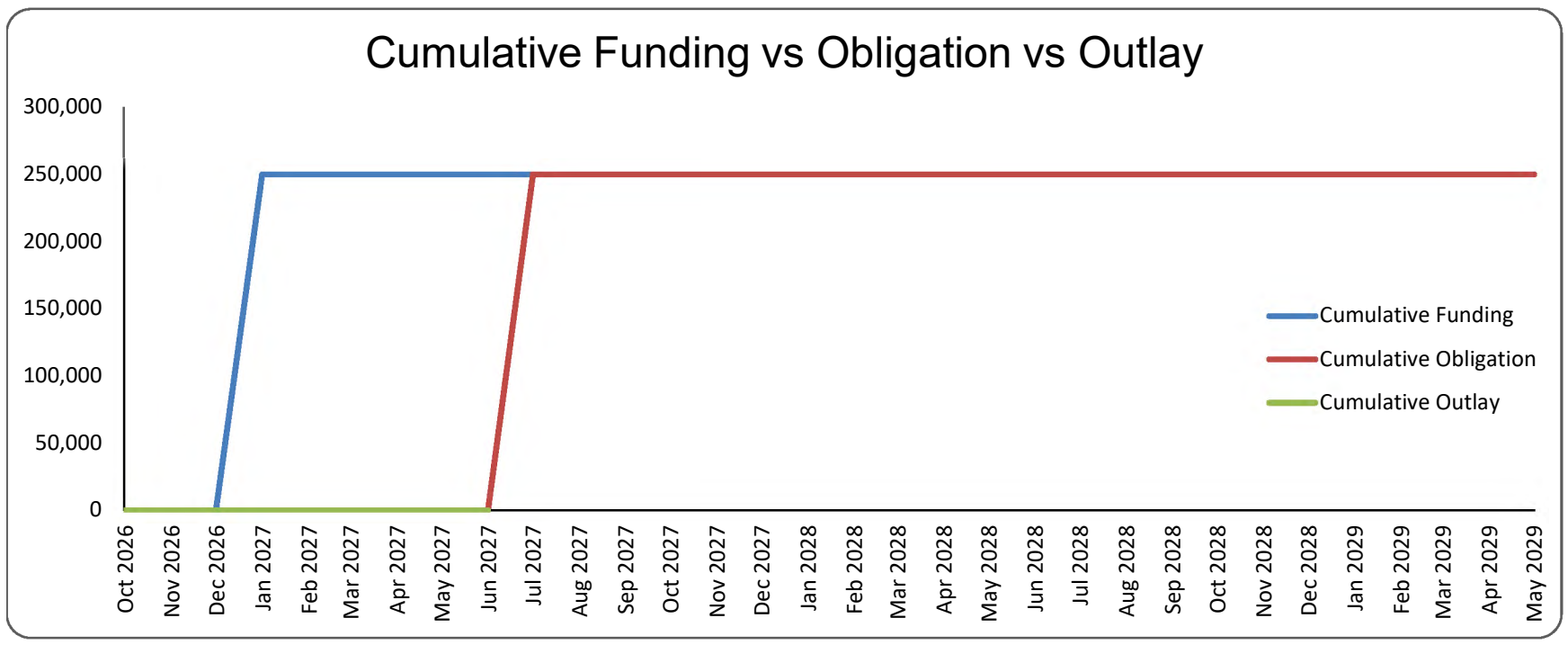

1. COMPONENT	FY 2027 MILITARY CONSTRUCTION PROGRAM	2. DATE (YYYYMMDD)
AIR FORCE		20260323

3. INSTALLATION AND LOCATION	4. COMMAND	5. AREA CONTRUCTION COST INDEX
GRAND FORKS AIR FORCE BASE, NORTH DAKOTA	AIR COMBAT COMMAND	1.15

6. PERSONNEL	(1) PERMANENT			(2) STUDENTS			(3) SUPPORTED			(4) TOTAL
	OFFICER	ENLISTED	CIVILIAN	OFFICER	ENLISTED	CIVILIAN	OFFICER	ENLISTED	CIVILIAN	
a. AS OF 30-Sep-25	196	1,433	337	0	0	0	0	0	57	2,023
b. END FY	196	1,433	337	0	0	0	0	0	57	2,023

7. INVENTORY DATA *($000)*

a. TOTAL ACREAGE	5,342.86
b. INVENTORY TOTAL AS OF 30-Sep-24	4,548,717.59
c. AUTHORIZATION NOT YET IN INVENTORY	0.00
d. AUTHORIZATION REQUESTED IN THIS PROGRAM	250,000.00
e. AUTHORIZATION INCLUDED IN FOLLOWING PROGRAM	0.00
f. PLANNED IN NEXT THREE PROGRAM YEARS	0.00
g. REMAINING DEFICIENCY	0.00
h. GRAND TOTAL	4,798,717.59

8. PROJECTS REQUESTED IN THIS PROGRAM

a. CATEGORY			b. COST ($000)	c. DESIGN STATUS	
(1) CODE	(2) PROJECT TITLE	(3) SCOPE		(1) START	(2) COMPLETE
141-456	Space Force Operations Facility	17,090 SM	250,000	AUG-2026	AUG-2027

9. FUTURE PROJECTS

a. R&M Unfunded Requirements: N/A

10. MISSION OR MAJOR FUNCTIONS

Grand Forks Air Force Base provides a decisional advantage to warfighters and national leaders through support of the nation's RQ-4 Global Hawk high altitude Intelligence, Surveillance and Reconnaissance (ISR) mission. These support joint combatant forces in worldwide peacetime, contingency, and wartime operations.

11. OUTSTANDING POLLUTION AND SAFETY DEFICIENCIES

Outstanding Pollution and Safety Deficiencies ($000): N/A

DD FORM 1390, JUL 1999

PREVIOUS EDITION IS OBSOLETE.

1. COMPONENT	FY 2027 MILITARY CONSTRUCTION PROJECT DATA	2. DATE
SPACE FORCE		MARCH 2026

3. INSTALLATION AND LOCATION	4. PROJECT TITLE
GRAND FORKS AIR FORCE BASE NORTH DAKOTA	SPACE FORCE OPERATIONS FACILITY

5. PROGRAM ELEMENT	6. CATEGORY CODE	7. PROJECT NUMBER	8. PROJECT COST ($000)
91211S	141-456	USSF270002	250,000

9. COST ESTIMATES

ITEM	UM	QUANTITY	UNIT COST	COST($000)
PRIMARY FACILITIES				188,382
INTELLIGENCE, SURVEILLANCE AND RECONNAISSA (141-456)	SM	17,090	10,434	(178,317)
ICD 705 PREMIUM	LS			(6,965)
CYBERSECURITY OF FACILITY RELATED CONTROL	LS			(3,100)
SUPPORTING FACILITIES				12,109
UTILITIES	LS			(3,000)
SITE PREPARATION	LS			(750)
ROADS, SIDEWALKS, AND PARKING	LS			(2,000)
SITE IMPROVEMENTS	LS			(750)
COMMUNICATIONS	LS			(500)
GENERATOR	KW	5,000	800	(4,000)
PASSIVE FORCE PROTECTION MEASURES	LS			(50)
SECURITY FENCING	LS			(59)
PRIVATIZED UTILITIES SERVICE AND CONNECTION	LS			(1,000)
SUBTOTAL				200,491
CONTINGENCY (5.00%)				10,025
TOTAL CONTRACT COST				210,516
SUPERVISION, INSPECTION AND OVERHEAD (6.50%)				13,684
DESIGN/BUILD - DESIGN COST (10.00% OF SUBTOTAL)				20,049
CONSTRUCTION SECURITY SURVILLANCE				5,261
TOTAL REQUEST				249,510
TOTAL REQUEST (ROUNDED)				250,000
EQUIPMENT FROM OTHER APPROPRIATIONS (NON-ADD)				(150,000)

10. DESCRIPTION OF PROPOSED CONSTRUCTION

Construct a three-story Space Operations Facility (SOF)with reinforced concrete foundation, steel structure, clad with precast concrete panels and a low slope membrane roof. Sensitive and/or Special Access Program spaces shall comply with the Intelligence Community Directive 705 criteria and standards. Construction includes a perimeter fence surrounding the Space Operations Facility to provide Protection Level 2 (PL2). Project will include all supporting facilities such as site improvements, pavements, communications, utilities, and protection level 2 fencing necessary to provide a complete and useable facility. This project is authorized a generator, per AFI 32-1062. Facility will be designed as permanent construction in accordance with Department of War Unified Facilities Criteria 1-200-01. This project will comply with Department of War antiterrorism/force protection requirements per Unified Facilities Criteria 4-010-01.

This project intends to leverage the authorities granted in the FY 2026 National Defense Authorization Act to take advantage of private sector innovative design and construction methods. It will use a combination of Other Transactional Authority (OTA), Progressive Design-Build (PDB), and other execution methods to innovate in delivery, reduce construction timelines, and lifecycle costs. OTA/PDB execution will capitalize on the construction industry's expertise and innovation.

1. COMPONENT	FY 2027 MILITARY CONSTRUCTION PROJECT DATA	2. DATE
SPACE FORCE		MARCH 2026

3. INSTALLATION AND LOCATION	4. PROJECT TITLE
GRAND FORKS AIR FORCE BASE NORTH DAKOTA	SPACE FORCE OPERATIONS FACILITY

5. PROGRAM ELEMENT	6. CATEGORY CODE	7. PROJECT NUMBER	8. PROJECT COST ($000)
91211S	141-456	USSF270002	250,000

The execution strategy is intentionally non-prescriptive to empower industry partners to innovate and propose the most effective technical solution to meet the defined needs.

Air Conditioning: 1400 Tons

11. REQ: 17,090 SM ADQT: 0 SUBSTD: 0

PROJECT:
Construct Space Operations Facility.

REQUIREMENT:
A highly classified and secured contiguous area to enable National Reconnaissance Organization (NRO) and United States Space Force (USSF) emergent missions including Air Moving Target Indicator, Ground Moving Target Indicator, and Proliferated Warfighter Space Architecture. Workspaces will house intelligence analysis and production for new and expanded all-source means, enabling near-real time capabilities and missions unique to United States Space Force. Facility will support the intelligence needs of the Defense Intelligence Enterprise and the United States Space Force as well as other joint warfighters, policymakers and acquisition professionals, through analysis or application. Mission is responsible for Intelligence, Surveillance and Reconnaissance (ISR) for the United States Space Force, providing actionable and time-sensitive intelligence for space domain operations including detection, characterization and targeting adversary space capabilities. The Space Operations Facility must be constructed to meet Protection Level 2 requirements. To ensure reliable operations, the Space Operations Facility will have multiple active power and cooling distribution paths and redundant components to meet the fault-tolerant facility "Tier IV" standard as defined by The Uptime Institute. The Space Operations Facility will include ICD 705 compliant construction spaces to meet all mission separation and collaboration requirements. A 500-person auditorium is required for secure briefings and conferences. The Space Operations Facility will also include a dining area to support 24/7 operations. Adequate parking will be constructed for the Space Operations Facility. This is a Space Operations Facility supported service requirement and supports SPACEFOR-SPACE.

CURRENT SITUATION:
This is a new mission beddown for United States Space Force on Schriever Space Force Base as directed in Program Decision Memorandum III from Secretary of War on the FY27 President's Budget. Schriever does not have the physical space to accommodate new analysts and information technology requirements to accomplish its expanded national security mission. Per Air Force Manual 32-1084 "Facility Requirements", this is the requirement for the new mission and future growth current situation.

1. COMPONENT	FY 2027 MILITARY CONSTRUCTION PROJECT DATA	2. DATE
SPACE FORCE		MARCH 2026

3. INSTALLATION AND LOCATION	4. PROJECT TITLE
GRAND FORKS AIR FORCE BASE NORTH DAKOTA	SPACE FORCE OPERATIONS FACILITY

5. PROGRAM ELEMENT	6. CATEGORY CODE	7. PROJECT NUMBER	8. PROJECT COST ($000)
91211S	141-456	USSF270002	250,000

IMPACT IF NOT PROVIDED:
United States Space Force will struggle to meet the Secretary of War's warfighting objectives as specified in the Program Decision Memorandum III document for Space Superiority. The emerging missions will be late to need and will begin operations in facilities which do not meet the resiliency requirements of Tier IV facilities. The Space Force will miss an opportunity to disperse and replicate to increase survivability of the mission.

ADDITIONAL:
This design shall conform to criteria established in the Air Force Corporate Facilities Standards (AFCFS), the Installation Facilities Standards (IFS), but will not employ a standard facility design because there is no AF standard facility design for this project and there is no applicable standard design from Air Force Civil Engineer Center. Sustainable principles, to include life-cycle cost-effective practices, will be integrated into the design, development, and construction of the project in accordance with Unified Facility Criteria 1-200-02. This includes preparation of a life-cycle cost analysis for energy consuming systems, renewable energy generating systems, or when life-cycle cost effective is selected as the reason any requirement of Unified Facility Criteria 1-200-02 is partially compliant or not applicable. Project not in flood plain: This project will not be sited within or partly within the 100-year flood plain. In accordance with IDP: Facility will be sited in accordance with the Installation Development Plan and within a compatible land use area. The construction growth offset for this requirement is 183,955 square feet.

319 Base Civil Engineer: (701) 747-4768

SPACE FORCE OPERATIONS FACILITY: 17,090 SM = 183,955 Square Feet;

JOINT USE CERTIFICATION: Mission Requirements, operational considerations, and location are incompatible with use by other components.

1. COMPONENT	FY 2027 MILITARY CONSTRUCTION PROJECT DATA	2. DATE
SPACE FORCE		MARCH 2026

3. INSTALLATION AND LOCATION	4. PROJECT TITLE
GRAND FORKS AIR FORCE BASE NORTH DAKOTA	SPACE FORCE OPERATIONS FACILITY

5. PROGRAM ELEMENT	6. CATEGORY CODE	7. PROJECT NUMBER	8. PROJECT COST ($000)
91211S	141-456	USSF270002	250,000

12. SUPPLEMENTAL DATA:

A. Estimated Execution Data:

(1) Acquisition Strategy: Design-Build

(2) Design Data

(a) Design or Request for Proposal(RFP) Started:	AUG/2026
(b) Percent of Design Completed as of SEP 2025:	0%
(c) Percent of Design Completed as of JAN 2026:	0%
(d) Design or RFP Complete:	AUG/2027
(e) Total Design Cost ($000):	20,000
(f) Energy Study and/or Life Cycle Cost Analysis	YES
(g) Standard or Definitive Design Used?	NO

(3) Construction Data:

(a) Contract Award:	JUL/2027
(b) Construction Start:	NOV/2028
(c) Construction Complete:	NOV/2032

B. Equipment associated with this project which will be provided from other appropriations:

Equipment Nomenclature	Procuring Appropriation	Fiscal Year Appropriated Or Requested	Cost ($000)
Communications / Data	3410	2031	110,000
Uninterruptable Power Supply	3080	2031	10,000
Electronic Security System	3080	2031	5,000
Physical Security	3080	2031	5,000
Furniture, Fixtures, & Equipme	3410	2031	20,000

MILCON Work-in-Place (WIP) Curve – Automated Spend Plan

Project Information	
Project Title	Space Force Operational Facility
Installation	Grand Forks
Program Year (FY)	2027
Project #	USSF270002

Financial Inputs & Derived Amounts ($000)	
Programmed Amount (PA)	250,000
SIOH Rate	6.5%
Contingency Rate	5.0%
SIOH Amount	16,250
Contingency Amount	12,500
Construction (PA less SIOH & Cont)	221,250
Total Increments	3
Key Dates (Calculated)	
Begin Date (FY Start)	Oct 1, 2026
Award Date (Assumed)	Jul 1, 2027
Complete Date (Award + POP; set to 1st of month)	Jan 1, 2032
Award Month (1st of month)	Jul 1, 2027
Complete Month (1st of month)	Jan 1, 2032
Period of Performance	1660

Funding & Obligation Increments ($000)

Increment	Amount ($000)	Funding Date	Obligation Date
Increment 1	250,000	Jan 1, 2027	Jul 1, 2027
Increment 2	0		
Increment 3	0		
Total Funding	250,000	Check vs PA	0

Outlay Curve Controls (Adjust if needed)	
Outlay Curve Steepness (k)	8.0
Normalized Logistic Base (t=0)	0.01798621
Normalized Logistic Top (t=1)	0.98201379
Total Outlay ($000) (assumed = PA)	250,000

Monthly Cash Flow (Automated from Spend Plan)

Month	Funding ($000)	Obligation ($000)	Outlay ($000)	Cumulative Funding	Cumulative Obligation	Cumulative Outlay
Oct 2026	0	0	0	0	0	0
Nov 2026	0	0	0	0	0	0
Dec 2026	0	0	0	0	0	0
Jan 2027	250,000	0	0	250,000	0	0
Feb 2027	0	0	0	250,000	0	0
Mar 2027	0	0	0	250,000	0	0
Apr 2027	0	0	0	250,000	0	0
May 2027	0	0	0	250,000	0	0
Jun 2027	0	0	0	250,000	0	0
Jul 2027	0	250,000	#N/A	250,000	250,000	#N/A
Aug 2027	0	0	#N/A	250,000	250,000	#N/A
Sep 2027	0	0	#N/A	250,000	250,000	#N/A
Oct 2027	0	0	#N/A	250,000	250,000	#N/A
Nov 2027	0	0	#N/A	250,000	250,000	#N/A
Dec 2027	0	0	#N/A	250,000	250,000	#N/A
Jan 2028	0	0	#N/A	250,000	250,000	#N/A
Feb 2028	0	0	#N/A	250,000	250,000	#N/A
Mar 2028	0	0	#N/A	250,000	250,000	#N/A
Apr 2028	0	0	#N/A	250,000	250,000	#N/A
May 2028	0	0	#N/A	250,000	250,000	#N/A
Jun 2028	0	0	#N/A	250,000	250,000	#N/A
Jul 2028	0	0	#N/A	250,000	250,000	#N/A
Aug 2028	0	0	#N/A	250,000	250,000	#N/A
Sep 2028	0	0	#N/A	250,000	250,000	#N/A
Oct 2028	0	0	#N/A	250,000	250,000	#N/A
Nov 2028	0	0	#N/A	250,000	250,000	#N/A
Dec 2028	0	0	#N/A	250,000	250,000	#N/A
Jan 2029	0	0	#N/A	250,000	250,000	#N/A
Feb 2029	0	0	#N/A	250,000	250,000	#N/A
Mar 2029	0	0	#N/A	250,000	250,000	#N/A
Apr 2029	0	0	#N/A	250,000	250,000	#N/A
May 2029	0	0	#N/A	250,000	250,000	#N/A
TOTAL	**250,000**	**250,000**	**#N/A**			

Cumulative WIP Curve

Project: Space Force Operational Facility
Program Year: 2027

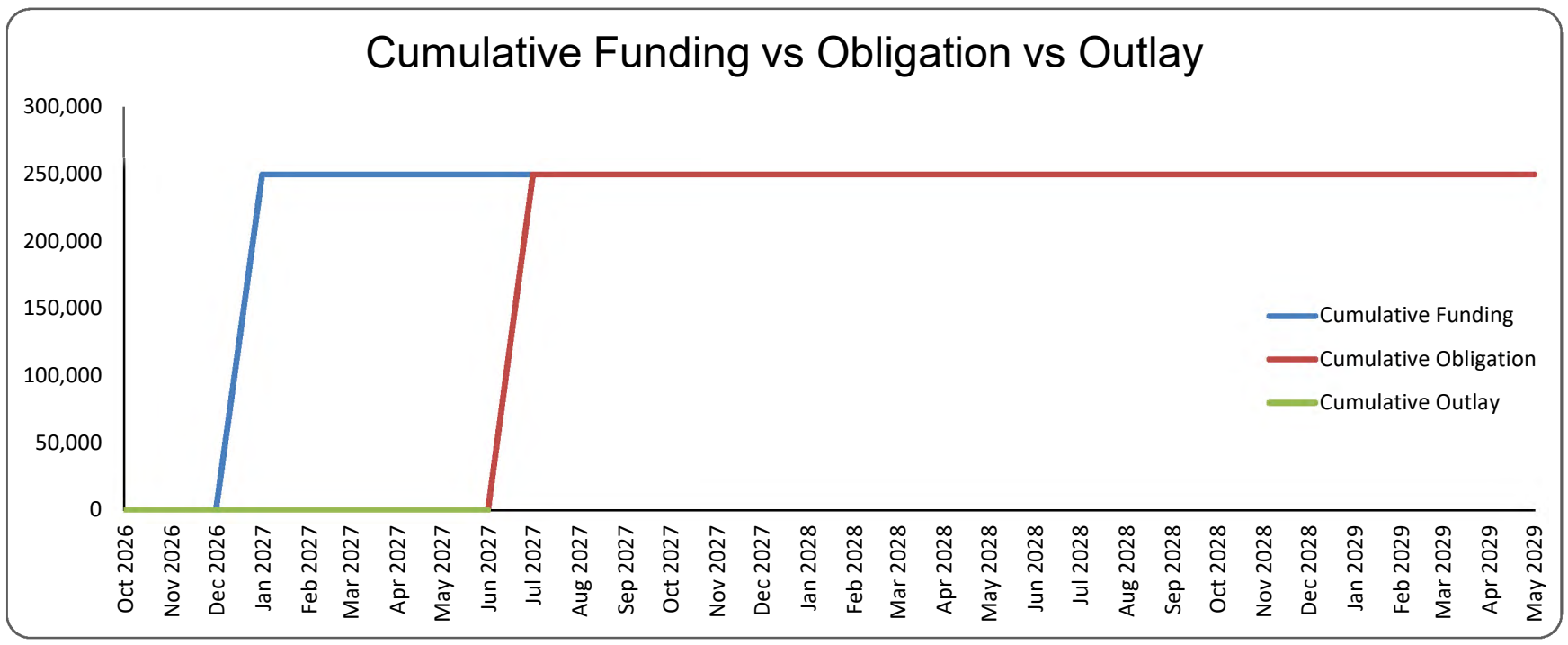

1. COMPONENT	FY 2027 MILITARY CONSTRUCTION PROGRAM	2. DATE (YYYYMMDD)
AIR FORCE		20260315

3. INSTALLATION AND LOCATION	4. COMMAND	5. AREA CONTRUCTION COST INDEX
MINOT AIR FORCE BASE, NORTH DAKOTA	AIR FORCE GLOBAL STRIKE COMMAND	1.22

6. PERSONNEL		(1) PERMANENT			(2) STUDENTS			(3) SUPPORTED			(4) TOTAL
		OFFICER	ENLISTED	CIVILIAN	OFFICER	ENLISTED	CIVILIAN	OFFICER	ENLISTED	CIVILIAN	
a. AS OF	30-Sep-25	653	4,669	520	0	0	0	51	86	71	6,050
b. END FY	30-Sep-31	654	5,015	561	0	0	0	56	88	71	6,445

7. INVENTORY DATA *($000)*

a. TOTAL ACREAGE	24,623.00
b. INVENTORY TOTAL AS OF 15-Mar-26	10,090,173.16
c. AUTHORIZATION NOT YET IN INVENTORY	0.00
d. AUTHORIZATION REQUESTED IN THIS PROGRAM	232,000.00
e. AUTHORIZATION INCLUDED IN FOLLOWING PROGRAM	0.00
f. PLANNED IN NEXT THREE PROGRAM YEARS	
g. REMAINING DEFICIENCY	1,136,500.00
h. GRAND TOTAL	11,458,673.16

8. PROJECTS REQUESTED IN THIS PROGRAM

a. CATEGORY			b. COST ($000)	c. DESIGN STATUS	
(1) CODE	(2) PROJECT TITLE	(3) SCOPE		(1) START	(2) COMPLETE
214-425	Sentinel Consolidated Vehicle Maintenance Complex	10,855 SM	124,000	01/25	09/26
610-243	Sentinel Security Forces Operations Complex	12,106 SM	108,000	11/24	09/26

9. FUTURE PROJECTS

911-146 GBSD Land Acquisition, Phase 1, Inc (N/A AC/$328,000)
135-583 Sentinel Utility Corridor, Inc (N/A AC/$378,532)

10. MISSION OR MAJOR FUNCTIONS

The 5th BW is the host unit of Minot Air Force Base and ensures nuclear deterrence by operating the nuclear capable B-52 Stratofortress. Minot Air Force Base also has the 91st Missile Wing, which delivers nuclear deterrence by operating out of 15 MAFs and 165 LFs that hold the Minute Man III Inter-Continental Ballistic Missile. The Sentinel weapons system will entirely replace the Minute Man III, providing a modern Inter-Continental Ballistic Missile that will maintain Minot's nuclear deterrence capabilities.

11. OUTSTANDING POLLUTION AND SAFETY DEFICIENCIES

None.

DD FORM 1390, JUL 1999

PREVIOUS EDITION IS OBSOLETE.

1. COMPONENT	FY 2027 MILITARY CONSTRUCTION PROJECT DATA	2. DATE
AIR FORCE		MARCH 2026

3. INSTALLATION AND LOCATION	4. PROJECT TITLE
MINOT AIR FORCE BASE NORTH DAKOTA	SENTINEL CONSOLIDATED VEHICLE MAINT. COMPLEX

5. PROGRAM ELEMENT	6. CATEGORY CODE	7. PROJECT NUMBER	8. PROJECT COST ($000)
11233F	214-425	QJVF012003	124,000

9. COST ESTIMATES

ITEM	UM	QUANTITY	UNIT COST	COST($000)
PRIMARY FACILITIES				86,056
VEHICLE MAINTENANCE SHOP (214-425)	SM	8,201	7,895	(64,747)
VEHICLE OPERATIONS ADMINISTRATION (610-121)	SM	2,654	7,830	(20,781)
CYBERSECURITY OF FACILITY-RELATED CONTROL SYS	LS			(528)
SUPPORTING FACILITIES				21,929
PRIVATIZED UTIL. SERVICE AND CONN. (GAS)	LS			(12)
PRIVATIZED UTIL. SERVICE AND CONN. (WATER)	LS			(771)
PRIVATIZED UTIL. SERVICE AND CONN. (ELEC.)	LS			(2,066)
UTILITIES	LS			(643)
SITE IMPROVEMENTS	LS			(1,818)
ROADS, SIDEWALKS, AND PARKING	LS			(11,250)
DEMOLITION	SM	3,213	1,671	(5,369)
SUBTOTAL				107,985
CONTINGENCY (5.00%)				5,399
TOTAL CONTRACT COST				113,384
SUPERVISION, INSPECTION AND OVERHEAD (6.50%)				7,370
DESIGN DURING CONSTRUCTION				2,835
TOTAL REQUEST				123,589
TOTAL REQUEST (ROUNDED)				124,000
EQUIPMENT FROM OTHER APPROPRIATIONS (NON-ADD)				(1,453)

10. DESCRIPTION OF PROPOSED CONSTRUCTION

Construct a 10,855 SM Consolidated Transportation Complex. Construction includes two slab-on-grade buildings. The first is identified as the Vehicle Maintenance Facility; and the second is identified as the Vehicle Operations Facility. The buildings will have reinforced concrete footings and foundation walls, heated concrete floor slabs, a supporting post and beam steel structure, and masonry and steel stud or steel girt back-up wall structures with CMU veneer and metal composite panel exterior material finishes. The new facilities will include electrical, water, sewer, Heating Ventilation Air Conditioning, site work and site paving, landscaping, communications, and other utility expansions as required to serve a complete and usable facility.

Spaces within the buildings include vehicular work bays, supporting service rooms, parts spaces, training and office areas, general circulation, and mechanical and electrical rooms. The noted site work and utilities required to support the project are included in the project funding request. To site the buildings, the project will demolish building B425 (3,213 SM).

Facilities will be designed as permanent construction in accordance with Department of War Unified Facilities Criteria 1-200-01, General Building requirements. This project will comply with Department of War antiterrorism/force protection requirements per Unified Facilities Criteria 4-010-01.

Air Conditioning (Vehicle Maintenance Facility): 21 tons
Air Conditioning (Vehicle Operations Facility): 9 tons

1. COMPONENT	FY 2027 MILITARY CONSTRUCTION PROJECT DATA	2. DATE
AIR FORCE		MARCH 2026

3. INSTALLATION AND LOCATION	4. PROJECT TITLE
MINOT AIR FORCE BASE NORTH DAKOTA	SENTINEL CONSOLIDATED VEHICLE MAINT. COMPLEX

5. PROGRAM ELEMENT	6. CATEGORY CODE	7. PROJECT NUMBER	8. PROJECT COST ($000)
11233F	214-425	QJVF012003	124,000

11. REQ: 10,855 SM ADQT: 0 SUBSTD: 3,213 SM

PROJECT:
Construct Transportation Complex

REQUIREMENT:
This project will replace five existing transportation facilities with two structures. The Vehicle Maintenance Facility will consolidate all vehicle maintenance work bays with the associated administrative, training, and operations functions. The Vehicle Operations Facility, will house all elements of the vehicle operations administration functions. This is not a tenant or supported service requirement.

CURRENT SITUATION:
The existing facilities were built in the late 1950s and early 1960s. Annually, they require 480 man-hours and $18,300 in repair costs each. The roofs are failing and leak throughout all facilities. The Heating, Ventilation, and Air Conditioning is a steam system and is well beyond its life expectancy. These facilities cannot be properly maintained due to age, failing conditions, and the unavailability of replacement parts. The lighting in the existing facilities is inadequate for the tasks they need to support. The vehicle exhaust systems are inadequate and the maintenance bay floors are failing in many places.

The current facilities were built to repair a 500 vehicle fleet. Since then, the vehicle fleet has grown to over 1,100 and vehicles have doubled in size requiring more stall space to perform repairs. Due to space availability, our Airmen are forced to work and maintain vehicles outside even during winter, in conditions that reach -60F with wind-chill, with an average of 184 days per year below freezing. Minot's harsh winter environment creates safety hazards and forces inefficient work-rest cycles.

Also, future mission changes will cause Minot's vehicle fleet to grow an additional 300 vehicles bringing the future fleet total to 1,400 vehicles, three times the original buildings' capacity. New vehicles, most notably JLTVs, and the associated equipment require a larger footprint for maintenance that will not safely fit into Minot's current facilities. (Vehicle area comparison: JLTV = 40.3 m3, HMMWV= 9.7 m3)

Workable space for maintenance operations is 2,560 SM out of an 8,151 SM complex. Lack of space creates safety issues, including a lack of fire lanes, equipment blocking safety devices, and no fall protection. There is a lack of continuity resulting from the separated buildings split administrative and operation functions. This separation creates lost man-hours in planning, coordination, and parts procurement.

Communication infrastructure is not adequate to meet the Department of War Financial Improvement Audit Remediation (FIAR) compliance for the vehicle management enterprise's Defense Property Accountability System (DPAS) reporting system. Each technician is required to input maintenance/labor hours, parts

ordering for vehicle repairs, and opening/closing work orders; this requirement is only partially met with Minot's current facilities.

IMPACT IF NOT PROVIDED:
Security of Protection Level - 1 assets will be negatively impacted. The Air Force will continue to allocate resources towards repairing systems that provide temporary fixes rather than permanent solutions. Vehicle maintenance operations under the current conditions are not sustainable and will have a detrimental impact to the readiness of Air Force Global Strike Command's largest vehicle fleet supporting/securing the only installation with two legs of the nuclear triad. Administrative functions will operate at substandard efficiency levels while the readiness of the transportation fleet at Minot Air Force Base will decline.

Current facilities are limiting Minot's efforts to keep up with the rapidly evolving transportation community. Without this project, Airmen will also continue to work in aging facilities that present welfare, safety, and environmental hazards. Current facilities present a particularly hazardous work environment for technicians as they work in a constrained work space where they may be pinched or crushed between vehicles, pillars, and walls, which may result in loss of limb or life.

The Department of War and Air Force are purchasing larger specialized vehicles that will no longer fit into Minot's current facilities. As these vehicles are put into service, maintenance will only be able to be performed outside as weather conditions permit. Without adequate facilities, productivity will be lost due to arctic work-rest cycles.

ADDITIONAL:
This project meets applicable criteria/scope specified in Department of the Air Force Manual 32-1084, Standard Facility Requirements. This design shall conform to criteria established in the Air Force Corporate Facilities Standards, the Installation Facilities Standards, but will not employ a standard facility design because there is no Air Force standard facility design for this project, and there is no applicable standard design from United States Army Corps of Engineers. A Waiver to an Economic Analysis has been approved for this project. Sustainable principles, to include life-cycle cost-effective practices, will be integrated into the design, development, and construction of the project in accordance with Unified Facilities Criteria 1-200-02, High Performance and Sustainable Building Requirements. This includes preparation of a life-cycle cost analysis for energy consuming systems, renewable energy generating systems, or whenever life-cycle cost effective is selected as the reason any requirement of Unified Facilities Criteria 1-200-02 is partially compliant or not applicable. This project does not fall within or partly within the 100-year flood plain. Facility is sited in accordance with the Installation Development Plan and is within a compatible land use area. Supporting Facilities exceed 25% of the Primary Facilities total due to privatized utility work needed to support project development. The construction growth offset for this requirement is 82,258 square feet.

1. COMPONENT	FY 2027 MILITARY CONSTRUCTION PROJECT DATA	2. DATE
AIR FORCE		MARCH 2026

3. INSTALLATION AND LOCATION	4. PROJECT TITLE
MINOT AIR FORCE BASE NORTH DAKOTA	SENTINEL CONSOLIDATED VEHICLE MAINT. COMPLEX

5. PROGRAM ELEMENT	6. CATEGORY CODE	7. PROJECT NUMBER	8. PROJECT COST ($000)
11233F	214-425	QJVF012003	124,000

5th Bomb Wing Base Civil Engineer: 701-723-2434

Vehicle Maintenance Shop: 8,201 SM = 88,275 Square Feet;
Vehicle Operations Administration: 2654 SM = 28,567 Square Feet;
Demolition: 3,213 SM = 34,584 Square Feet.

JOINT USE CERTIFICATION:
Mission requirements, operational considerations, and location are incompatible with use by other components.

Facility Condition Index: This is not a recapitalization project. No facility condition index exists for this facility type.

1. COMPONENT	FY 2027 MILITARY CONSTRUCTION PROJECT DATA	2. DATE
AIR FORCE		MARCH 2026

3. INSTALLATION AND LOCATION	4. PROJECT TITLE
MINOT AIR FORCE BASE NORTH DAKOTA	SENTINEL CONSOLIDATED VEHICLE MAINT. COMPLEX

5. PROGRAM ELEMENT	6. CATEGORY CODE	7. PROJECT NUMBER	8. PROJECT COST ($000)
11233F	214-425	QJVF012003	124,000

12. SUPPLEMENTAL DATA:

A. Estimated Execution Data:

(1) Acquisition Strategy: Design-Bid-Build

(2) Design Data

(a) Design or Request for Proposal(RFP) Started:	JAN/2025
(b) Percent of Design Completed as of SEP 2025:	35%
(c) Percent of Design Completed as of JAN 2026:	65%
(d) Design or RFP Complete:	SEP/2026
(e) Total Design Cost ($000):	6,995
(f) Energy Study and/or Life Cycle Cost Analysis	YES
(g) Standard or Definitive Design Used?	NO

(3) Construction Data:

(a) Contract Award:	APR/2027
(b) Construction Start:	JUL/2027
(c) Construction Complete:	JAN/2030

B. Equipment associated with this project which will be provided from other appropriations:

Equipment Nomenclature	Procuring Appropriation	Fiscal Year Appropriated Or Requested	Cost ($000)
Furnishing, Fixtures and Equip	3080	2030	1,362
Security CCTV	3400	2030	71
Communications	3400	2030	20

Spend Plan CAO: 25-Mar-26

Project Title:	Sentinel Consolidated Vehicle Maint. Complex
Installation:	Minot AFB, ND
Program Year	2027
Project #	QJVF012003

Instructions and Notes
This spreadsheet is designed to help the user develop a WIP Curve for inclusion with a project 1391. The user only needs to know the project cost and schedule. Edit The Green Fields ONLY

Financials		
PA ($000)		124,000
Initial Contract		110,143
SIOH	6.5%	8,060
SIOH / Month		288
Other (Contingency)	5.0%	5,797
Other / Month		207

Schedule	
Award	1-Apr-27
Complete	30-Jan-30
POP	1035
Months	34.0

1	Enter the Project Title, Location, and Project number
2	Enter the Date this WIP Curve is being updated
3	Enter the Project PA
4	Enter the SIOH required by the agent (6.5% for USACE FY24 and beyond)
5	Enter the contingency percentage plus other amounts withheld by the Agent
6	Enter the projected project Award Date (usually 1 Apr of the Execution FY)
7	Enter the Project Complete Date (Usually Award plus ~1000 days, use the 1st of a month)
8	Enter the Chart Begin Date (first day of the Program Year: 1-Oct-XX) (Use "Short Date" format.)
9	Enter the Dates anticipate to receive each increment of funding (usually January of the Program year, and Oct for subsequent increments)
10	Enter the Dates anticipated to Award the contract (usually 1 Apr of the Program year and obligate increments (usually 1 Oct for increments after initial award.)
11	Enter the Value of each increment (If the project is less than $250M enter the PA as 1st Increment)

Chart	Fund	Obligate	Fund mmm-yr	Obligate mmm-yr	Months	Increment	Obligate	SIOH	Other
Begin	1-Oct-26		Oct-26		0		-	-	-
1st Increment	1-Jan-27	1-Apr-27	Jan-27	Apr-27	33	124,000	110,143	8,060	5,797
2nd Increment					0		-	-	-
3rd Increment					0		-	-	-
4th Increment					0		-	-	-
5th Increment					0	-	-	-	-
End	30-Jan-30	30-Jan-30	Jan-30	Jan-30	0		-	-	-
Total					**33**	**124,000**	**110,143**	**8,060**	**5,797**

Spend Plan CAO: 25-Mar-26

Project Title:	Sentinel Consolidated Vehicle Maint. Complex
Installation:	Minot AFB, ND
Program Year	2027
Project #	QJVF012003

All Cost in thousands

Chart Begin Oct-26	FUNDING (note 1)		OBLIGATION (note 2-3)		OUTLAYS (note 4-5)	
Month	**Enacted**	**Cumulative**	**Obligated**	**Cumulative**	**Monthly**	**Cumulative**
Oct-26	-	-	-	-	-	-
Nov-26	-	-	-	-	-	-
Dec-26	-	-	-	-	-	-
Jan-27	124,000	124,000	-	-	-	-
Feb-27	-	124,000	-	-	-	-
Mar-27	-	124,000	-	-	-	-
Apr-27	-	124,000	110,143	110,143	-	-
May-27	-	124,000	495	110,638	614	614
Jun-27	-	124,000	495	111,133	930	1,544
Jul-27	-	124,000	495	111,628	1,362	2,906
Aug-27	-	124,000	495	112,123	1,927	4,832
Sep-27	-	124,000	495	112,617	2,632	7,464
Oct-27	-	124,000	495	113,112	3,474	10,938
Nov-27	-	124,000	495	113,607	4,428	15,366
Dec-27	-	124,000	495	114,102	5,452	20,818
Jan-28	-	124,000	495	114,597	6,484	27,303
Feb-28	-	124,000	495	115,092	7,449	34,752
Mar-28	-	124,000	495	115,587	8,266	43,018
Apr-28	-	124,000	495	116,082	8,860	51,877
May-28	-	124,000	495	116,577	9,172	61,049
Jun-28	-	124,000	495	117,072	9,172	70,221
Jul-28	-	124,000	495	117,566	8,860	79,081
Aug-28	-	124,000	495	118,061	8,266	87,347
Sep-28	-	124,000	495	118,556	7,449	94,796
Oct-28	-	124,000	495	119,051	6,484	101,280
Nov-28	-	124,000	495	119,546	5,452	106,733
Dec-28	-	124,000	495	120,041	4,428	111,161
Jan-29	-	124,000	495	120,536	3,474	114,634
Feb-29	-	124,000	495	121,031	2,632	117,267
Mar-29	-	124,000	495	121,526	1,927	119,193
Apr-29	-	124,000	495	122,020	1,362	120,555
May-29	-	124,000	495	122,515	930	121,485
Jun-29	-	124,000	495	123,010	614	122,099
Jul-29	-	124,000	495	123,505	391	122,490
Aug-29	-	124,000	130	123,635	241	122,730
Sep-29	-	124,000	90	123,725	143	122,873
Oct-29	-	124,000	85	123,810	143	123,016
Nov-29	-	124,000	85	123,895	143	123,159
Dec-29	-	124,000	95	123,990	143	123,302
Jan-30	-	124,000	10	124,000	698	124,000
Feb-30	-	124,000	-	124,000	-	124,000

Notes	
Note 1:	Assumes initial appropriation is enacted by Congress Jan FY 2027.
Note 2:	Assumes funds are available for obligation by 31 January of the execution year and by 31 October for subsequent years.
Note 3:	Assumes ALL project funds (contract, SIOH, contingency, etc) are obligated NLT 6 months prior to project end
Note 4	Assumes contract award in Apr 2027 and contract completion Jan 30 duration 34 months.
Note 5	Assumes Agent will retain 1% of project obligations for a final payment

Consolidated Vehicle Maintenance Complex, Minot AFB, ND

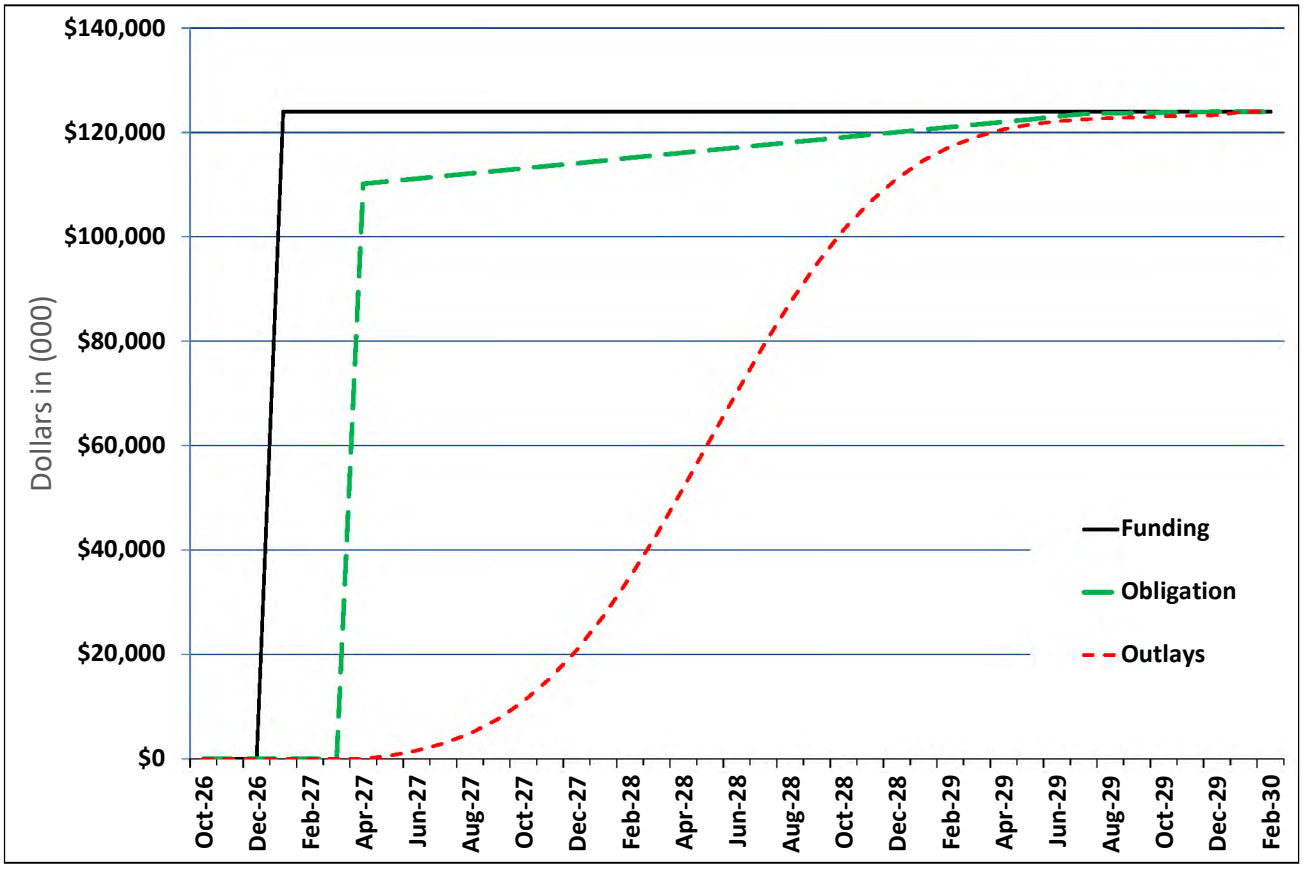

1. COMPONENT	FY 2027 MILITARY CONSTRUCTION PROJECT DATA	2. DATE
AIR FORCE		MARCH 2026

3. INSTALLATION AND LOCATION	4. PROJECT TITLE
MINOT AIR FORCE BASE NORTH DAKOTA	SENTINEL SECURITY FORCES OPERATIONS COMPLEX

5. PROGRAM ELEMENT	6. CATEGORY CODE	7. PROJECT NUMBER	8. PROJECT COST ($000)
11233F	610-243	QJVF063102	108,000

9. COST ESTIMATES

ITEM	UM	QUANTITY	UNIT COST	COST($000)
PRIMARY FACILITIES				83,253
HEADQUARTERS, GROUP (610-243)	SM	12,106	6,672	(80,771)
CYBERSECURITY OF FACILITY-RELATED CONTROL SYS	LS			(2,482)
SUPPORTING FACILITIES				11,087
PRIVATIZED UTIL. SERVICE AND CONN. (GAS)	LS			(1,343)
PRIVATIZED UTIL. SERVICE AND CONN. (WATER)	LS			(90)
PRIVATIZED UTIL. SERVICE AND CONN. (ELEC.)	LS			(2,975)
UTILITIES	LS			(1,113)
SITE IMPROVEMENTS	LS			(2,260)
ROADS, SIDEWALKS, AND PARKING	LS			(1,496)
COMMUNICATIONS	LS			(1,411)
GENERATOR	KW	100	2,100	(210)
FIRE PUMP	LS			(121)
DEMOLITION	SM	257	265	(68)
SUBTOTAL				94,340
CONTINGENCY (5.00%)				4,717
TOTAL CONTRACT COST				99,057
SUPERVISION, INSPECTION AND OVERHEAD (6.50%)				6,439
DESIGN DURING CONSTRUCTION				495
POST CONSTRUCTION AWARD SERVICES				1,981
TOTAL REQUEST				107,972
TOTAL REQUEST (ROUNDED)				108,000
EQUIPMENT FROM OTHER APPROPRIATIONS (NON-ADD)				(8,545)

10. DESCRIPTION OF PROPOSED CONSTRUCTION

This new two-story operations building for the 91st Missile Wing's Security Forces Group will provide a consolidated administrative/training, armory/deployment, and storage/ warehouse facility. The personnel from buildings 547, 505, 128, 475, 437, 773, and 718 will move into the new Security Forces Operations Complex building. The project will include additional parking for 20 command vehicles and code-required handicapped parking. Project will also include the demolition of (2) existing softball fields and concession facility (Building 587, 257 SM) and include construction and replacement of (2) new softball fields and a multipurpose sports field and all associated fencing, dugout awning, lighting, scoreboard and associated equipment. The generator is authorized by Air Force Manual 32-1062. Facilities will be designed as permanent construction in accordance with the Department of War Unified Facilities Criteria 1-200-01, General Building Requirements. This project will comply with Department of War antiterrorism/force protection requirements per Unified Facility Criteria 4-010-01.

11. REQ: 12,106 SM ADQT: 0 SUBSTD: 257 SM

PROJECT:

Construct 91 Missile Wing's Security Forces Operations Complex

REQUIREMENT:

This project requires a consolidated facility for the 91st Security Forces Group.

1. COMPONENT	FY 2027 MILITARY CONSTRUCTION PROJECT DATA	2. DATE
AIR FORCE		MARCH 2026

3. INSTALLATION AND LOCATION	4. PROJECT TITLE
MINOT AIR FORCE BASE NORTH DAKOTA	SENTINEL SECURITY FORCES OPERATIONS COMPLEX

5. PROGRAM ELEMENT	6. CATEGORY CODE	7. PROJECT NUMBER	8. PROJECT COST ($000)
11233F	610-243	QJVF063102	108,000

The 91st Security Forces Group is composed of 91st Missile Security Forces Squadron Commander/Security Support Squadron and their staff, 791st Missile Security Forces Squadron, 891st Missile Security Forces Squadron, 91st Missile Security Operations Squadron, and 219th Missile Security Forces Squadron (Air National Guard Squadron) and their staff. The 91st Security Forces Group alone has over 1,000 personnel assigned in the 91st, 791st, and 891st, Squadrons. The 219th Missile Security Forces Squadron (Air National Guard) unit embeds with these squadrons. The organization will require the following additional spaces by Organization: group conference room, simulators and evaluator rooms, SIPR cafes, physical security storage, training classrooms, guardmount room, unit learning centers, armory, combat training space, secure theater, mission planning spaces, and warehouse. This is a 91st Missile Wing tenant requirement.

CURRENT SITUATION:
Currently, the 5th Bomb Wing Security Forces Squadron and the 91st Missile Wing Security Forces Group share the adjacent facility building 547, which is inadequate for accommodating an entire group. As a result, the 91st Security Forces Group is dispersed across seven different buildings on Minot Air Force Base. This separation significantly hampers arming and response times and necessitates the issuance of an Air Force IMT 116, Request for Deviation from Security Criteria, which requires approval from a 4-star General. Additionally, the 91st Missile Wing convoy defenders need three times the approved amount of time to assemble, exceeding the established time limits and requiring further approval. All defenders require ongoing training to operate effectively in the field and safeguard Minot Air Force Base nuclear assets. Currently, defenders must complete 140 mandatory classroom hours of training per year outside of their regular duty hours. This is due to the lack of available training classroom space during the duty day, as facility building 547 is shared with the 5th Bomb Wing. Additionally, the 91st Missile Wing Defenders must seek permission from the 5th Security Forces Squadron to use the physical combat training space in the joint training center, which is managed by the 5th Security Forces Squadron. This restriction significantly limits the combat capabilities of all 1,000-plus defenders. Regulations require mission briefings and debriefings before and after defenders deploy to the missile fields. The current facility lacks sufficient space to host commander's calls and necessary staff meetings, which impairs the efficiency and effectiveness of communication from leadership. Furthermore, the 91st Security Forces Group also trains using the Multiple Interactive Learning Objectives simulator, but there is currently no room to fully operate this trainer within the existing facility.

IMPACT IF NOT PROVIDED:
The 91st Security Forces Group is the only organization that provides security for the missile sites that belong to Minot Air Force Base. Without the 91st Security Forces Group provided convoy security and missile alert facilities security, the United States would be vulnerable to a wide range of attacks not only at the alert facilities but on the missiles themselves.

1. COMPONENT	FY 2027 MILITARY CONSTRUCTION PROJECT DATA	2. DATE
AIR FORCE		MARCH 2026

3. INSTALLATION AND LOCATION	4. PROJECT TITLE
MINOT AIR FORCE BASE NORTH DAKOTA	SENTINEL SECURITY FORCES OPERATIONS COMPLEX

5. PROGRAM ELEMENT	6. CATEGORY CODE	7. PROJECT NUMBER	8. PROJECT COST ($000)
11233F	610-243	QJVF063102	108,000

ADDITIONAL:

This project meets applicable criteria/scope specified in Department of the Air Force Manual 32-1084, Standard Facility Requirements. All reasonable alternatives were considered during the development of this project to include status quo, renovate current facilities and new construction. New construction is the only viable option to meet this requirement. A formal economic analysis is in progress and will be completed before approval of the president's budget. This design shall conform to criteria established in the Air Force Corporate Facilities Standards, the Installation Facilities Standards, and shall employ the standard facility design Security Force Operations Building from the Air Force Civil Engineer Center. Sustainable principles, to include life-cycle cost-effective practices, will be integrated into the design, development, and construction of the project in accordance with Unified Facilities Criteria 1-200-02, High Performance and Sustainable Building Requirements. This includes preparation of a life-cycle cost analysis for energy consuming systems, renewable energy generating systems, or whenever life-cycle cost effective is selected as the reason any requirement of Unified Facilities Criteria 1-200-02 is partially compliant or not applicable. This project does not fall within or partly within the 100-year flood plain. Facility is sited in accordance with the Installation Development Plan and is within a compatible land use area. The construction growth offset for this requirement is 127,542 square feet.

5th Bomb Wing Base Civil Engineer: 701-723-2434.

Headquarters, Group: 12,106 SM = 130,308 Square Feet;
Demolition: 257 SM = 2,766 Square Feet.

JOINT USE CERTIFICATION: This facility can be used by other components on an "as available" basis; however, the scope of the project is based on Air Force requirements.

Facility Condition Index: This is not a recapitalization project. No Facility Condition Index data exists for this facility type.

1. COMPONENT	FY 2027 MILITARY CONSTRUCTION PROJECT DATA	2. DATE
AIR FORCE		MARCH 2026

3. INSTALLATION AND LOCATION	4. PROJECT TITLE
MINOT AIR FORCE BASE NORTH DAKOTA	SENTINEL SECURITY FORCES OPERATIONS COMPLEX

5. PROGRAM ELEMENT	6. CATEGORY CODE	7. PROJECT NUMBER	8. PROJECT COST ($000)
11233F	610-243	QJVF063102	108,000

12. SUPPLEMENTAL DATA:

A. Estimated Execution Data:

(1) Acquisition Strategy: Design-Bid-Build

(2) Design Data

(a) Design or Request for Proposal(RFP) Started:	NOV/2024
(b) Percent of Design Completed as of SEP 2025:	65%
(c) Percent of Design Completed as of JAN 2026:	65%
(d) Design or RFP Complete:	SEP/2026
(e) Total Design Cost ($000):	7,044
(f) Energy Study and/or Life Cycle Cost Analysis	YES
(g) Standard or Definitive Design Used?	NO

(3) Construction Data:

(a) Contract Award:	APR/2027
(b) Construction Start:	MAY/2027
(c) Construction Complete:	OCT/2029

B. Equipment associated with this project which will be provided from other appropriations:

Equipment Nomenclature	Procuring Appropriation	Fiscal Year Appropriated Or Requested	Cost ($000)
Furnishing, Fixtures and Equip	3080	2029	6,813
Security CCTV	3080	2029	1,192
Communications	3080	2029	367
IDS/EES/ACS Devices	3400	2029	173

Spend Plan CAO: 25-Mar-26

Project Title:	Security Forces Operations Complex
Installation:	Minot AFB, ND
Program Year	2027
Project #	QJVF063102

Instructions and Notes
This spreadsheet is designed to help the user develop a WIP Curve for inclusion with a project 1391. The user only needs to know the project cost and schedule. Edit The Green Fields ONLY

Financials		
PA ($000)		108,000
Initial Contract		95,931
SIOH	6.5%	7,020
SIOH / Month		293
Other (Contingency)	5.0%	5,049
Other / Month		210

Schedule	
Award	1-Apr-27
Complete	1-Oct-29
POP	914
Months	30.0

1	Enter the Project Title, Location, and Project number
2	Enter the Date this WIP Curve is being updated
3	Enter the Project PA
4	Enter the SIOH required by the agent (6.5% for USACE FY24 and beyond)
5	Enter the contingency percentage plus other amounts withheld by the Agent
6	Enter the projected project Award Date (usually 1 Apr of the Execution FY)
7	Enter the Project Complete Date (Usually Award plus ~1000 days, use the 1st of a month]
8	Enter the Chart Begin Date (first day of the Program Year: 1-Oct-XX) (Use "Short Date" format.]
9	Enter the Dates anticipate to receive each increment of funding (usually January of the Program year, and Oct for subsequent increments)
10	Enter the Dates anticipated to Award the contract (usually 1 Apr of the Program year and obligate increments (usually 1 Oct for increments after initial award.)
11	Enter the Value of each increment (If the project is less than $250M enter the PA as 1st Increment]

Chart	Fund	Obligate	Fund mmm-yr	Obligate mmm-yr	Months	Increment	Obligate	SIOH	Other
Begin	1-Oct-26		Oct-26		0		-	-	-
1st Increment	1-Jan-27	1-Apr-27	Jan-27	Apr-27	30	108,000	95,931	7,020	5,049
2nd Increment					0		-	-	-
3rd Increment					0		-	-	-
4th Increment					0		-	-	-
5th Increment					0	-	-	-	-
End	1-Oct-29	1-Oct-29	Oct-29	Oct-29	0		-	-	-
Total					**30**	**108,000**	**95,931**	**7,020**	**5,049**

Spend Plan CAO: 25-Mar-26

Project Title:	Security Forces Operations Complex
Installation:	Minot AFB, ND
Program Year	2027
Project #	QJVF063102

All Cost in thousands

Chart Begin Oct-26	FUNDING (note 1)		OBLIGATION (note 2-3)		OUTLAYS (note 4-5)	
Month	**Enacted**	**Cumulative**	**Obligated**	**Cumulative**	**Monthly**	**Cumulative**
Oct-26	-	-	-	-	-	-
Nov-26	-	-	-	-	-	-
Dec-26	-	-	-	-	-	-
Jan-27	108,000	108,000	-	-	-	-
Feb-27	-	108,000	-	-	-	-
Mar-27	-	108,000	-	-	-	-
Apr-27	-	108,000	95,931	95,931	-	-
May-27	-	108,000	503	96,434	1,613	1,613
Jun-27	-	108,000	503	96,937	2,112	3,725
Jul-27	-	108,000	503	97,440	2,702	6,427
Aug-27	-	108,000	503	97,943	3,370	9,797
Sep-27	-	108,000	503	98,445	4,096	13,892
Oct-27	-	108,000	503	98,948	4,845	18,737
Nov-27	-	108,000	503	99,451	5,576	24,313
Dec-27	-	108,000	503	99,954	6,241	30,554
Jan-28	-	108,000	503	100,457	6,793	37,347
Feb-28	-	108,000	503	100,960	7,188	44,534
Mar-28	-	108,000	503	101,463	7,394	51,928
Apr-28	-	108,000	503	101,966	7,394	59,322
May-28	-	108,000	503	102,468	7,188	66,510
Jun-28	-	108,000	503	102,971	6,793	73,303
Jul-28	-	108,000	503	103,474	6,241	79,544
Aug-28	-	108,000	503	103,977	5,576	85,120
Sep-28	-	108,000	503	104,480	4,845	89,964
Oct-28	-	108,000	503	104,983	4,096	94,060
Nov-28	-	108,000	503	105,486	3,370	97,430
Dec-28	-	108,000	503	105,989	2,702	100,132
Jan-29	-	108,000	503	106,491	2,112	102,244
Feb-29	-	108,000	503	106,994	1,613	103,857
Mar-29	-	108,000	503	107,497	1,207	105,064
Apr-29	-	108,000	503	108,000	889	105,953
May-29	-	108,000	-	108,000	648	106,600
Jun-29	-	108,000	-	108,000	471	107,072
Jul-29	-	108,000	-	108,000	347	107,418
Aug-29	-	108,000	-	108,000	261	107,680
Sep-29	-	108,000	-	108,000	205	107,885
Oct-29	-	108,000	-	108,000	115	108,000

Notes	
Note 1:	Assumes initial appropriation is enacted by Congress Jan FY 2027.
Note 2:	Assumes funds are available for obligation by 31 January of the execution year and by 31 October for subsequent years.
Note 3:	Assumes ALL project funds (contract, SIOH, contingency, etc) are obligated NLT 6 months prior to project end
Note 4	Assumes contract award in Apr 2027 and contract completion Oct 29 duration 30 months.
Note 5	Assumes Agent will retain 1% of project obligations for a final payment

Security Forces Operations Complex, Minot AFB, ND

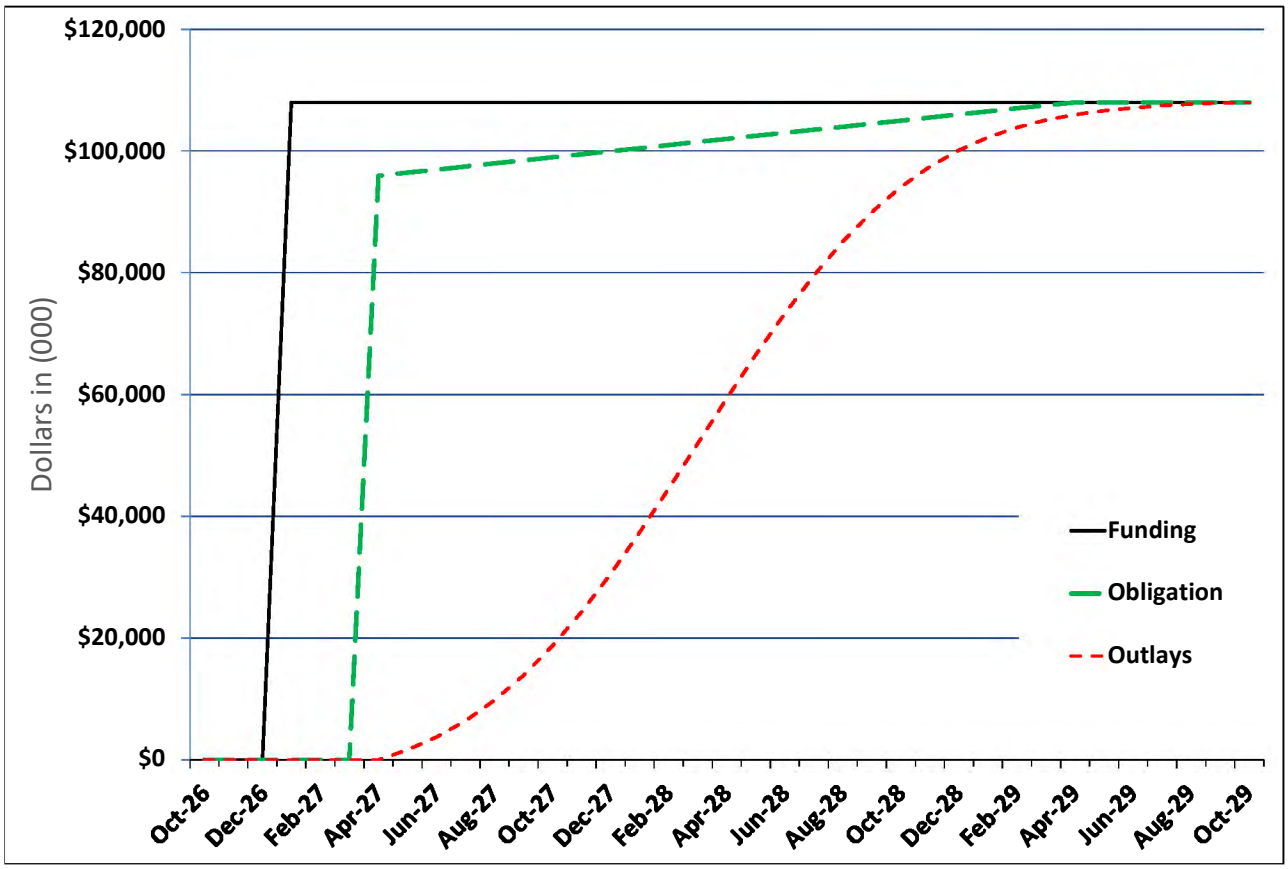

1. COMPONENT	FY 2027 MILITARY CONSTRUCTION PROGRAM	2. DATE (YYYYMMDD)
AIR FORCE		20260310

3. INSTALLATION AND LOCATION	4. COMMAND	5. AREA CONTRUCTION COST INDEX
TINKER AIR FORCE BASE OKLAHOMA	AIR FORCE MATERIEL COMMAND	0.91

6. PERSONNEL		(1) PERMANENT			(2) STUDENTS			(3) SUPPORTED			(4) TOTAL
		OFFICER	ENLISTED	CIVILIAN	OFFICER	ENLISTED	CIVILIAN	OFFICER	ENLISTED	CIVILIAN	
a. AS OF	30-Sep-25	832	2,802	17,770	0	0	0	260	1,359	446	23,469
b. END FY	30-Sep-31	835	2,802	17,746	0	0	0	260	1,359	446	23,448

7. INVENTORY DATA *($000)*

a. TOTAL ACREAGE	5,503.00
b. INVENTORY TOTAL AS OF 15-May-25	13,681,911.00
c. AUTHORIZATION NOT YET IN INVENTORY	592,600.00
d. AUTHORIZATION REQUESTED IN THIS PROGRAM	0.00
e. AUTHORIZATION INCLUDED IN FOLLOWING PROGRAM	0.00
f. PLANNED IN NEXT THREE PROGRAM YEARS	0.00
g. REMAINING DEFICIENCY	4,187,800.00
h. GRAND TOTAL	18,462,311.00

8. PROJECTS REQUESTED IN THIS PROGRAM

a. CATEGORY			b. COST ($000)	c. DESIGN STATUS	
(1) CODE	(2) PROJECT TITLE	(3) SCOPE		(1) START	(2) COMPLETE
211-116	BOMBER AGILE COMMON HANGAR, INC 2	18,302 SM	112,000	OCT-2023	JUN-2025

9. FUTURE PROJECTS

211-116 BOMBER AGILE COMMON HANGAR, INC (18,302 SM/$96,000)
211-159 KC-46 DOCK DEPORT CORROSION CONTROL HANGAR, INC (13,791 SM/$337,000)
211-254 INTEGRATED CAPABILITY DEPOT OXYGEN FACILITY (5,771 SM/$83,000)
211-116 B-21 BOMBER CAMPUS INFRASTRUCTURE (TBD/$109,000)

10. MISSION OR MAJOR FUNCTIONS

Tinker Air Force Base combined mission includes operations, supply, maintenance and management in support of the 76th Maintenance Wing, 552nd Air Control Wing, 327th Air Sustainment Wing, 448th Combat Sustainment Wing, 3rd Combat Communications Group, Air Force Reserves, Navy Strategic Communications Wing One, 72nd Air Base Wing, Defense Logistics Agency and Defense Information Systems Agency.

11. OUTSTANDING POLLUTION AND SAFETY DEFICIENCIES

None.

DD FORM 1390, JUL 1999

PREVIOUS EDITION IS OBSOLETE.

1. COMPONENT	FY 2027 MILITARY CONSTRUCTION PROJECT DATA	2. DATE
AIR FORCE		MARCH 2026

3. INSTALLATION AND LOCATION	4. PROJECT TITLE
TINKER AIR FORCE BASE OKLAHOMA	BOMBER AGILE COMMON HANGAR, INC 2

5. PROGRAM ELEMENT	6. CATEGORY CODE	7. PROJECT NUMBER	8. PROJECT COST ($000)
11113F	211-116	WWYK263009	AUTH: 0 APPR: 112,000

9. COST ESTIMATES

ITEM	UM	QUANTITY	UNIT COST	COST($000)
PRIMARY FACILITIES				242,389
HANGAR, MAINTENANCE DEPOT (211-116)	SM	18,302	10,900	(199,492)
APRON (113-321)	SM	39,052	971	(37,919)
CYBERSECURITY OF FACILITY-RELATED CONTROL SYS	LS			(4,978)
SUPPORTING FACILITIES				56,784
UTILITIES	LS			(12,994)
PRIVATIZED UTILITIES SERVICE AND CONNECTION	LS			(3,444)
SPECIAL DRILLED PIER FOUNDATION	LS			(14,701)
SITE PREPARATION	LS			(15,358)
ROADS, SIDEWALKS, AND PARKING	LS			(6,315)
SITE IMPROVEMENTS	LS			(196)
DEMOLITION	SM	148	1,512	(224)
COMMUNICATIONS	LS			(2,592)
PASSIVE FORCE PROTECTION MEASURES	LS			(960)
SUBTOTAL				299,173
CONTINGENCY (5.00%)				14,959
TOTAL CONTRACT COST				314,132
SUPERVISION, INSPECTION AND OVERHEAD (6.50%)				20,419
DESIGN DURING CONSTRUCTION				504
TOTAL REQUEST				335,055
TOTAL REQUEST (ROUNDED)				335,000
EQUIPMENT FROM OTHER APPROPRIATIONS (NON-ADD)				(76,949)

10. DESCRIPTION OF PROPOSED CONSTRUCTION

This project constructs a 4-dock hangar for program depot maintenance. The facility consists of a single-story structural steel framed hangar bay with full span trusses on a cast-in-place concrete slab. Support spaces include a single-story shop side with a two-story administration side constructed as a steel framed system. The hangar bay will be comprised of a standing seam metal roof with the support areas having a low slope single ply membrane roof. Special deep foundations consisting of piers & driven piles are included. Supporting facilities include all necessary utilities and connections, site demolition and earthwork, apron pavements, fencing, and site improvements to provide a complete and useable facility. The project will demolish building 2302 (148 SM) (Total: 148 Square Meters). Facilities will be designed as permanent construction in accordance with the Department of War Unified Facilities Criteria 1-200-01. This project will comply with Department of War antiterrorism/force protection requirements per Unified Facility Criteria 4-010-01.

Air Conditioning: 160 Tons

11. REQ: 18,302 SM ADQT: 0 SUBSTD: 148 SM

PROJECT:
Bomber Agile Common Hangar

1. COMPONENT	FY 2027 MILITARY CONSTRUCTION PROJECT DATA	2. DATE
AIR FORCE		MARCH 2026

3. INSTALLATION AND LOCATION	4. PROJECT TITLE
TINKER AIR FORCE BASE OKLAHOMA	BOMBER AGILE COMMON HANGAR, INC 2

5. PROGRAM ELEMENT	6. CATEGORY CODE	7. PROJECT NUMBER	8. PROJECT COST ($000)
11113F	211-116	WWYK263009	AUTH: 0 APPR: 112,000

REQUIREMENT:

Construct an Agile Common Hangar at Oklahoma City Air Logistics Complex. The Complex presently performs programmed depot maintenance and modifications on the B-1B, B-52, C-130, E-3, KC-46A, KC-135, and expanded the phase maintenance on the Navy E-6 aircraft. This hangar will provide a maintenance area to support increases in bomber workload and programmed depot maintenance activations. Specifically, this hangar is vital to activate two major bomber fleet requirements: B-52J Commercial Engine Replacement Program and B-21 Programmed Depot Maintenance. The B-52J commercial engine replacement program supports nuclear and conventional operations by replacing the current TF33-PW-103 engine on the B-52H aircraft. The workload extensively modifies the existing platform; providing new engines, associated subsystems, struts, nacelles, electrical power generation system, cockpit controls, and cockpit displays. Any B-52H aircraft modified with the new commercial engines, and associated subsystems, are to be designated as B-52J once complete. To accomplish a program of this magnitude, the time at depot will need to increase, requiring an increase in aircraft depot maintenance hangars. Further, the facility is to be used for the B-21 program depot maintenance at a future date. Both workloads require large hangar bays, flexible back shops and support, administrative space and support, restrooms, and lockers, building support, private offices for dock chiefs, administrative space for scheduling and production support, a multi-purpose break room serving as a tornado shelter, and a hazmat storage space with production interface counter. Additionally, both programs support the United States nuclear mission readiness ensuring a wartime posture against nuclear capable peer competitors in the European and Asian theaters. This is a B-52J Commercial Engine Replacement Program supported service requirement.

CURRENT SITUATION:

B-52 program depot maintenance has been accomplished at Tinker Air Force Base since 1959. The Oklahoma City Air Logistics Complex is posturing to activate several B-52 Modernization and Sustainment efforts over the next 10 years. The existing B-52 footprint is being utilized for the installation of the Bomber Tactical Data Link modification, the Very Low Frequency/Low Frequency Modernization program, and the Crypto Modernization upgrade. The Complex plans to utilize working capital funding to expand the current B-52 footprint to organically activate the Radar Modernization Program, Advanced Extremely High Frequency Integration, and Quad Crew program. Through evaluation of existing resources and the new working capital funding, it was determined a Military Construction project was needed to activate the B-52J Commercial Engine Replacement Program organically. Existing resources are not projected to have capacity to fully activate the B-52J Commercial Engine Replacement Program. By appropriating and authorizing funds in FY26 and completing this facility in FY30, the depot will have adequate capacity to incorporate the B-52J Commercial Engine Replacement Program into the existing Programmed Depot Maintenance. Completing the modification alongside existing sustainment will decrease the aircraft availability impacts to Air Force Global Strike Command. Independent of the B-52J Commercial Engine Replacement Program, the Oklahoma City Air Logistic Complex has been designated the Depot Source of Repair for the B-21 Program Depot Maintenance

1. COMPONENT	FY 2027 MILITARY CONSTRUCTION PROJECT DATA	2. DATE
AIR FORCE		MARCH 2026

3. INSTALLATION AND LOCATION	4. PROJECT TITLE
TINKER AIR FORCE BASE OKLAHOMA	BOMBER AGILE COMMON HANGAR, INC 2

5. PROGRAM ELEMENT	6. CATEGORY CODE	7. PROJECT NUMBER	8. PROJECT COST ($000)
11113F	211-116	WWYK263009	AUTH: 0 APPR: 112,000

and has a standing requirement to develop and construct a new Bomber Campus. This Military Construction Project would construct a hangar to be utilized by both B-52J and B-21, aligning requirements and timing. This project enables Oklahoma City Air Logistic Complex to induct and produce the B-52J while also reducing risk to the B-21 Military Construction program.

IMPACT IF NOT PROVIDED:
If this project is not funded by FY26 and completed in FY30, the B-52J Commercial Engine Replacement Program will not fully activate the program organically, requiring the program to split the workload between organic and contractor. If contracted, Air Force Global Strike Command would experience several negative effects including a greater strain to B-52 Aircraft Availability when compared to a fully organic activation. Additionally, the program would have increased package hours to the B-52J Commercial Engine Replacement Program due to not being accomplished along with the Program Depot Maintenance. Next, the Program cost will increase due to splitting the activation between two sites, resulting in an increase of man-hours. Finally, the Oklahoma City Air Logistic Complex does not possess the facility capacity to activate B-21 Program Depot Maintenance workload.

ADDITIONAL:
This project meets applicable criteria/scope specified in Department of the Air Force Manual 32-1084, Standard Facility Requirements. This design shall conform to criteria established in the Air Force Corporate Facilities Standards, the Installation Facilities Standards, but will not employ a standard facility design because there is no Air Force standard facility design for this project, and there is no applicable standard design from the Air Force Civil Engineer Center. A waiver to an economic analysis has been approved for this project. Sustainable principles, to include life-cycle cost-effective practices, will be integrated into the design, development, and construction of the project in accordance with Unified Facility Criteria 1-200-02, High Performance and Sustainable Building Requirements. This includes preparation of a life-cycle cost analysis for energy consuming systems, renewable energy generating systems, whenever life-cycle cost effective is selected as the reason any requirement of Unified Facility Criteria 1-200-02 is partially compliant or not applicable. Non-mission critical facility partly in the flood plain: This project falls partially within the 100-year flood plain. This project will mediate the impact of the floodplain by using the approved locations of the stormwater detention basin at the originally designed location for the hangar and cutting out an area to the East to account for the entire campus's floodplain impact. Facility is sited in accordance with the Installation Development Plan and is within a compatible land use area. This will be a Working Capital Fund supported facility, therefore per 1.6 of the Growth Offset Memo, no offset is required.

Tinker Civil Engineering commercial phone: (405) 734-3451.

HANGAR, MAINTENANCE DEPOT: 18,302 square meters = 197,001 square feet;
APRON: 39,052 square meters = 420,352 square feet;

1. COMPONENT	FY 2027 MILITARY CONSTRUCTION PROJECT DATA	2. DATE
AIR FORCE		MARCH 2026

3. INSTALLATION AND LOCATION	4. PROJECT TITLE
TINKER AIR FORCE BASE OKLAHOMA	BOMBER AGILE COMMON HANGAR, INC 2

5. PROGRAM ELEMENT	6. CATEGORY CODE	7. PROJECT NUMBER	8. PROJECT COST ($000)
11113F	211-116	WWYK263009	AUTH: 0 APPR: 112,000

DEMOLITION: 148 square meters = 1,593 square feet.

JOINT USE CERTIFICATION: This facility can be used by other components on an "as available" basis; however, the scope of the project is based on Air Force requirements.

1. COMPONENT	FY 2027 MILITARY CONSTRUCTION PROJECT DATA	2. DATE
AIR FORCE		MARCH 2026

3. INSTALLATION AND LOCATION	4. PROJECT TITLE
TINKER AIR FORCE BASE OKLAHOMA	BOMBER AGILE COMMON HANGAR, INC 2

5. PROGRAM ELEMENT	6. CATEGORY CODE	7. PROJECT NUMBER	8. PROJECT COST ($000)
11113F	211-116	WWYK263009	AUTH: 0 APPR: 112,000

12. SUPPLEMENTAL DATA:

A. Estimated Execution Data:

(1) Acquisition Strategy: Design-Bid-Build

(2) Design Data

(a) Design or Request for Proposal(RFP) Started:	OCT/2023
(b) Percent of Design Completed as of SEP 2025:	100%
(c) Percent of Design Completed as of JAN 2026:	100%
(d) Design or RFP Complete:	JUN/2025
(e) Total Design Cost ($000):	12,580
(f) Energy Study and/or Life Cycle Cost Analysis	YES
(g) Standard or Definitive Design Used?	NO

(3) Construction Data:

(a) Contract Award:	APR/2026
(b) Construction Start:	MAY/2026
(c) Construction Complete:	JUL/2030

B. Equipment associated with this project which will be provided from other appropriations:

Equipment Nomenclature	Procuring Appropriation	Fiscal Year Appropriated Or Requested	Cost ($000)
CERP-Unique Equipment	3010	2030	411
PDM Equipment	3010	2030	75,388
FURNITURE FIXTURES & EQUIPMENT	3400	2030	100
COMMUNICATION EQUIPMENT	3080	2030	650
FURNISHINGS	3080	2030	400

C. Authorization and Appropriation Summary:

	Authorization $(000)	Auth of Approp $(000)	Appropriation $(000)
FY2026 Enacted	335,000	127,000	127,000
FY2027 Budget Request	0	112,000	112,000
Future Request	0	96,000	96,000
Total	335,000	335,000	335,000

MILCON Work-in-Progress (WIP) Curve – Automated Spend Plan

Project Information	
Project Title	BOMBER AGILE COMMON HANGAR, Inc
Installation	TINKER AFB, OKLAHOMA
Program Year (FY)	2027
Project #	WWYK263009

Financial Inputs & Derived Amounts ($000)	
Programmed Amount (PA)	335,000
SIOH Rate	6.5%
Contingency Rate	5.0%
SIOH Amount	21,775
Contingency Amount	16,750
Construction (PA less SIOH & Cont)	296,475
Total Increments	3

Key Dates (Calculated)	
Begin Date (FY Start)	Oct 1, 2026
Award Date (Assumed)	Apr 1, 2027
Complete Date (Award + POP; set to 1st of month)	Jul 1, 2031
Award Month (1st of month)	Apr 1, 2027
Complete Month (1st of month)	Jul 1, 2031
Period of Performance	1552

Funding & Obligation Increments ($000)

Increment	Amount ($000)	Funding Date	Obligation Date
Increment 1	127,000	Jan 1, 2027	Apr 1, 2027
Increment 2	112,000	Oct 1, 2027	Jan 1, 2028
Increment 3	69,000	Oct 1, 2028	Jan 1, 2029
Increment 4	27,000	Oct 1, 2029	Jan 1, 2030
Total Funding	335,000	Check vs PA	0

Outlay Curve Controls (Adjust if needed)	
Outlay Curve Steepness (k)	8.0
Normalized Logistic Base (t=0)	0.01798621
Normalized Logistic Top (t=1)	0.98201379
Total Outlay ($000) (assumed = PA)	335,000

Monthly Cash Flow (Automated from Spend Plan)

Project: BOMBER AGILE COMMON HANGAR, Inc

Month	Funding ($000)	Obligation ($000)	Outlay ($000)	Cumulative Funding	Cumulative Obligation	Cumulative Outlay
Oct 2026	0	0	0	0	0	0
Nov 2026	0	0	0	0	0	0
Dec 2026	0	0	0	0	0	0
Jan 2027	127,000	0	0	127,000	0	0
Feb 2027	0	0	0	127,000	0	0
Mar 2027	0	0	0	127,000	0	0
Apr 2027	0	127,000	1,018	127,000	127,000	1,018
May 2027	0	0	1,179	127,000	127,000	2,197
Jun 2027	0	0	1,365	127,000	127,000	3,562
Jul 2027	0	0	1,578	127,000	127,000	5,141
Aug 2027	0	0	1,822	127,000	127,000	6,963
Sep 2027	0	0	2,101	127,000	127,000	9,064
Oct 2027	112,000	0	2,417	239,000	127,000	11,481
Nov 2027	0	0	2,775	239,000	127,000	14,256
Dec 2027	0	0	3,178	239,000	127,000	17,434
Jan 2028	0	112,000	3,629	239,000	239,000	21,063
Feb 2028	0	0	4,131	239,000	239,000	25,194
Mar 2028	0	0	4,686	239,000	239,000	29,880
Apr 2028	0	0	5,293	239,000	239,000	35,173
May 2028	0	0	5,950	239,000	239,000	41,123
Jun 2028	0	0	6,654	239,000	239,000	47,777
Jul 2028	0	0	7,397	239,000	239,000	55,174
Aug 2028	0	0	8,170	239,000	239,000	63,343
Sep 2028	0	0	8,958	239,000	239,000	72,301
Oct 2028	69,000	0	9,745	308,000	239,000	82,046
Nov 2028	0	0	10,509	308,000	239,000	92,555
Dec 2028	0	0	11,229	308,000	239,000	103,784
Jan 2029	0	69,000	11,880	308,000	308,000	115,664
Feb 2029	0	0	12,437	308,000	308,000	128,101
Mar 2029	0	0	12,877	308,000	308,000	140,978
Apr 2029	0	0	13,183	308,000	308,000	154,161
May 2029	0	0	13,339	308,000	308,000	167,500
Jun 2029	0	0	13,339	308,000	308,000	180,839
Jul 2029	0	0	13,183	308,000	308,000	194,022
Aug 2029	0	0	12,877	308,000	308,000	206,899
Sep 2029	0	0	12,437	308,000	308,000	219,336
Oct 2029	27,000	0	11,880	335,000	308,000	231,216
Nov 2029	0	0	11,229	335,000	308,000	242,445
Dec 2029	0	0	10,509	335,000	308,000	252,954
Jan 2030	0	27,000	9,745	335,000	335,000	262,699
Feb 2030	0	0	8,958	335,000	335,000	271,657
Mar 2030	0	0	8,170	335,000	335,000	279,826
Apr 2030	0	0	7,397	335,000	335,000	287,223
May 2030	0	0	6,654	335,000	335,000	293,877
Jun 2030	0	0	5,950	335,000	335,000	299,827
Jul 2030	0	0	5,293	335,000	335,000	305,120
Aug 2030	0	0	4,686	335,000	335,000	309,806
Sep 2030	0	0	4,131	335,000	335,000	313,937
Oct 2030	0	0	3,629	335,000	335,000	317,566
Nov 2030	0	0	3,178	335,000	335,000	320,744
Dec 2030	0	0	2,775	335,000	335,000	323,519
Jan 2031	0	0	2,417	335,000	335,000	325,936
Feb 2031	0	0	2,101	335,000	335,000	328,037
Mar 2031	0	0	1,822	335,000	335,000	329,859
Apr 2031	0	0	1,578	335,000	335,000	331,438
May 2031	0	0	1,365	335,000	335,000	332,803
Jun 2031	0	0	1,179	335,000	335,000	333,982
Jul 2031	0	0	1,018	335,000	335,000	335,000
TOTAL	**335,000**	**335,000**	**335,000**			

Cumulative WIP Curve

Project: BOMBER AGILE COMMON HANGAR, Inc
Program Year: 2027

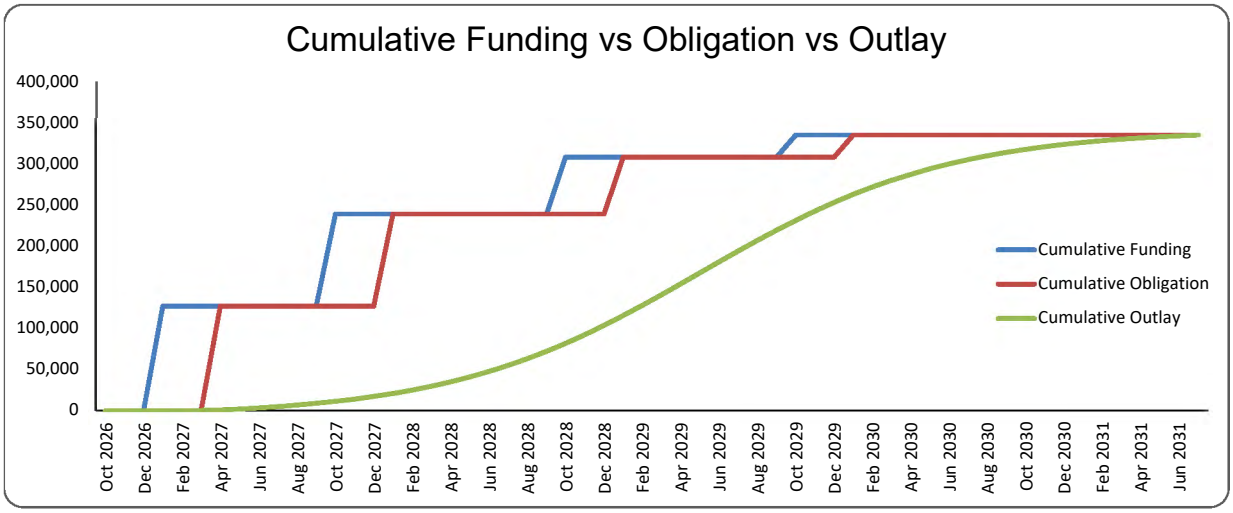

1. COMPONENT	FY 2027 MILITARY CONSTRUCTION PROGRAM	2. DATE (YYYYMMDD)
AIR FORCE		20260326

3. INSTALLATION AND LOCATION	4. COMMAND	5. AREA CONTRUCTION COST INDEX
MOUNTAIN HOME AF BASE, GEOGRAPHICALLY SEPARATED, OREGON	AIR COMBAT COMAND	1.2

6. PERSONNEL	(1) PERMANENT			(2) STUDENTS			(3) SUPPORTED			(4) TOTAL
	OFFICER	ENLISTED	CIVILIAN	OFFICER	ENLISTED	CIVILIAN	OFFICER	ENLISTED	CIVILIAN	
a. AS OF 30-Sep-25	0	0	0	0	0	0	0	0	0	0
b. END FY	0	0	27	0	0	0	0	0	5	32

7. INVENTORY DATA *($000)*

a. TOTAL ACREAGE	2,622.00
b. INVENTORY TOTAL AS OF 30-Sep-25	0.00
c. AUTHORIZATION NOT YET IN INVENTORY	1,093,000.00
d. AUTHORIZATION REQUESTED IN THIS PROGRAM	0.00
e. AUTHORIZATION INCLUDED IN FOLLOWING PROGRAM	0.00
f. PLANNED IN NEXT THREE PROGRAM YEARS	0.00
g. REMAINING DEFICIENCY	0.00
h. GRAND TOTAL	1,093,000.00

8. PROJECTS REQUESTED IN THIS PROGRAM

a. CATEGORY			b. COST ($000)	c. DESIGN STATUS	
(1) CODE	(2) PROJECT TITLE	(3) SCOPE		(1) START	(2) COMPLETE
132-134	Homeland Defense Over-The-Horizon Radar, Inc	2,368 EA	33,650	03/26	01/27

9. FUTURE PROJECTS

10. MISSION OR MAJOR FUNCTIONS

NORAD & NORTHOM requires long range early detection capability for low flying targets of interest approaching the borders of the continental United States. Solution: Land-based, 2-D high frequency (HF) bistatic ionospheric backscatter radar. Provides over-the-horizon detection and tracking of air and surface target sets over wide geographic areas; 100 times more sensitive than past and current OTHR systems. Focuses on low flying air target sets that are obscured from conventional line of-sight radar systems by the curvature of the earth. Permits long range early detection and response to land or sea launched targets of interest. Initial deployment: Network of (2) HLD OTHR CONUS transmitter and receiver site facilities for the northwest mission sector sites.

11. OUTSTANDING POLLUTION AND SAFETY DEFICIENCIES

N/A

1. COMPONENT	FY 2027 MILITARY CONSTRUCTION PROJECT DATA	2. DATE
AIR FORCE		MARCH 2026

3. INSTALLATION AND LOCATION	4. PROJECT TITLE
MT HOME AFB, GEOGRAPHICALLY SEPARATED OREGON	HOMELAND DEFENSE OVER-THE-HORIZON RADAR, INC

5. PROGRAM ELEMENT	6. CATEGORY CODE	7. PAX NUMBER	8. PROJECT COST ($000)
12417F	132-134	110993	AUTH: 0 APPR: 33,650

9. COST ESTIMATES

ITEM	UM	QUANTITY	UNIT COST	COST($000)
PRIMARY FACILITIES				135,703
ANTENNA SUPPORT STRUCTURE (132-134)	EA	2,368	7,908	(18,726)
LAND ACQUISITION (911-146)	AC	2,622	1,660	(4,353)
LAND WITHDRAWL (911-146)	AC	4,999	200	(1,000)
AIRCRAFT CONTROL AND WARNING OPS (141-489)	SM	2,266	35,605	(80,681)
VEHICLE MAINTENANCE SHOP (214-425)	SM	297	6,363	(1,890)
VEHICLE OPERATIONS PARKING SHED (214-428)	SM	455	2,670	(1,215)
VEHICLE FUELING STATION (123-335)	OL	2	752,317	(1,505)
Total from Continuation page(s)				(26,333)
SUPPORTING FACILITIES				246,270
UTILITIES	LS			(52,368)
SITE PREPARATION	LS			(95,486)
ROADS, SIDEWALKS, AND PARKING	LS			(21,446)
SITE IMPROVEMENTS	LS			(9,963)
COMMUNICATIONS	LS			(29,848)
DEMOLITION	LS			(1,713)
GENERATOR SUPPORT FACILITY	LS			(12,940)
ELECTRICAL CONTROL BUILDING	LS			(176)
PASSIVE FORCE PROTECTION MEASURES	LS			(8,354)
PRIVATIZED UTILITIES SERVICE AND CONNECTION	LS			(8,976)
ENVIRONMENTAL MITIGATION	LS			(5,000)
SUBTOTAL				381,971
CONTINGENCY (5.00%)				19,099
TOTAL CONTRACT COST				401,070
SUPERVISION, INSPECTION AND OVERHEAD (6.50%)				26,070
DESIGN/BUILD - DESIGN COST (4.00% OF SUBTOTAL)				15,279
DESIGN DURING CONSTRUCTION				6,231
TOTAL REQUEST				448,650
TOTAL REQUEST (ROUNDED)				448,650
EQUIPMENT FROM OTHER APPROPRIATIONS (NON-ADD)				(728,000)

10. DESCRIPTION OF PROPOSED CONSTRUCTION

Acquisition of land, provide infrastructure support for antenna equipment, and construct multiple single-story buildings to include water supply, power generation, and fuel dispensing facilities to accommodate the mission of the Homeland Defense (HLD) Over-the-Horizon- Radar (OTHR) program. Construction will include concrete foundations for multiple pre-engineered buildings. The land procurement actions include the fee, or lesser real property interest, to include potential withdrawal of public domain land. OTHR sites will require approximately 2,622 acres for the Transmitter systems and 4,999 acres for the Receiver systems. The project consists of a single system. This system will be comprised of two sites, one transmitting and one receiving, and the support buildings areas for each array. This OTHR system array will include all necessary antenna support infrastructure, and communications cabling. Radiofrequency shielding will be utilized to mitigate interference as required. This project includes the reuse of three buildings for a total of 1,394 square meters. Project scope includes backup

1. COMPONENT	FY 2027 MILITARY CONSTRUCTION PROJECT DATA	2. DATE
AIR FORCE		MARCH 2026

3. INSTALLATION AND LOCATION	4. PROJECT TITLE
MT HOME AFB, GEOGRAPHICALLY SEPARATED OREGON	HOMELAND DEFENSE OVER-THE-HORIZON RADAR, INC

5. PROGRAM ELEMENT	6. CATEGORY CODE	7. PAX NUMBER	8. PROJECT COST ($000)
12417F	132-134	110993	AUTH: 0 APPR: 33,650

9. COST ESTIMATES (CONTINUED)

ITEM	UM	QUANTITY	UNIT COST	COST ($000)
PRIMARY FACILITIES (CONTINUED)				
SECURITY POLICE ENTRY CONTR BUILDING (730-837)	SM	71	13,950	(990)
WATER SUPPLY BUILDING (841-169)	SM	246	75,106	(18,476)
AIR FORCE COMMUNICATIONS SERVICE MAINTENAN (217-742)	SM	86	41,076	(3,533)
CYBERSECURITY OF FACILITY-RELATED CONTROL SYS	LS			(3,334)
			Total	26,333

power generators pursuant to Air Force Manual 32-1062 Electrical Systems, Power Plants and Generators. The Generator will be procured using Research Development Testing and Evaluation (RDT&E) funding and supplied to the contractor as Government Furnished Equipment. The project will include all necessary site improvements, site preparation, access roads, existing roadway improvements, supporting pavements, equipment pads, security fencing, utilities and utility connection fees, emergency/stand-by power, communications, and any other necessary supporting infrastructure to provide complete and usable facilities. This project will comply with Department of War antiterrorism/force protection requirements per United Facilities Criteria 4-010-01 Minimum Antiterrorism Standards for Buildings.

11. REQ: 2,368 EA ADQT: 0 SUBSTD: 0

PROJECT:
Acquire land, construct multiple facilities, and field Homeland Defense Over-the-Horizon Radar (HLD OTHR) supporting infrastructure.

REQUIREMENT:
United States adversaries continue to pursue weapon delivery platforms designed to evade detection and strike our homeland. HLD OTHR sensor supports long range, early detection and response to land or sea launched targets of interest. HLD OTHR compromises two major subsystems: the Transmitter, the Receiver. The proposed project will locate one Transmitter and one Receiver subsystem site at suitable locations in a critical mission sector region designated by North American Aerospace Defense Command and Northern Command. HLD-OTHR is a North American Aerospace Defense Command and Northern Command supported service requirement.

CURRENT SITUATION:
This capability does not currently exist anywhere in the United States. HLD OTHR is the number one air domain awareness priority for Commander, North American Aerospace Defense Command and Northern Command and is a critical component of potential adversary countries and Great Power Competition nations.

1. COMPONENT	FY 2027 MILITARY CONSTRUCTION PROJECT DATA	2. DATE
AIR FORCE		MARCH 2026

3. INSTALLATION AND LOCATION	4. PROJECT TITLE
MT HOME AFB, GEOGRAPHICALLY SEPARATED OREGON	HOMELAND DEFENSE OVER-THE-HORIZON RADAR, INC

5. PROGRAM ELEMENT	6. CATEGORY CODE	7. PAX NUMBER	8. PROJECT COST ($000)
12417F	132-134	110993	AUTH: 0 APPR: 33,650

IMPACT IF NOT PROVIDED:
The United States' adversaries continue to hold the homeland at risk. Timely and accurate threat detection, tracking, and assessment provides critical decision space and time to national leaders, while an inability to do so limits available response options. Lack of domain awareness may contribute to increased risk of miscalculation, unnecessary escalation, and potential for strategic deterrence failure.

ADDITIONAL:
The criteria/scope for the HLD-OTHR program is not specified in Air Force Manual 32-1084, Facility Requirements Standards; facility requirements are user and/or mission driven. This design will conform to criteria established in the Air Force Corporate Facilities Standards and Installation Facilities Standards but will not employ a standard facility design because there is no Air Force standard facility design for this project, and there is no applicable standard design to accommodate the facility's mission. All reasonable alternatives were considered during the development of this project; new construction is the only viable option to meet this requirement. A waiver to an economic analysis was approved on February 16, 2024. Sustainable principles, to include life-cycle cost-effective practices, will be integrated into the design, development, and construction of the project in accordance with Unified Facilities Criteria 1-200-02, High Performance and Sustainable Building Requirements. This includes preparation of a life-cycle cost analysis for energy consuming systems, renewable energy generating systems, whenever life cycle cost effective is selected as the reason any requirement of Unified Facilities Criteria 1-200-02 is partially compliant or not applicable. This project does not fall within or partly within a 100-year flood plain. Supporting facility costs exceed 25% of primary facility costs due to site dimensions, the likelihood of the sites being located on undeveloped land and the extensive infrastructure required to support the antenna arrays. The construction growth offset for this requirement is 37,905 square feet.

366 Wing Base Civil Engineer: 208-828-2831
AIRCRAFT CONTR AND WARNING OPERATIONS BLDG (141-489) 2,266 SM = 24,391 SF
VEHICLE MAINTENANCE SHOP (214-425) 297 SM = 3,200 SF
VEHICLE STORAGE SHED (214-428) 455 SM = 4,900 SF
WATER SUPPLY BUILDING (841-169) 246 SM = 3,720 SF
SECURITY POLICE ENTRY CONTR BUILDING (730-837) 72 SM = 770 SF
AIR FORCE COMMUNICATIONS SERVICE MAINTENANCE FACILITY (217-742) 86 SM = 924 SF
DEMOLITION: N/A

JOINT USE CERTIFICATION: Mission requirements, operations consideration and locations are incompatible with use by other components. This facility can be used by other components on an "as available" basis; however, the scope of the project is based on Air Force.

1. COMPONENT	FY 2027 MILITARY CONSTRUCTION PROJECT DATA	2. DATE
AIR FORCE		MARCH 2026

3. INSTALLATION AND LOCATION	4. PROJECT TITLE
MT HOME AFB,GEOGRAPHICALLY SEPARATED OREGON	HOMELAND DEFENSE OVER-THE-HORIZON RADAR, INC

5. PROGRAM ELEMENT	6. CATEGORY CODE	7. PAX NUMBER	8. PROJECT COST ($000)
12417F	132-134	110993	AUTH: 0 APPR: 33,650

12. SUPPLEMENTAL DATA:

A. Estimated Execution Data:

(1) Acquisition Strategy: Design-Build

(2) Design Data

(a) Design or Request for Proposal(RFP) Started:	MAR/2026
(b) Percent of Design Completed as of SEP 2025:	0%
(c) Percent of Design Completed as of JAN 2026:	0%
(d) Design or RFP Complete:	JAN/2027
(e) Total Design Cost ($000):	31,500
(f) Energy Study and/or Life Cycle Cost Analysis	YES
(g) Standard or Definitive Design Used?	NO

(3) Construction Data:

(a) Contract Award:	APR/2027
(b) Construction Start:	JUN/2027
(c) Construction Complete:	OCT/2028

B. Equipment associated with this project which will be provided from other appropriations:

Equipment Nomenclature	Procuring Appropriation	Fiscal Year Appropriated Or Requested	Cost ($000)
Furniture, Fixtures, and Equip	3600	2027	1,000
Radar and Supporting Equipment	3600	2025	327,000
Radar and Supporting Equipment	3600	2027	400,000

C. Authorization and Appropriation Summary:

	Authorization $(000)	Auth of Approp $(000)	Appropriation $(000)
FY2025 Enacted	1,093,000	198,000	198,000
FY2027 Budget Request	0	33,650	33,650
FY2027 Budget Request (DW)	0	217,000	217,000
Future Cost Variation	-644,350	0	0
Total	448,650		448,650

MILCON Work-in-Place (WIP) Curve – Automated Spend Plan

Project Information	
Project Title	HOMELAND DEFENSE OVER-THE-HORIZON RADAR, Inc
Installation	Mountain Home AF Base, Geographically Separated
Program Year (FY)	2027
Project #	QYZH253000

Financial Inputs & Derived Amounts ($000)	
Programmed Amount (PA)	448,650
SIOH Rate	6.5%
Contingency Rate	5.0%
SIOH Amount	29,162
Contingency Amount	22,433
Construction (PA less SIOH & Cont)	397,055
Total Increments	2

Key Dates (Calculated)	
Begin Date (FY Start)	Oct 1, 2026
Award Date (Assumed)	Apr 1, 2029
Complete Date (Award + 1100d; set to 1st of month)	Oct 1, 2030
Period of Performance Measured in Days	550

Funding & Obligation Increments ($000)

Increment	Amount ($000)	Funding Date	Obligation Date
Increment1	198,000	Jan 1, 2027	Apr 1, 2027
Increment2	250,650	Nov 1, 2029	Dec 1, 2029
Total Funding	448,650	Check vs PA	0

Outlay Curve Controls (Adjust if needed)	
Outlay Curve Steepness (k)	10.0
Normalized Logistic Base (t=0)	0.006692851
Normalized Logistic Top (t=1)	0.993307149
Total Outlay ($000) (assumed = PA)	448,650

Monthly Cash Flow (Automated from Spend Plan)

Month	Funding ($000)	Obligation ($000)	Outlay ($000)	Cumulative Funding	Cumulative Obligation	Cumulative Outlay
Oct 2026	0	0	0	0	0	0
Nov 2026	0	0	0	0	0	0
Dec 2026	0	0	0	0	0	0
Jan 2027	198,000	0	0	198,000	0	0
Feb 2027	0	0	0	198,000	0	0
Mar 2027	0	0	0	198,000	0	0
Apr 2027	0	198,000	0	198,000	198,000	0
May 2027	0	0	0	198,000	198,000	0
Jun 2027	0	0	0	198,000	198,000	0
Jul 2027	0	0	0	198,000	198,000	0
Aug 2027	0	0	0	198,000	198,000	0
Sep 2027	0	0	0	198,000	198,000	0
Oct 2027	0	0	0	198,000	198,000	0
Nov 2027	0	0	0	198,000	198,000	0
Dec 2027	0	0	0	198,000	198,000	0
Jan 2028	0	0	0	198,000	198,000	0
Feb 2028	0	0	0	198,000	198,000	0
Mar 2028	0	0	0	198,000	198,000	0
Apr 2028	0	0	0	198,000	198,000	0
May 2028	0	0	0	198,000	198,000	0
Jun 2028	0	0	0	198,000	198,000	0
Jul 2028	0	0	0	198,000	198,000	0
Aug 2028	0	0	0	198,000	198,000	0
Sep 2028	0	0	0	198,000	198,000	0
Oct 2028	0	0	0	198,000	198,000	0
Nov 2028	0	0	0	198,000	198,000	0
Dec 2028	0	0	0	198,000	198,000	0
Jan 2029	0	0	0	198,000	198,000	0
Feb 2029	0	0	0	198,000	198,000	0
Mar 2029	0	0	0	198,000	198,000	0
Apr 2029	0	0	2,084	198,000	198,000	2,084
May 2029	0	0	3,485	198,000	198,000	5,569
Jun 2029	0	0	5,777	198,000	198,000	11,346
Jul 2029	0	0	9,445	198,000	198,000	20,791
Aug 2029	0	0	15,096	198,000	198,000	35,888
Sep 2029	0	0	23,278	198,000	198,000	59,166
Oct 2029	0	0	33,977	198,000	198,000	93,142
Nov 2029	250,650	0	45,820	448,650	198,000	138,963
Dec 2029	0	250,650	55,617	448,650	448,650	194,580
Jan 2030	0	0	59,491	448,650	448,650	254,070
Feb 2030	0	0	55,617	448,650	448,650	309,687
Mar 2030	0	0	45,820	448,650	448,650	355,508
Apr 2030	0	0	33,977	448,650	448,650	389,484
May 2030	0	0	23,278	448,650	448,650	412,762
Jun 2030	0	0	15,096	448,650	448,650	427,859
Jul 2030	0	0	9,445	448,650	448,650	437,304
Aug 2030	0	0	5,777	448,650	448,650	443,081
Sep 2030	0	0	3,485	448,650	448,650	446,566
Oct 2030	0	0	2,084	448,650	448,650	448,650
TOTAL	**448,650**	**448,650**	**448,650**	**448,650**	**448,650**	**448,650**

Cumulative WIP Curve

Project: HOMELAND DEFENSE OVER-THE-HORIZON RADAR, Inc
Program Year: 2027

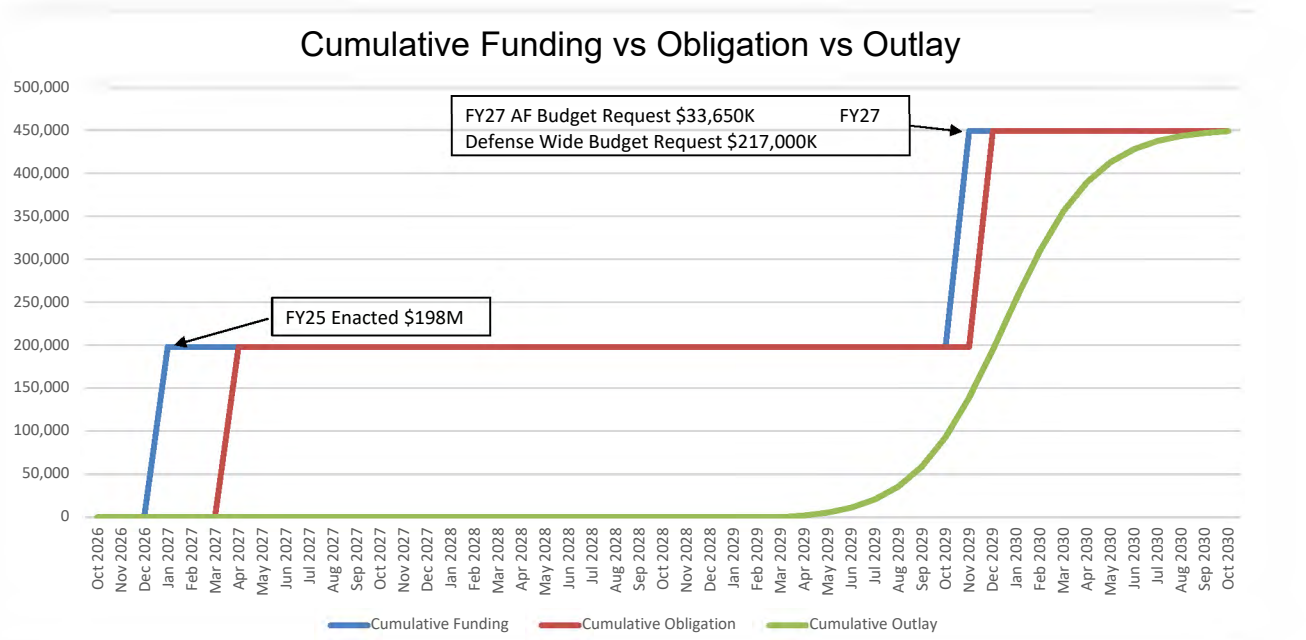

1. COMPONENT	FY 2027 MILITARY CONSTRUCTION PROGRAM	2. DATE (YYYYMMDD)
AIR FORCE		20260326

3. INSTALLATION AND LOCATION	4. COMMAND	5. AREA CONTRUCTION COST INDEX
DYESS AIR FORCE BASE, TEXAS	AIR FORCE GLOBAL STRIKE COMMAND	0.88

6. PERSONNEL		(1) PERMANENT			(2) STUDENTS			(3) SUPPORTED			(4) TOTAL
		OFFICER	ENLISTED	CIVILIAN	OFFICER	ENLISTED	CIVILIAN	OFFICER	ENLISTED	CIVILIAN	
a. AS OF	30-Sep-25	510	3,884	422	0	0	0.00	59	229	41	5,145
b. END FY	30-Sep-30	510	3,947	421	0	0	0	59	227	41	5,205

7. INVENTORY DATA *($000)*

a. TOTAL ACREAGE	6,118
b. INVENTORY TOTAL AS OF 30-Sep-25	4,177,223.00
c. AUTHORIZATION NOT YET IN INVENTORY	122,100.00
d. AUTHORIZATION REQUESTED IN THIS PROGRAM	386,000.00
e. AUTHORIZATION INCLUDED IN FOLLOWING PROGRAM	567,000.00
f. PLANNED IN NEXT THREE PROGRAM YEARS	249,000.00
g. REMAINING DEFICIENCY	907,600.00
h. GRAND TOTAL	6,408,923.00

8. PROJECTS REQUESTED IN THIS PROGRAM

a. CATEGORY			b. COST ($000)	c. DESIGN STATUS	
(1) CODE	(2) PROJECT TITLE	(3) SCOPE		(1) START	(2) COMPLETE
171-212	B-21 Flight Simulator Facility	3,106 SM	63,000	09/24	04/26
211-159	B-21 LO Corrosion Cntrl Fac/RFF, Inc	8,875 SM	74,000	10/23	10/26
812-225	B-21 Utilities Site Improvements Electrical	1,836 LM	23,000	09/24	03/26

9. FUTURE PROJECTS

211-159 B-21 LO Corrosion Cntrl Fac/RFF, Inc (8,875 SM / $226,000)
171-618 B-21 Field Training Detachment Facility (5,167 SM / $84,000)
610-129 B-21 B-21 Squadron Ops/Aircraft Maint Unit (11,686 SM / $118,000)
215-582 Weapons Generation Facility, Inc (7,404 SM / $365,000)
218-712 B-21 Aircraft Ground Equipment Shop (2,787 SM / $27,000)
211-173 B-21 Phased Maintenance Hangar (3,670 SM / $93,000)
171-875 B-21 Weapons Load Training Facility (6,918 SM / $81,000)
422-265 B-21 Armaments Storage (465 SM / $10,000)
113-321 B-21 NAOC Support (68,748 SM / $4,000)
442-758 B-21 Aircraft Parts Store (3,717 SM / $34,000)

10. MISSION OR MAJOR FUNCTIONS

The mission of the Dyess Air Force Base 7th Bomb Wing is to employ the world's finest bomber, deploy, sustain, maintain & employ the B-1 to combatant commanders for employment worldwide, train the world's finest bomber crews, and support the joint fight anywhere in the world. Dyess Air Force Base consists of 7th Bomb Wing, 317th Air Lift Wing, 489 Bomb Group, 29th Training Systems Squadron, ACC Training Support Squadron, 337th Test & Evaluation Squadron, 77th Weapons Squadron, 436th Training Squadron, Air Force Audit Agency, Area Defense Council, 372 Training Squadron, Air Force Office of Special Investigation, Defense Commissary Agency, Army Air Force Exchange Service, US Army Corps of Engineers, and US Marine Corps Reserves.

11. OUTSTANDING POLLUTION AND SAFETY DEFICIENCIES

N/A

1. COMPONENT	FY 2027 MILITARY CONSTRUCTION PROJECT DATA	2. DATE
AIR FORCE		MARCH 2026

3. INSTALLATION AND LOCATION	4. PROJECT TITLE
DYESS AIR FORCE BASE TEXAS	B-21 FLIGHT SIMULATOR FACILITY

5. PROGRAM ELEMENT	6. CATEGORY CODE	7. PROJECT NUMBER	8. PROJECT COST ($000)
64015F	171-212	FNWZ213009	63,000

9. COST ESTIMATES

ITEM	UM	QUANTITY	UNIT COST	COST($000)
PRIMARY FACILITIES				49,098
FLIGHT SIMULATOR TRAINING (171-212)	SM	3,106	14,066	(43,689)
SPECIAL FOUNDATION	LS			(1,828)
ICD 705 PREMIUM	LS			(2,566)
CYBERSECURITY OF FACILITY-RELATED CONTROL	LS			(1,015)
SUPPORTING FACILITIES				6,262
SITE PREPARATION	LS			(543)
SITE IMPROVEMENTS	LS			(457)
ROADS, SIDEWALKS, AND PARKING	LS			(781)
UTILITIES	LS			(2,524)
COMMUNICATIONS	LS			(386)
CONSTRUCTION SECURITY SURVEILLANCE	LS			(1,571)
SUBTOTAL				55,360
CONTINGENCY (5.00%)				2,768
TOTAL CONTRACT COST				58,128
SUPERVISION, INSPECTION AND OVERHEAD (6.50%)				3,778
DESIGN DURING CONSTRUCTION				619
TOTAL REQUEST				62,525
TOTAL REQUEST (ROUNDED)				63,000
EQUIPMENT FROM OTHER APPROPRIATIONS (NON-ADD)				(13,200)

10. DESCRIPTION OF PROPOSED CONSTRUCTION

This project will construct a single-story Flight Simulator facility with three high bay sections housing three simulator training devices and other training related activities. The facility includes secure space. Intelligence Community Directive 705 Premium includes those items which could be identified separately as being required for compliance with Intelligence Community Directive 705. Construction includes steel frame structure, metal roof, brick veneer and insulated metal panel exterior walls. Special foundation is due to local soils and includes a drilled pier concrete foundation. Construction Security Surveillance includes security personnel, a temporary guard shack and additional cost for United States citizenship requirements. Site preparation includes site demolition, clearing, grubbing and earthwork. Site improvements includes landscaping, dumpster locations, equipment pads and other required structures. Utilities include domestic and fire water, electrical, sanitary sewer and storm water. Communications include ducted connections from the building to main distribution infrastructure. Roadways, sidewalks and parking includes asphalt and concrete paving for sidewalks, a parking lot and access drive. Facilities will be designed as permanent construction in accordance with the Department of War Unified Facilities Criteria 1-200-01, General Building Requirements. This project will comply with Department of War anti-terrorism/force protection requirements per Unified Facility Criteria 4-010-01, DoW Minimum Anti-terrorism Standards for Buildings.

Air Conditioning: 344 Tons

11. REQ:	3,106 SM	ADQT:	0	SUBSTD:	0

1. COMPONENT	FY 2027 MILITARY CONSTRUCTION PROJECT DATA	2. DATE
AIR FORCE		MARCH 2026

3. INSTALLATION AND LOCATION	4. PROJECT TITLE
DYESS AIR FORCE BASE TEXAS	B-21 FLIGHT SIMULATOR FACILITY

5. PROGRAM ELEMENT	6. CATEGORY CODE	7. PROJECT NUMBER	8. PROJECT COST ($000)
64015F	171-212	FNWZ213009	63,000

PROJECT:
This project constructs a flight simulator training facility in support of the new B-21 weapons system.

REQUIREMENT:
Dyess Air Force Base operates both B-1B and C-130J aircraft in over 9000 annual sorties. In 2019, the Secretary of the Air Force announced Dyess Air Force Base as one of three preferred Main Operating Bases for the B-21. To support this announcement, several pieces of key infrastructure must be in place to support this critical combat capability. The Flight Simulator facility will house new mission B-21 simulators, training spaces and technical functions integral to providing mission ready pilots. Simulator training has and will continue to be an ongoing mission essential activity that is required for initial operational capability of the B-21. The facility will have trainer bays, server rooms, parts storage and repair space, open and closed office space, training rooms, debriefing rooms, security rooms and building support spaces. The B-21 program also has additional requirements including large portions of space meeting Intelligence Community Directive 705 standards, other secure space and access control. Key activities will include general and mission specific flight training, academic and demonstrative instruction, flight operations in a secure environment, aircrew mission briefs and debriefs, communications, mission planning and administrative support. This is not a tenant or supported service requirement.

CURRENT SITUATION:
This is a new requirement to support the incoming B-21 weapons system at Dyess Air Force Base. There are no current facilities that meet all mission requirements, nor can existing facilities be modified without heavy modification and extensive impact to current mission capabilities. Current mission simulator training occurs in B6030 and B6999, supporting the B-1B and C-130J programs respectively. Air Force Global Strike Command A8X has determined these facilities to be inadequate for B-21 needs based on size, security and program specific factors. Furthermore, Dyess Air Force Base must continue to support the C-130J program indefinitely and B-1B program as well, until B-1B's have been fully divested.

IMPACT IF NOT PROVIDED:
Adequate vacant space to support B-21 simulator requirements in other Dyess facilities does not exist. Reducing scale, overcrowding or splitting the training program up over multiple facilities fails to provide multiple needs listed in the B-21 Facilities Requirements Document and will reduce productivity and training effectiveness for all personnel involved. This new facility is essential to meet the full beddown requirement and is required for initial operational capability of the B-21 at Dyess Air Force Base. If this facility is not provided, Dyess will be unable to begin operation of B-21 aircraft and the Air Force will not meet initial operational capabilities.

ADDITIONAL:
This project meets applicable criteria/scope specified in Air Force Manual 32-1084, Standard Facility Requirements. Project criteria/scope determined based on 171-212 Flight Simulator Facility and complies with Category Group 17, Training

1. COMPONENT	FY 2027 MILITARY CONSTRUCTION PROJECT DATA	2. DATE
AIR FORCE		MARCH 2026

3. INSTALLATION AND LOCATION	4. PROJECT TITLE
DYESS AIR FORCE BASE TEXAS	B-21 FLIGHT SIMULATOR FACILITY

5. PROGRAM ELEMENT	6. CATEGORY CODE	7. PROJECT NUMBER	8. PROJECT COST ($000)
64015F	171-212	FNWZ213009	63,000

Facilities. This design shall conform to criteria established in the Air Force Corporate Facilities Standards and Installation Facilities Standards but will not employ a standard facility design because the standard design does not account for specific B-21 program requirements required for mission training objectives to be met. All reasonable alternatives were considered during the development of this project to include status quo, add/alter, and new construction. Headquarters Air Force determined through FMCE Action Memo on 22 May 2023 that construction of a new facility is the only feasible alternative and waived the requirement for comparative analysis. Sustainable principles, to include life-cycle cost-effective practices, will be integrated into the design, development and construction of the project in accordance with Unified Facility Criteria 1-200-02. This includes the preparation of a life-cycle cost analysis for energy consuming systems, renewable energy generating systems, or when life-cycle cost effective is selected as the reason any requirement of Unified Facility Criteria 1-200-02 is partially compliant or not applicable. This project does not fall within or partly within the 100-year flood plain. Facility is sited in accordance with the Installation Development Plan and is within a compatible land use area. The construction growth offset for this requirement is 33,433 square feet.

7th Bomb Wing Base Civil Engineer: Commercial 325-696-2250.

Flight Simulator Training: 3,106 SM = 33,433 Square Feet.

JOINT USE CERTIFICATION: This facility can be used by other components on an "as available" basis; however, the scope of this project is based on Air Force requirements.

Facility Condition Index: This is not a recapitalization project. No Facility Condition Index data exists for this facility type.

1. COMPONENT	FY 2027 MILITARY CONSTRUCTION PROJECT DATA	2. DATE
AIR FORCE		MARCH 2026

3. INSTALLATION AND LOCATION	4. PROJECT TITLE
DYESS AIR FORCE BASE TEXAS	B-21 FLIGHT SIMULATOR FACILITY

5. PROGRAM ELEMENT	6. CATEGORY CODE	7. PROJECT NUMBER	8. PROJECT COST ($000)
64015F	171-212	FNWZ213009	63,000

12. SUPPLEMENTAL DATA:

A. Estimated Execution Data:

(1) Acquisition Strategy: Design-Bid-Build

(2) Design Data

(a) Design or Request for Proposal(RFP) Started:	SEP/2024
(b) Percent of Design Completed as of SEP 2025:	65%
(c) Percent of Design Completed as of JAN 2026:	95%
(d) Design or RFP Complete:	APR/2026
(e) Total Design Cost ($000):	5,670
(f) Energy Study and/or Life Cycle Cost Analysis	YES
(g) Standard or Definitive Design Used?	NO

(3) Construction Data:

(a) Contract Award:	MAR/2027
(b) Construction Start:	APR/2027
(c) Construction Complete:	APR/2029

B. Equipment associated with this project which will be provided from other appropriations:

Equipment Nomenclature	Procuring Appropriation	Fiscal Year Appropriated Or Requested	Cost ($000)
Furniture, Fixtures, & Equipme	3080	2030	1,444
Communications Equipment	3400	2030	235
Other Equipment	3080	2030	11,521

1. COMPONENT	FY 2027 MILITARY CONSTRUCTION PROJECT DATA	2. DATE
AIR FORCE		MARCH 2026

3. INSTALLATION AND LOCATION	4. PROJECT TITLE
DYESS AIR FORCE BASE TEXAS	B-21 LO CORROSION CNTRL FAC/RFF, INC

5. PROGRAM ELEMENT	6. CATEGORY CODE	7. PROJECT NUMBER	8. PROJECT COST ($000)
64015F	211-159	FNWZ213007	AUTH: 300,000 APPR: 74,000

9. COST ESTIMATES

ITEM	UM	QUANTITY	UNIT COST	COST($000)
PRIMARY FACILITIES				229,917
AIRCRAFT CORROSION CONTROL (211-159)	SM	8,875	14,679	(130,276)
SHOP, AVIONICS (217-712)	SM	5,343	13,474	(71,992)
OPERATIONAL STORAGE (143-770	SM	377	5,145	(1,940)
APRON (113-321)	SM	7,999	2,732	(21,853)
ICD 705 PREMIUM	LS			(2,179)
CYBERSECURITY OF FACILITY-RELATED CONTROL SYS	LS			(1,677)
SUPPORTING FACILITIES				35,852
SITE PREPARATION	LS			(10,434)
SITE IMPROVEMENTS	LS			(1,139)
ROADS, SIDEWALKS, AND PARKING	LS			(11,693)
UTILITIES	LS			(8,944)
COMMUNICATIONS	LS			(490)
DEMOLITION	SM	2,456	732	(1,798)
TEMPORARY FACILITIES	LS			(807)
GENERATOR	KW	275	1,984	(546)
SUBTOTAL				265,769
CONTINGENCY (5.00%)				13,288
TOTAL CONTRACT COST				279,057
SUPERVISION, INSPECTION AND OVERHEAD (6.50%)				18,139
DESIGN DURING CONSTRUCTION				2,789
TOTAL REQUEST				299,985
TOTAL REQUEST (ROUNDED)				300,000
EQUIPMENT FROM OTHER APPROPRIATIONS (NON-ADD)				(9,288)

10. DESCRIPTION OF PROPOSED CONSTRUCTION

This project constructs an aircraft low observable corrosion control hangar in support of the new B-21 weapons system. Construction includes drilled pier foundation, steel frame, masonry and metal panel walls and a standing seam metal roof. The facility includes secure space. Intelligence Community Directive 705 Premium captures those elements which can be separated from normal building elements and cyber security captures building system control hardening against cyber attack. This project will also construct a single bay radio frequency measurement facility to support the new B-21 weapons system while undergoing periodic inspections of low observable characteristics. Construction includes a reinforced concrete foundation, steel frame structure with metal roof and powered hangar doors. Construction for both facilities also includes fire protection, grounding points, temperature and humidity control, filtration and ventilation, back-up power, painting, surface prep and aircraft electrical power. The nature of work in this facility requires radio frequency shielding of the hangar bay. Programmatic security measures require certain spaces within the facility to meet ICD-705 specifications. This project also constructs operational storage consisting of a metal storage building and a fenced staging area serving the 7th Logistics Readiness Squadron cargo pad function. In addition, this project constructs a new concrete equipment pad for the weapons bay fuel tank storage function. Site preparation and improvements includes tree clearing and grubbing,

1. COMPONENT	FY 2027 MILITARY CONSTRUCTION PROJECT DATA	2. DATE
AIR FORCE		MARCH 2026

3. INSTALLATION AND LOCATION	4. PROJECT TITLE
DYESS AIR FORCE BASE TEXAS	B-21 LO CORROSION CNTRL FAC/RFF, INC

5. PROGRAM ELEMENT	6. CATEGORY CODE	7. PROJECT NUMBER	8. PROJECT COST ($000)
64015F	211-159	FNWZ213007	AUTH: 300,000 APPR: 74,000

earthwork and hauling, construction fencing, lighting and clean up, demolition and re-routing of existing transitioning underground utilities as well as demolition of miscellaneous concrete pavement and access drives throughout the site. Site improvements includes earthwork, landscaping and exterior lighting. Roadways sidewalks and parking includes sidewalks, vehicle access drives and full depth replacement of the adjacent aircraft apron. Roadways, sidewalks and parking includes two sections of parking lot, building access drives, sidewalks and a new aircraft hangar access apron. Utilities includes new connections for power, exterior lighting, domestic water, natural gas, sanitary sewer and storm water. Communications includes ducted runs of single mode fiber optic cable and ducted fiber optic connections to the existing communications network infrastructure. The project will demolish buildings B4111 (682 SM), B4112 (555 SM), B4119 (377 SM), B4317 (714 SM) and B4160 (128 SM) (Total: 2,456 SM). This project also provides temporary facilities for B4111 occupants until completion of a permanent facility by a separate, prior year project. These facilities will be contractor provided and contractor removed upon project completion. Functions of other facilities to be demolished will be consolidated into other facilities prior to project execution. The demolition line item also includes demolition of the existing aircraft hangar apron. This project is authorized a generator, per Air Force Manual 32-1062. Facilities to be designed as permanent construction in accordance with Department of War Unified Facilities Criteria 1-200-01, General Building Requirements. This project will comply with Department of War anti-terrorism/force protection requirements per Unified Facility Criteria 4-010-01, Department of War Minimum Anti-terrorism Standards for Buildings, and Unified Facility Criteria 4-010-06, Cyber-security of Facility-Related Control Systems.

Air Conditioning: 493 Tons

11. REQ:	8,875 SM	ADQT:	0	SUBSTD:	2,456 SM

PROJECT:
This project constructs a corrosion control facility and a radio frequency measurement facility for maintenance of B-21 low observable characteristics.

REQUIREMENT:
Dyess Air Force Base operates both B-1B and C-130J aircraft in over 9000 annual sorties. In 2019, the Secretary of the Air Force announced Dyess Air Force Base as one of three preferred Main Operating Bases for the B-21. To support this announcement, several pieces of key infrastructure must be in place to support this critical combat capability. Low observability is a critical capability for B-21 operation. Maintaining this capability will require two restoration spaces in which repairs & maintenance can be performed. Key activities will include application of materials by spraying, restoration of composite surfaces, training and administrative support. The facility supports 350 personnel, over three scheduled shifts and must be equipped with temperature/humidity control, air ventilation and filtration. The facility requires secured storage and support space for Composite Tool Kits, Low Observable Restoration Materials and war

readiness material support kits as well as a Low Observable Task Trainer. Functional requirements for the radio frequency measurements facility include a measurement bay, aircraft power supply room, maintenance area, composite tool kits storage, classified entry vestibule, data analysis room, server room, administrative and building support space. The planned location for both facilities is adjacent to an existing aircraft apron. Due to the age and nature of repairs, Dyess Civil Engineering and B-21 program management determined the entire apron should be demolished as part of this project, which will in turn install a new hangar apron compatible with the B-21 mission. Several facilities lie within the planned footprint of the new low observable corrosion control facility. One of these facilities, the 7th Logistics Readiness Squadron cargo pad, does not have a facility to relocate to or a project to create one. This project will construct a new storage building and fenced staging area equivalent to the existing area and meeting minimum requirements. Analysis of alternatives determined the most economically feasible solution is to locate the new 7th Logistics Readiness Squadron cargo pad within the footprint of a defunct existing facility and a section of existing airfield pavement used by the weapons bay fuel tank storage function. This project includes demolition of the defunct facility and construction of a new concrete pad to support the weapons bay fuel tank storage function. This is not a tenant or supported service requirement.

CURRENT SITUATION:
This is a new requirement to support the incoming B-21 weapons system, identified through the site activation task force and the B-21 program office. This requirement is driven by the requirements owner, Air Force Global Strike Command A8X and funded by the B-21 Rapid Capabilities Office. Current mission B-1B and C-130J aircraft do not have low observable characteristics and a function for maintenance and testing of those capabilities does not exist at Dyess Air Force Base. Alternatives considered included analysis of several existing facilities. The nature of work performed in these facilities requires a fully enclosed aircraft hangar and only four hangars large enough to accommodate the B-21 wingspan exist at Dyess Air Force Base. Of those four, two are required for ongoing C-130J mission activities and the other two have already been planned for use with other B-21 projects. There are no other existing facilities capable of meeting mission requirements without heavy modification and extensive impact to current mission capabilities. The planned locations for the corrosion control and radio frequency measurement hangars are located in a largely undeveloped part of the Dyess flight line and requires displacement of only a handful of small facilities. These two hangars will form the beginning of what has been termed the 'B-21 campus' which is an area of the base where the majority of all B-21 functions will be located, creating greater inter-operational efficiency and availability of shared resources. Both facilities will be located adjacent to an existing aircraft hangar apron currently used as a refueler truck parking area. This apron was rated 'poor' based on a 2019 Pavement Condition report and in 2020 it was repaired with non-aircraft rated concrete and a trench drain was installed. These modifications, while adequate for refueler trucks, cannot handle aircraft traffic, therefore this project will demolish and replace the entire apron. Prior

to demolition, the refueler truck function will be relocated to a new area provided by a prior year project.

IMPACT IF NOT PROVIDED:
Aircraft must undergo maintenance & restoration on a regular basis or else the aircraft's low observable signature will be compromised. Testing of these characteristics periodically and after maintenance is required to ensure mission ready aircraft. Low observable maintenance capabilities and the facilities to perform them do not exist at Dyess Air Force Base. Without this project Dyess will be unable to provide overall bomber readiness.

ADDITIONAL:
This project meets applicable criteria/scope specified in Department of the Air Force Manual 32-1084, Standard Facility Requirements. Project criteria/scope determined based on 211159 Aircraft Corrosion Control and 217712 Avionics Shop and with Category Group 21, Maintenance Facilities. This design shall conform to criteria established in the Air Force Corporate Facilities Standards and Installation Facilities Standards, but will not employ a standard facility design because there is no Air Force standard facility design for this project and there is no applicable standard design from the United States Army Corps of Engineers. However, both facilities will be designed according to an established programmatic basis of design used for low observable corrosion control and radio frequency facilities at all B-21 bases. A preliminary analysis of reasonable options for accomplishing this project (status quo, lease/rent, relocate, add/alter, & new construction) was done. New construction is the only viable option to meet all mission requirements. A waiver from comparative analysis was approved by the Secretary of the Air Force/FMCE for both facilities in June 2023. Sustainable principles, to include life-cycle cost-effective practices, will be integrated into the design, development, and construction of the project in accordance with Unified Facility Criteria 1-200-02. This includes preparation of a life-cycle cost analysis for energy consuming systems, renewable energy generating systems, or when life-cycle cost effective is selected as the reason any requirement of Unified Facility Criteria 1-200-02 is partially compliant or not applicable. This project does not fall within or partly within the 100-year flood plain. Facility is sited in accordance with the Installation Development Plan and is within a compatible land use area. The construction growth offset of this requirement is 130,664 square feet.

7th Bomb Wing Base Civil Engineer: (325) 696-2250.

Aircraft Corrosion Control: 8,875 SM = 95,530 Square Feet;
Shop Avionics: 5,343 SM = 57,512 Square Feet;
Operational Storage: 377 SM = 4,058 Square Feet;
Apron: 7,999 SM = 86,101 Square Feet;
Demolition: 2,456 SM = 26,436 Square Feet.

1. COMPONENT	FY 2027 MILITARY CONSTRUCTION PROJECT DATA	2. DATE
AIR FORCE		MARCH 2026

3. INSTALLATION AND LOCATION	4. PROJECT TITLE
DYESS AIR FORCE BASE TEXAS	B-21 LO CORROSION CNTRL FAC/RFF, INC

5. PROGRAM ELEMENT	6. CATEGORY CODE	7. PROJECT NUMBER	8. PROJECT COST ($000)
64015F	211-159	FNWZ213007	AUTH: 300,000 APPR: 74,000

JOINT USE CERTIFICATION: This facility can be used by other components on an "as available" basis; however, the scope of the project is based on Air Force requirements.

Facility Condition Index: This is not a recapitalization project. No Facility Condition Index data exists for this facility type.

1. COMPONENT	FY 2027 MILITARY CONSTRUCTION PROJECT DATA	2. DATE
AIR FORCE		MARCH 2026

3. INSTALLATION AND LOCATION	4. PROJECT TITLE
DYESS AIR FORCE BASE TEXAS	B-21 LO CORROSION CNTRL FAC/RFF, INC

5. PROGRAM ELEMENT	6. CATEGORY CODE	7. PROJECT NUMBER	8. PROJECT COST ($000)
64015F	211-159	FNWZ213007	AUTH: 300,000 APPR: 74,000

12. SUPPLEMENTAL DATA:

A. Estimated Execution Data:

(1) Acquisition Strategy: Design-Bid-Build

(2) Design Data

(a) Design or Request for Proposal(RFP) Started:	OCT/2023
(b) Percent of Design Completed as of SEP 2025:	35%
(c) Percent of Design Completed as of JAN 2026:	65%
(d) Design or RFP Complete:	OCT/2026
(e) Total Design Cost ($000):	16,862
(f) Energy Study and/or Life Cycle Cost Analysis	YES
(g) Standard or Definitive Design Used?	NO

(3) Construction Data:

(a) Contract Award:	JUL/2027
(b) Construction Start:	AUG/2027
(c) Construction Complete:	AUG/2030

B. Equipment associated with this project which will be provided from other appropriations:

Equipment Nomenclature	Procuring Appropriation	Fiscal Year Appropriated Or Requested	Cost ($000)
FURNITURE, FIXTURES & EQUIPMEN	3080	2030	6,742
COMMUNICATION EQUIPMENT	3400	2030	3
OTHER EQUIPMENT	3080	2030	2,543

C. Authorization and Appropriation Summary:

	Authorization $(000)	Auth of Approp $(000)	Appropriation $(000)
FY2027 Budget Request	300,000	74,000	74,000
Future Request	0	226,000	226,000
Total	300,000	300,000	300,000

Spend Plan CAO: 25-Mar-26

Project Title:	B-21 LO CORROSION CNTRL FAC/RFF, INC
Installation:	Dyess AFB, TX
Program Year	2027
Project #	FNWZ213007

Instructions and Notes
This spreadsheet is designed to help the user develop a WIP Curve for inclusion with a project 1391. The user only needs to know the project cost and schedule. Edit The Green Fields ONLY

Financials		
PA ($000)		300,000
Initial Contract		266,475
SIOH	6.5%	19,500
SIOH / Month		629
Other (Contingency)	5.0%	14,025
Other / Month		452

Schedule	
Award	1-Jul-27
Complete	1-Aug-30
POP	1127
Months	37.0

1	Enter the Project Title, Location, and Project number
2	Enter the Date this WIP Curve is being updated
3	Enter the Project PA
4	Enter the SIOH required by the agent (6.5% for USACE FY24 and beyond)
5	Enter the contingency percentage plus other amounts withheld by the Agent
6	Enter the projected project Award Date (usually 1 Apr of the Execution FY)
7	Enter the Project Complete Date (Usually Award plus ~1000 days, use the 1st of a month)
8	Enter the Chart Begin Date (first day of the Program Year: 1-Oct-XX) (Use "Short Date" format.)
9	Enter the Dates anticipate to receive each increment of funding (usually January of the Program year, and Oct for subsequent increments)
10	Enter the Dates anticipated to Award the contract (usually 1 Apr of the Program year and obligate increments (usually 1 Oct for increments after initial award.)
11	Enter the Value of each increment (If the project is less than $250M enter the PA as 1st Increment)

Chart	Fund	Obligate	Fund mmm-yr	Obligate mmm-yr	Months	Increment	Obligate	SIOH	Other
Begin	1-Oct-26		Oct-26		0		-	-	-
1st Increment	1-Jan-27	1-Feb-27	Jan-27	Feb-27	9	74,000	65,731	4,810	3,460
2nd Increment	1-Oct-27	1-Nov-27	Oct-27	Nov-27	12	120,000	106,590	7,800	5,610
3rd Increment	1-Oct-28	1-Nov-28	Oct-28	Nov-28	21	106,000	94,155	6,890	4,956
4th Increment					0		-	-	-
5th Increment					0	-	-	-	-
End	1-Aug-30	1-Aug-30	Aug-30	Aug-30	0		-	-	-
Total					**42**	**300,000**	**266,475**	**19,500**	**14,025**

Spend Plan CAO: 25-Mar-26

Project Title:	B-21 LO CORROSION CNTRL FAC/RFF, INC
Installation:	Dyess AFB, TX
Program Year	2027
Project #	FNWZ213007

All Cost in thousands

Chart Begin Oct-26	FUNDING (note 1)		OBLIGATION (note 2-3)		OUTLAYS (note 4-5)	
Month	**Enacted**	**Cumulative**	**Obligated**	**Cumulative**	**Monthly**	**Cumulative**
Oct-26	-	-	-	-	-	-
Nov-26	-	-	-	-	-	-
Dec-26	-	-	-	-	-	-
Jan-27	74,000	74,000	-	-	-	-
Feb-27	-	74,000	65,731	65,731	-	-
Mar-27	-	74,000	-	65,731	-	-
Apr-27	-	74,000	-	65,731	539	539
May-27	-	74,000	-	65,731	785	1,324
Jun-27	-	74,000	-	65,731	1,119	2,443
Jul-27	-	74,000	-	65,731	1,562	4,005
Aug-27	-	74,000	1,081	66,812	2,133	6,138
Sep-27	-	74,000	1,081	67,893	2,852	8,990
Oct-27	120,000	194,000	1,081	68,975	3,732	12,722
Nov-27	-	194,000	107,671	176,646	4,778	17,500
Dec-27	-	194,000	1,081	177,728	5,989	23,489
Jan-28	-	194,000	1,081	178,809	7,346	30,835
Feb-28	-	194,000	1,081	179,891	8,820	39,655
Mar-28	-	194,000	1,081	180,972	10,363	50,018
Apr-28	-	194,000	1,081	182,054	11,918	61,935
May-28	-	194,000	1,081	183,135	13,414	75,349
Jun-28	-	194,000	1,081	184,216	14,777	90,126
Jul-28	-	194,000	1,081	185,298	15,932	106,057
Aug-28	-	194,000	1,081	186,379	16,812	122,869
Sep-28	-	194,000	1,081	187,461	17,363	140,232
Oct-28	106,000	300,000	1,081	188,542	17,551	157,782
Nov-28	-	300,000	95,236	283,778	17,363	175,145
Dec-28	-	300,000	1,081	284,860	16,812	191,957
Jan-29	-	300,000	1,081	285,941	15,932	207,889
Feb-29	-	300,000	1,081	287,023	14,777	222,665
Mar-29	-	300,000	1,081	288,104	13,414	236,079
Apr-29	-	300,000	1,081	289,185	11,918	247,997
May-29	-	300,000	1,081	290,267	10,363	258,360
Jun-29	-	300,000	1,081	291,348	8,820	267,179
Jul-29	-	300,000	1,081	292,430	7,346	274,525
Aug-29	-	300,000	1,081	293,511	5,989	280,514
Sep-29	-	300,000	1,081	294,593	4,778	285,293
Oct-29	-	300,000	1,081	295,674	3,732	289,024
Nov-29	-	300,000	1,081	296,756	2,852	291,876
Dec-29	-	300,000	1,081	297,837	2,133	294,009
Jan-30	-	300,000	1,081	298,919	1,562	295,571
Feb-30	-	300,000	1,081	300,000	1,119	296,691
Mar-30	-	300,000	-	300,000	785	297,475
Apr-30	-	**300,000**	-	**300,000**	-	**297,475**

Notes	
Note 1:	Assumes initial appropriation is enacted by Congress Jan FY 2027.
Note 2:	Assumes funds are available for obligation by 31 January of the execution year and by 31 October for subsequent years.
Note 3:	Assumes ALL project funds (contract, SIOH, contingency, etc) are obligated NLT 6 months prior to project end
Note 4	Assumes contract award in JUL 2027 and contract completion AUG 2030; duration 37 months.
Note 5	Assumes Agent will retain 1% of project obligations for a final payment

B-21 Low Observable / Radio Frequency Hangar, Dyess AFB, TX

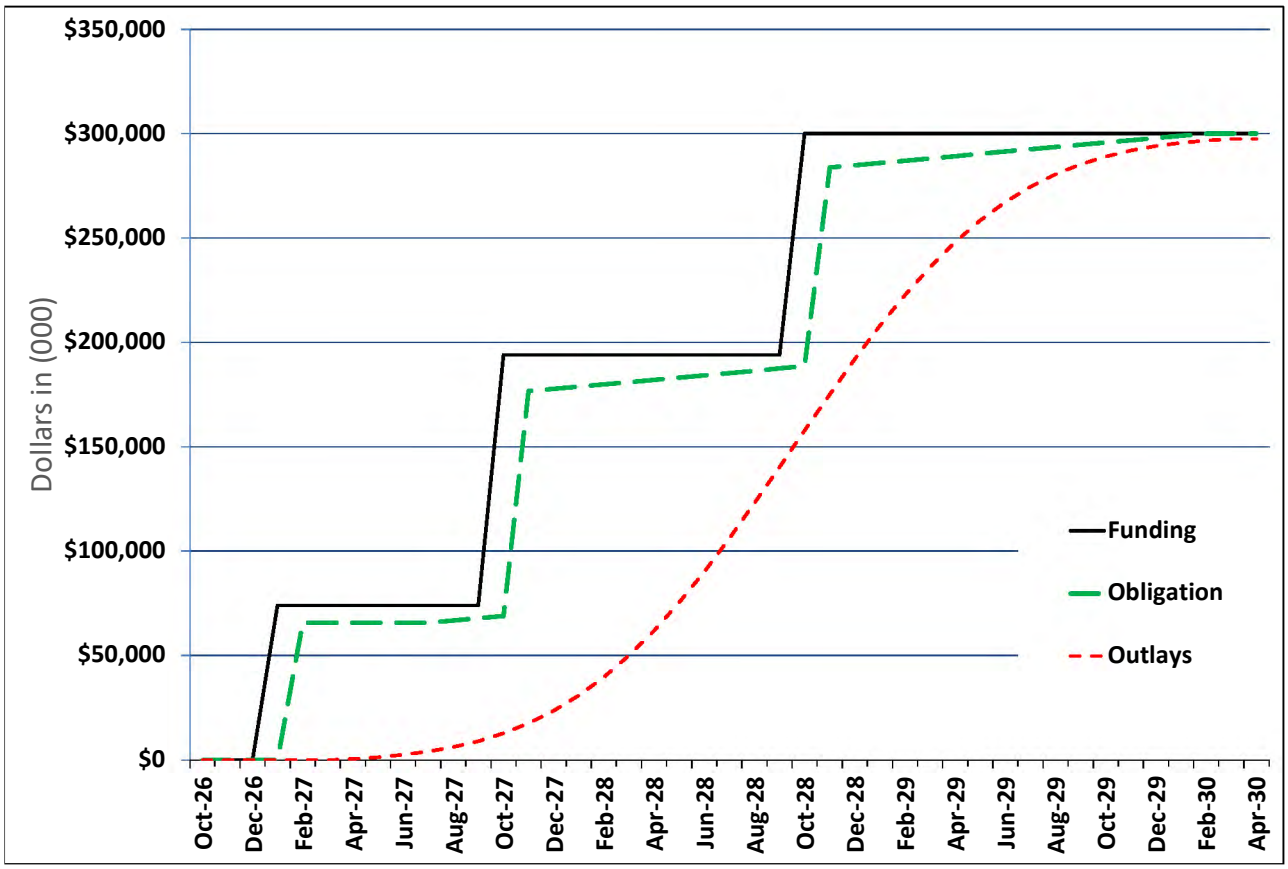

1. COMPONENT	FY 2027 MILITARY CONSTRUCTION PROJECT DATA	2. DATE
AIR FORCE		MARCH 2026

3. INSTALLATION AND LOCATION	4. PROJECT TITLE
DYESS AIR FORCE BASE TEXAS	B-21 UTILITIES SITE IMPROVEMENTS ELECTRIC

5. PROGRAM ELEMENT	6. CATEGORY CODE	7. PROJECT NUMBER	8. PROJECT COST ($000)
64015F	812-225	FNWZ243116	23,000

9. COST ESTIMATES

ITEM	UM	QUANTITY	UNIT COST	COST($000)
PRIMARY FACILITIES				3,247
PRIMARY DISTRIBUTION LINE UNDERGROUND (812-225)	LM	1,836	990	(1,818)
PRIMARY DISTRIBUTION LINE OVERHEAD (812-223)	LM	2,438	186	(453)
ELECTRIC SWITCHING STATION (813-228)	KVA	13	75,077	(976)
SUPPORTING FACILITIES				17,338
UTILITY CONNECTION FEE	LS			(14,736)
SITE PREPARATION	LS			(2,526)
SITE IMPROVEMENTS	LS			(76)
SUBTOTAL				20,585
CONTINGENCY (5.00%)				1,029
TOTAL CONTRACT COST				21,614
SUPERVISION, INSPECTION AND OVERHEAD (6.50%)				1,405
DESIGN DURING CONSTRUCTION				230
TOTAL REQUEST				23,249
TOTAL REQUEST (ROUNDED)				23,000
EQUIPMENT FROM OTHER APPROPRIATIONS (NON-ADD)				(0)

10. DESCRIPTION OF PROPOSED CONSTRUCTION

This project adds electrical distribution infrastructure to support the beddown of the B-21 weapons system at Dyess Air Force Base. Primary Distribution underground includes cabling, duct banks, manholes, pull boxes and terminations. Primary Distribution Overhead includes cabling, terminations, poles and pole accessories. Electric Switching Station includes switchgear and related equipment. Site preparation includes jacking, boring and earth work. Site Improvements include fencing, gravel and concrete. Utility Connection Fee is funding required for the local utility provider to expand their capability to support the B-21 beddown. The utility provider will use this funding to construct new substation components consisting of primary transformers, cabling, a support structure and other related appurtenances. The utility provider will install these components by their own means and retain ownership of the finished product. These components will not be considered real property but are required for the Air Force project to function and will be paid for using project funds. Facilities to be designed as permanent construction in accordance with Department of War Unified Facilities Criteria 1-200-01, General Building Requirements. This project will comply with Department of War anti-terrorism/force protection requirements per Unified Facility Criteria 4-010-01, Department of War Minimum Anti-terrorism Standards for Buildings, and Unified Facility Criteria 4-010-06, Cyber-security of Facility-Related Control Systems.

Air Conditioning: N/A

11. REQ:	1,836 LM	ADQT:	0	SUBSTD:	0

PROJECT:

Add a new switch yard, new distribution lines and provide connection to utilities source in support of the B-21 beddown.

1. COMPONENT	FY 2027 MILITARY CONSTRUCTION PROJECT DATA	2. DATE
AIR FORCE		MARCH 2026

3. INSTALLATION AND LOCATION	4. PROJECT TITLE
DYESS AIR FORCE BASE TEXAS	B-21 UTILITIES SITE IMPROVEMENTS ELECTRIC

5. PROGRAM ELEMENT	6. CATEGORY CODE	7. PROJECT NUMBER	8. PROJECT COST ($000)
64015F	812-225	FNWZ243116	23,000

REQUIREMENT:

Dyess Air Force Base operates both B-1B and C-130J aircraft in over 9000 annual sorties. In 2019, the Secretary of the Air Force announced Dyess Air Force Base as one of three preferred Main Operating Bases for the B-21. To support this announcement, several pieces of key infrastructure must be in place to support this critical combat capability. The beddown of the B-21 at Dyess Air Force Base includes more than 4 dozen individual new facilities and facility renovations that all require electrical support. Many of these facilities are located in undeveloped areas where electrical infrastructure either does not exist or has inadequate capacity. The existing Dyess substation was determined through an infrastructure capacity study to be incapable of supporting the new loads imposed by planned B-21 facilities. The commercial utility service provider for Dyess has enough generation capacity to support the new loads but additional equipment is needed to deliver that power to Dyess. Therefore, the utility provider requires the Air Force to provide funds to install the additional equipment. This new equipment will be owned, purchased and installed by the commercial utility provider, but funded through the B-21 rapid capabilities office. The remaining portions of this project will be government owned and will provide high voltage 3-phase primary electrical service to the beddown area as well as a new substation switch yard. This is not a tenant or supported service requirement.

CURRENT SITUATION:

The majority of new B-21 facilities will be located near the north end of the main Dyess parking apron which is largely undeveloped. Ordinarily most of these facilities would be serviced through the 'bravo' substation and feeder 'B1'. However, a 2024 infrastructure capacity study determined they would be unable to handle the both the new and future loads.

IMPACT IF NOT PROVIDED:

Utility services are required by every B-21 function and the existing infrastructure network is incapable of supporting the new facilities. If this project is not completed the alternative course of action is to construct the required upgrades one piece at a time as part of each individual facility project. Completing the required upgrades in this way will add to the overall workload and increase strain on local labor resources during a time when area project loading is expected to be high. The overarching goal of this effort is to complete all required upgrades at the same time and under the same contract. The area development plan process found this approach to reduce overall costs due to escalation as well as compounding of mark-ups and is expected to result in a more consistent final product. Planning this effort early in the overall timeline reduces connection delays and will expedite completion of subsequent projects.

ADDITIONAL:

This project meets applicable criteria/scope specified in Air Force Manual 32-1084, Facility Requirements. Project criteria/scope determined based on 812225 Primary Distribution Line Underground and complies with Category Group 81 Electricity. This design shall conform to criteria established in the Air Force Corporate Facilities Standards, the Installation Facilities Standards, but will not employ a standard facility design because there is no Air Force standard

1. COMPONENT	FY 2027 MILITARY CONSTRUCTION PROJECT DATA	2. DATE
AIR FORCE		MARCH 2026

3. INSTALLATION AND LOCATION	4. PROJECT TITLE
DYESS AIR FORCE BASE TEXAS	B-21 UTILITIES SITE IMPROVEMENTS ELECTRIC

5. PROGRAM ELEMENT	6. CATEGORY CODE	7. PROJECT NUMBER	8. PROJECT COST ($000)
64015F	812-225	FNWZ243116	23,000

facility design for this project and there is no applicable standard design from the United States Army Corps of Engineers. A preliminary analysis of reasonable options for accomplishing this project (status quo, lease/rent, relocate, add/alter, and new construction) was done. New construction is the only viable option to meet all mission requirements. A formal economic analysis was completed and signed April 2025. Sustainable principles, to include life-cycle cost-effective practices, will be integrated into the design, development and construction of the project in accordance with Unified Facility Criteria 1-200-02. This includes the preparation of a life-cycle cost analysis for energy consuming systems, renewable energy generating systems, or when life-cycle cost effective is selected as the reason any requirement of Unified Facility Criteria 1-200-02 is partially compliant or not applicable. This project does not fall within or partly within the 100-year flood plain. Facility is sited in accordance with the Installation Development Plan and is within a compatible land use area. Supporting facilities exceed 25% of the primary facilities total due to utility connection costs required by the utility provider. No construction growth offset is required for this project.

7th Bomb Wing Base Civil Engineer: (325) 696-2250.

Primary Distribution Line Underground (812-225): 1,836 LM = 6,024 LF;
Primary Distribution Line Overhead (812-223): 2,438 LM = 7,999 LF;

JOINT USE CERTIFICATION: This facility can be used by other components on an "as available" basis; however, the scope of the project is based on Air Force requirements.

Facility Condition Index: This is not a recapitalization project. No Facility Condition Index data exists for this facility type.

1. COMPONENT	FY 2027 MILITARY CONSTRUCTION PROJECT DATA	2. DATE
AIR FORCE		MARCH 2026

3. INSTALLATION AND LOCATION	4. PROJECT TITLE
DYESS AIR FORCE BASE TEXAS	B-21 UTILITIES SITE IMPROVEMENTS ELECTRIC

5. PROGRAM ELEMENT	6. CATEGORY CODE	7. PROJECT NUMBER	8. PROJECT COST ($000)
64015F	812-225	FNWZ243116	23,000

12. SUPPLEMENTAL DATA:

A. Estimated Execution Data:

(1) Acquisition Strategy: Design-Bid-Build

(2) Design Data

(a) Design or Request for Proposal(RFP) Started:	SEP/2024
(b) Percent of Design Completed as of SEP 2025:	65%
(c) Percent of Design Completed as of JAN 2026:	95%
(d) Design or RFP Complete:	MAR/2026
(e) Total Design Cost ($000):	1,582
(f) Energy Study and/or Life Cycle Cost Analysis	YES
(g) Standard or Definitive Design Used?	NO

(3) Construction Data:

(a) Contract Award:	DEC/2026
(b) Construction Start:	JAN/2027
(c) Construction Complete:	JUN/2028

B. Equipment associated with this project which will be provided from other appropriations:

Equipment Nomenclature	Procuring Appropriation	Fiscal Year Appropriated Or Requested	Cost ($000)
None	None	None	None

1. COMPONENT	FY 2027 MILITARY CONSTRUCTION PROGRAM	2. DATE (YYYYMMDD)
AIR FORCE		20260326

3. INSTALLATION AND LOCATION	4. COMMAND	5. AREA CONTRUCTION COST INDEX
GOODFELLOW AIR FORCE BASE, TEXAS, U.S.A	AIR EDUCATION & TRAINING COMMAND	0.88

6. PERSONNEL	(1) PERMANENT			(2) STUDENTS			(3) SUPPORTED			(4) TOTAL
	OFFICER	ENLISTED	CIVILIAN	OFFICER	ENLISTED	CIVILIAN	OFFICER	ENLISTED	CIVILIAN	
a. AS OF 30 SEP 24	126	885	616	230	3,170	0	11	17	0	5,055
b. END FY	126	885	616	230	3,170	0	11	17	0	5,055

7. INVENTORY DATA ($000)	
a. TOTAL ACREAGE	1,235
b. INVENTORY TOTAL AS OF 30 SEP 24	2,041,814.00
c. AUTHORIZATION NOT YET IN INVENTORY	112,000.00
d. AUTHORIZATION REQUESTED IN THIS PROGRAM	0.00
e. AUTHORIZATION INCLUDED IN FOLLOWING PROGRAM	0.00
f. PLANNED IN NEXT THREE PROGRAM YEARS	0.00
g. REMAINING DEFICIENCY	236,000.00
h. GRAND TOTAL	2,389,814.00

8. PROJECTS REQUESTED IN THIS PROGRAM

a. CATEGORY			b. COST ($000)	c. DESIGN STATUS	
(1) CODE	(2) PROJECT TITLE	(3) SCOPE		(1) START	(2) COMPLETE
721-313	PIPELINE STUDENT DORMITORY	9,940 SM	12,000	09/23	12/24

9. FUTURE PROJECTS

None

10. MISSION OR MAJOR FUNCTIONS

Goodfellow Air Force Base's mission is to develop exceptional Intelligence, Surveillance, and Reconnaissance (ISR) and Fire Protection Professionals for America and her allies. The host command for Goodfellow AFB is the 17 Training Wing under Air Education & Training Command. Goodfellow AFB consists of four groups and fourteen squadrons to include the Louis F. Garland Department of War Fire Academy and three ISR training squadrons that train all 17 members of the US Intelligence Community. There are multiple tenant units on base to include the 344th Military Intelligence Battalion, Marine Corps Detachment, and Navy Center for Information Warfare Training Detachment.

11. OUTSTANDING POLLUTION AND SAFETY DEFICIENCIES

N/A

1. COMPONENT	FY 2027 MILITARY CONSTRUCTION PROJECT DATA	2. DATE
AIR FORCE		MARCH 2026

3. INSTALLATION AND LOCATION	4. PROJECT TITLE
GOODFELLOW AIR FORCE BASE TEXAS	PIPELINE STUDENT DORMITORY

5. PROGRAM ELEMENT	6. CATEGORY CODE	7. PROJECT NUMBER	8. PROJECT COST ($000)
24276F	721-313	JCGU133001	AUTH: 0 APPR: 12,000

9. COST ESTIMATES

ITEM	UM	QUANTITY	UNIT COST	COST($000)
PRIMARY FACILITIES				82,772
TECHNICAL TRAINING STUDENT HOUSING (721-313)	SM	9,940	8,029	(79,808)
RECREATION PAVILION (750-371)	SM	139	6,801	(945)
CYBERSECURITY OF FACILITY-RELATED CONTROL SYS	LS			(2,019)
SUPPORTING FACILITIES				10,460
SITE PREPARATION	LS			(2,486)
SITE IMPROVEMENT	LS			(4,212)
UTILITIES	LS			(1,536)
COMMUNICATION	LS			(359)
PAVEMENTS	LS			(1,823)
PRIVATIZED UTILITIES SERVICE AND CONNECTION	LS			(44)
SUBTOTAL				93,233
CONTINGENCY (5.00%)				4,662
TOTAL CONTRACT COST				97,895
SUPERVISION, INSPECTION AND OVERHEAD (6.50%)				6,363
DESIGN/BUILD - DESIGN COST (8.00% OF SUBTOTAL)				7,459
TOTAL REQUEST				111,717
TOTAL REQUEST (ROUNDED)				112,000
EQUIPMENT FROM OTHER APPROPRIATIONS (NON-ADD)				(4,451)

10. DESCRIPTION OF PROPOSED CONSTRUCTION

Construct a three story, 6th generation learning environment technical training student dormitory with 200 rooms and recreation pavilion to house 400 students in accordance with the 2023 dormitory master plan. The building will be constructed with a structural steel frame with brick veneer facade, standing seam metal roof and pile foundation. The building will provide spaces for bedrooms, bathrooms, administrative support space, training rooms, storage, break areas, laundry, and janitor's closets. The building systems will include heating and air conditioning, information systems, fire protection and alarm systems, energy control monitoring systems, and lighting system. Sustainability and energy enhancement measures are included. The recreation pavilion will be constructed with a structural steel frame, standing seam metal roof and slab on grade foundation. The structure will provide space for large gatherings for training and instructor led physical fitness activities. The project includes site development, utilities and connections, paving, parking, sidewalks, troop walks, curbs and gutters, storm drainage, communication, landscaping, signage, and any other necessary supporting facilities to provide a complete and usable facility. Facilities will be designed as permanent construction in accordance with Department of War Unified Facilities Criteria 1-200-01, General Building Requirements. This project will comply with Department of War antiterrorism/force protection requirements per Unified Facilities Criteria 4-010-01.

Air Conditioning: 250 tons

11. REQ: 9,940 SM	ADQT: 0	SUBSTD: 0

1. COMPONENT	FY 2027 MILITARY CONSTRUCTION PROJECT DATA	2. DATE
AIR FORCE		MARCH 2026

3. INSTALLATION AND LOCATION	4. PROJECT TITLE
GOODFELLOW AIR FORCE BASE TEXAS	PIPELINE STUDENT DORMITORY

5. PROGRAM ELEMENT	6. CATEGORY CODE	7. PROJECT NUMBER	8. PROJECT COST ($000)
24276F	721-313	JCGU133001	AUTH: 0 APPR: 12,000

PROJECT:
Construct technical training student facility.

REQUIREMENT:
The mission of Goodfellow Air Force Base is to train, transform, and empower joint coalition warriors. The 2023 Dorm Master Plan identified a 372-bed deficit for pipeline students. The bed deficit has been temporarily mitigated by the addition of temporary dorms and a housing agreement with the local university, but this is a stop gap measure that is unsustainable. An additional permanent dormitory is needed to reduce the deficit in student housing and support the training mission of the base. This is not a tenant or supported service requirement.

CURRENT SITUATION:
The existing pipeline dormitory assets on Goodfellow Air Force Base are insufficient to support the current student population attending training and the students who are delayed as they wait to obtain the required security clearances. An adequacy waiver was submitted for dormitory space from 2017-2019, which allowed the installation to triple bunk students. However, the waiver expired in January of 2020 and triple bunking is no longer authorized in accordance with Air Force Instruction 32-6005 Unaccompanied Housing Management. The final 2023 Dorm Master Plan shows a 372 Technical Training Student bed deficit. The deficit is currently mitigated with temporary leased of a 384-person modular dormitories. The average daily student load is expected to increase from 2,502 in Fiscal Year 2023 to 2,585 in Fiscal Year 2025. The average daily student load is projected to increase to 2,940 by Fiscal Year 2027 due to increases in contingency intelligence networks, distributed common ground systems and new course starts with the US Space Force and US Army Electronic Intelligence. The Air Force currently leases 300 beds for $1.4 Million per year; and the Navy leases 84 beds for $740k/year, totaling $2.14M/year.

IMPACT IF NOT PROVIDED:
Failure to construct a new dormitory impacts the recruitment, retention, resilience, and readiness of the next generation of lethal and capable intelligence, surveillance, and reconnaissance and firefighting professionals. Furthermore, the unavailability of adequate living quarters will result in degraded learning environments, morale, academic performance, and quality of life directly impacting the day-one readiness of 17th Training Wing graduates joining every combatant command on the globe.

ADDITIONAL:
This project meets the scope/criteria specified in Department of Air Force Manual 32-1084, Standard Facility Requirements. All reasonable alternatives were considered during the development of this project to include status quo, renovation and new construction. An approved Economic Analysis recommended New Construction as the viable option to meet this requirement. This design shall conform to criteria established in the Air Force Corporate Facilities Standards, the Installation Facilities Standards, and shall employ the standard facility design based on the Air Force Unaccompanied Housing Design Guide. This project

1. COMPONENT	FY 2027 MILITARY CONSTRUCTION PROJECT DATA	2. DATE
AIR FORCE		MARCH 2026

3. INSTALLATION AND LOCATION	4. PROJECT TITLE
GOODFELLOW AIR FORCE BASE TEXAS	PIPELINE STUDENT DORMITORY

5. PROGRAM ELEMENT	6. CATEGORY CODE	7. PROJECT NUMBER	8. PROJECT COST ($000)
24276F	721-313	JCGU133001	AUTH: 0 APPR: 12,000

does not fall within or partly within the 100-year flood plain. Facility is sited in accordance with the Installation Development Plan and is within a compatible land use area. Sustainable principles, to include life-cycle cost-effective practices, will be integrated into the design, development, and construction of the project in accordance with Unified Facilities Criteria 1-200-02. This includes the preparation of a life-cycle cost analysis for energy consuming systems, renewable energy generating systems, or when life cycle cost effective is selected as the reason any requirement of Unified Facilities Criteria 1-200- 02 is partially compliant or not applicable. The construction growth offset for this requirement is 106,993 Square Feet

17th Base Civil Engineer: 325-654-3464

Technical Training Student Housing: 9,940 Square Meter = 106,993 Square Feet

Recreation Pavilion: 139 Square Meter = 1,496 Square Feet

JOINT USE CERTIFICATION: This facility can be used by other components on an "as available" basis; however, the scope of the project is based on Air Force requirements.

1. COMPONENT	FY 2027 MILITARY CONSTRUCTION PROJECT DATA	2. DATE
AIR FORCE		MARCH 2026

3. INSTALLATION AND LOCATION	4. PROJECT TITLE
GOODFELLOW AIR FORCE BASE TEXAS	PIPELINE STUDENT DORMITORY

5. PROGRAM ELEMENT	6. CATEGORY CODE	7. PROJECT NUMBER	8. PROJECT COST ($000)
24276F	721-313	JCGU133001	AUTH: 0 APPR: 12,000

12. SUPPLEMENTAL DATA:

A. Estimated Execution Data:

(1) Acquisition Strategy: Design-Build

(2) Design Data

(a) Design or Request for Proposal(RFP) Started:	SEP/2023
(b) Percent of Design Completed as of SEP 2025:	35%
(c) Percent of Design Completed as of JAN 2026:	35%
(d) Design or RFP Complete:	DEC/2024
(e) Total Design Cost ($000):	6,892
(f) Energy Study and/or Life Cycle Cost Analysis	YES
(g) Standard or Definitive Design Used?	YES

(3) Construction Data:

(a) Contract Award:	FEB/2026
(b) Construction Start:	SEP/2026
(c) Construction Complete:	JUN/2028

B. Equipment associated with this project which will be provided from other appropriations:

Equipment Nomenclature	Procuring Appropriation	Fiscal Year Appropriated Or Requested	Cost ($000)
Furniture Fixtures & Equipment	3080	2028	3,164
Communication Equipment	3080	2028	1,287

C. Authorization and Appropriation Summary:

	Authorization $(000)	Auth of Approp $(000)	Appropriation $(000)
FY2026 Enacted	112,000	100,000	100,000
FY2027 Budget Request	0	12,000	12,000
Total	112,000	112,000	112,000

Spend Plan CAO: 25-Mar-26

Project Title:	Pipeline Student Dormitory
Installation:	Goodfellow Air Force Base
Program Year	2027
Project #	JCGU133001

Financials		
PA ($000)		112,000
Initial Contract		94,248
SIOH	6.5%	7,280
SIOH / Month		221
Other (Contingency)	10.0%	10,472
Other / Month		317

Schedule	
Award	24-Apr-26
Complete	1-Aug-29
POP	1195
Months	39.0

Instructions and Notes

This spreadsheet is designed to help the user develop a WIP Curve for inclusion with a project 1391. The user only needs to know the project cost and schedule. Edit The Green Fields ONLY

1	Enter the Project Title, Location, and Project number
2	Enter the Date this WIP Curve is being updated
3	Enter the Project PA
4	Enter the SIOH required by the agent (6.5% for USACE FY24 and beyond)
5	Enter the contingency percentage plus other amounts withheld by the Agent
6	Enter the projected project Award Date (usually 1 Apr of the Execution FY)
7	Enter the Project Complete Date (Usually Award plus ~1000 days, use the 1st of a month)
8	Enter the Chart Begin Date (first day of the Program Year: 1-Oct-XX) (Use "Short Date" format.)
9	Enter the Dates anticipate to receive each increment of funding (usually January of the Program year, and Oct for subsequent increments)
10	Enter the Dates anticipated to Award the contract (usually 1 Apr of the Program year and obligate increments (usually 1 Oct for increments after initial award.)
11	Enter the Value of each increment (If the project is less than $250M enter the PA as 1st Increment)

Chart	Fund	Obligate	Fund mmm-yr	Obligate mmm-yr	Months	Increment	Obligate	SIOH	Other
Begin	1-Oct-25		Oct-25		0		-	-	-
1st Increment	1-Jan-26	24-Apr-26	Jan-26	Apr-26	8	100,000	84,150	6,500	9,350
2nd Increment	1-Oct-26	1-Dec-26	Oct-26	Dec-26	32	12,000	10,098	780	1,122
3rd Increment					0		-	-	-
4th Increment					0		-	-	-
5th Increment					0		-	-	-
End	1-Aug-29	1-Aug-29	Aug-29	Aug-29	0		-	-	-
Total					**40**	**112,000**	**94,248**	**7,280**	**10,472**

Spend Plan		CAO:	25-Mar-26
Project Title:	Pipeline Student Dormitory		
Installation:	Goodfellow Air Force Base		
Program Year	2027		
Project #	JCGU133001		

All Cost in thousands

Chart Begin Oct-25	FUNDING (note 1)		OBLIGATION (note 2-3)		OUTLAYS (note 4-5)	
Month	**Enacted**	**Cumulative**	**Obligated**	**Cumulative**	**Monthly**	**Cumulative**
Oct-25	-	-	-	-	-	-
Nov-25	-	-	-	-	-	-
Dec-25	-	-	-	-	-	-
Jan-26	100,000	100,000	-	-	-	-
Feb-26	-	100,000	-	-	-	-
Mar-26	-	100,000	-	-	-	-
Apr-26	-	100,000	84,150	84,150	-	-
May-26	-	100,000	538	84,688	78	78
Jun-26	-	100,000	538	85,226	128	207
Jul-26	-	100,000	538	85,764	204	411
Aug-26	-	100,000	538	86,302	316	727
Sep-26	-	100,000	538	86,840	475	1,202
Oct-26	12,000	112,000	538	87,378	695	1,897
Nov-26	-	112,000	538	87,916	988	2,885
Dec-26	-	112,000	10,636	98,552	1,365	4,250
Jan-27	-	112,000	538	99,089	1,835	6,085
Feb-27	-	112,000	538	99,627	2,397	8,482
Mar-27	-	112,000	538	100,165	3,046	11,528
Apr-27	-	112,000	538	100,703	3,761	15,289
May-27	-	112,000	538	101,241	4,517	19,806
Jun-27	-	112,000	538	101,779	5,273	25,079
Jul-27	-	112,000	538	102,317	5,985	31,064
Aug-27	-	112,000	538	102,855	6,605	37,668
Sep-27	-	112,000	538	103,393	7,086	44,754
Oct-27	-	112,000	538	103,931	7,392	52,146
Nov-27	-	112,000	538	104,469	7,497	59,643
Dec-27	-	112,000	538	105,007	7,392	67,035
Jan-28	-	112,000	538	105,545	7,086	74,121
Feb-28	-	112,000	538	106,083	6,605	80,725
Mar-28	-	112,000	538	106,621	5,985	86,710
Apr-28	-	112,000	538	107,159	5,273	91,983
May-28	-	112,000	538	107,696	4,517	96,500
Jun-28	-	112,000	538	108,234	3,761	100,261
Jul-28	-	112,000	538	108,772	3,046	103,307
Aug-28	-	112,000	538	109,310	2,397	105,704
Sep-28	-	112,000	538	109,848	1,835	107,539
Oct-28	-	112,000	538	110,386	27	107,566
Nov-28	-	112,000	538	110,924	-	107,566
Dec-28	-	112,000	538	111,462	-	107,566
Jan-29	-	112,000	538	112,000	-	107,566
Feb-29	-	112,000	538	112,538	-	107,566
Mar-29	-	112,000	-	112,538	-	107,566
Apr-29	-	112,000	-	112,538	-	107,566
May-29	-	112,000	-	112,538	-	107,566
Jun-29	-	112,000	-	112,538	-	107,566
Jul-29	-	112,000	-	112,538	-	107,566
Aug-29	-	112,000	-	112,538	4,461	112,027

Notes	
Note 1:	Assumes initial appropriation is enacted by Congress OCT FY 2025
Note 2:	Assumes funds are available for obligation by 31 January of the execution year and by 31 October for subsequent years.
Note 3:	Assumes ALL project funds (contract, SIOH, contingency, etc) are obligated NLT 6 months prior to project end
Note 4	Assumes contract award in FEB 26 and contract completion AUG 28; duration 30 months.
Note 5	Assumes Agent will retain 1% of project obligations for a final payment

Pipeline Student Dormitory

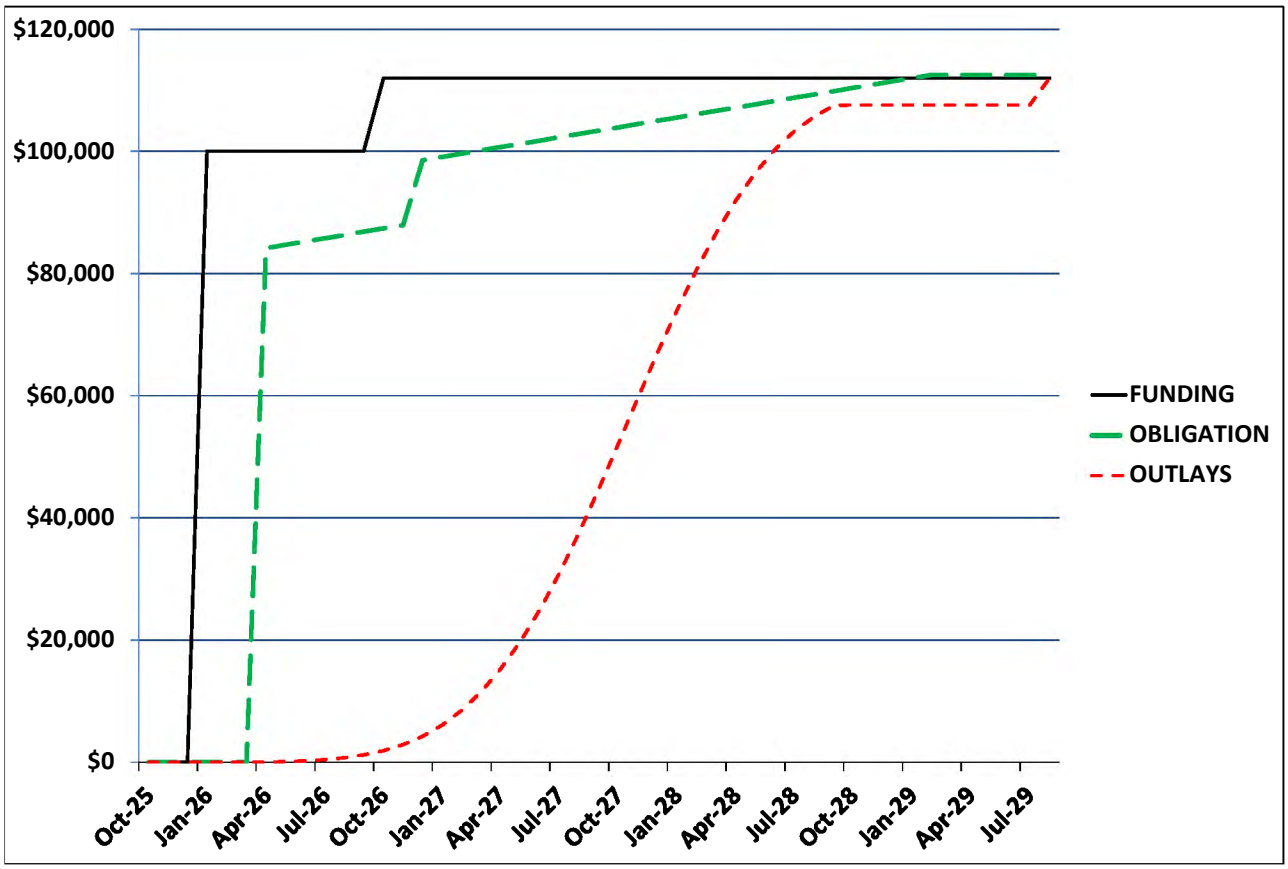

1. COMPONENT	FY 2027 MILITARY CONSTRUCTION PROGRAM	2. DATE (YYYYMMDD)
AIR FORCE		20260326

3. INSTALLATION AND LOCATION	4. COMMAND	5. AREA CONTRUCTION COST INDEX
JOINT BASE SAN ANTONIO, TEXAS	AIR EDUCATION AND TRAINING COMMAND	0.85

6. PERSONNEL		(1) PERMANENT			(2) STUDENTS			(3) SUPPORTED			(4) TOTAL
		OFFICER	ENLISTED	CIVILIAN	OFFICER	ENLISTED	CIVILIAN	OFFICER	ENLISTED	CIVILIAN	
a. AS OF	30-Sep-25	24,961	8,516	15,960	1,589	13,135	26	1,172	3,656	116	69,131
b. END FY	30-Sep-30	2,549	8,485	15,143	2,329	17,313	51	1,171	3,631	116	50,788

7. INVENTORY DATA *($000)*

a. TOTAL ACREAGE	44,225.00
b. INVENTORY TOTAL AS OF 30-Sep-25	29,312,898.00
c. AUTHORIZATION NOT YET IN INVENTORY	649,500.00
d. AUTHORIZATION REQUESTED IN THIS PROGRAM	276,000.00
e. AUTHORIZATION INCLUDED IN FOLLOWING PROGRAM	404,292.00
f. PLANNED IN NEXT THREE PROGRAM YEARS	494,450.00
g. REMAINING DEFICIENCY	552,000.00
h. GRAND TOTAL	31,689,140.00

8. PROJECTS REQUESTED IN THIS PROGRAM

a. CATEGORY			b. COST ($000)	c. DESIGN STATUS	
(1) CODE	(2) PROJECT TITLE	(3) SCOPE		(1) START	(2) COMPLETE
721-313	METC - Barracks/Ships/Dorms #1, Inc	40,881 SM	308,000	07/25	01,26
730-841	Military Working Dog Large Capacity Kennel	9,500 SM	180,000	03/25	12/26
141-456	91 Cyber Opertions Center	3,958 SM	96,000	07/18	09/28

9. FUTURE PROJECTS

721-311 BMT Recruit Dormitory 7 (21,482 SM/$274,000)
721-313 METC - Barracks/Ships/Dorms #1, Inc (40,881 SM/$84,000)
171-621 BMT Classrooms/Dining Facility 4, Inc (9,898 SM/$64,792)
730-841 Military Working Dog Large Capacity Kennel (11,274 SM/$93,000)
218-852 T-7A ADAL Egress Facility (539 SM/$6,950)
141-456 Multi-Domain Cyber & Intel Ops Center (56,858 SM/$650,000)

10. MISSION OR MAJOR FUNCTIONS

The 502nd Air Base Wing is the host wing for Joint Base San Antonio (JBSA) which is comprised of three primary locations: Lackland, Randolph, and Fort Sam Houston as well as eight other operating locations. The 502 Air Base Wing provides installation support services to more than 41 Air Force Mission Partners, 30 Army Mission Partners, 6 Navy Mission Partners, Marine Corps Mission Partners, Cost Gaurd, and 15 United States Governmental Organizations Mission Partners, that accomplish diverse training, flying, cyber, intelligence, medical, and installations missions every day.

11. OUTSTANDING POLLUTION AND SAFETY DEFICIENCIES

N/A

1. COMPONENT	FY 2027 MILITARY CONSTRUCTION PROJECT DATA	2. DATE
AIR FORCE		MARCH 2026

3. INSTALLATION AND LOCATION	4. PROJECT TITLE
JOINT BASE SAN ANTONIO TEXAS	METC BARRACKS/SHIPS/DORMS #1, INC 2

5. PROGRAM ELEMENT	6. CATEGORY CODE	7. PROJECT NUMBER	8. PROJECT COST ($000)
91211F	721-313	JBSF200567	AUTH: 0 APPR: 308,000

9. COST ESTIMATES

ITEM	UM	QUANTITY	UNIT COST	COST($000)
PRIMARY FACILITIES				362,540
TECHNICAL TRAINING STUDENT HOUSING (721-313)	SM	40,881	7,707	(315,070)
ATHLETIC FIELD, TRACK (750-177)	EA	1	379,350	(379)
OVERHEAD PROTECTION (145-921)	SM	2,921	2,203	(6,435)
AIR CONDITIONING CENTRAL PLANT (890-123)	SM	699	49,722	(34,756)
CYBERSECURITY OF FACILITY-RELATED CONTROL SYS	LS			(5,900)
SUPPORTING FACILITIES				41,960
SPECIAL CONSTRUCTION FEATURES	LS			(5,585)
UTILITIES	LS			(17,875)
ROADS, SIDEWALKS, AND PARKING	LS			(4,690)
SITE IMPROVEMENTS	LS			(7,556)
COMMUNICATIONS	LS			(2,153)
DEMOLITION	SM	764	1,006	(769)
ENVIRONMENTAL REMEDIATION	LS			(135)
PRIVATIZED UTILITIES SERVICE AND CONNECTION	LS			(3,197)
SUBTOTAL				404,500
CONTINGENCY (5.00%)				20,225
TOTAL CONTRACT COST				424,725
SUPERVISION, INSPECTION AND OVERHEAD (6.50%)				27,607
DESIGN/BUILD - DESIGN COST (4.00% OF SUBTOTAL)				16,180
TOTAL REQUEST				468,512
TOTAL REQUEST (ROUNDED)				469,000
EQUIPMENT FROM OTHER APPROPRIATIONS (NON-ADD)				(8,500)

10. DESCRIPTION OF PROPOSED CONSTRUCTION

Construct a multi-story dormitory with an elevator and running track for the Medical Technical Training students. Construction will consist of drilled pier foundation, concrete floor slabs, concrete steel frame, standing seam metal roof, and insulated precast concrete exterior walls. Facilities will incorporate features that provide the lowest practical life cycle cost solutions satisfying the facility requirements with the goal of maximizing energy efficiency and eliminating carbon emissions. Facility will also comply with the regulations set forth in Executive Order 14057. The project will include a new central utility plan to house the required electrical and mechanical equipment. The project will demolish buildings 1370 (144 SM), 1381 (140 SM), 1383 (140 SM), 1368 (140 SM), 1371 (140 SM), 1388 (10 SM), and an unnumbered building north of building 1370 (50 SM) (Total: 764 Square Meters). The demolition work will include testing/removal of asbestos and lead-based paint and any work needed to mitigate potential hazards. Project includes all utilities, communications, site improvements, environmental remediation and any other necessary supporting facilities to provide a complete and usable facility. Project will also demolish Koehler Road between Williams Way-Womack Road. Facility will be designed as permanent construction in accordance with Department of War Unified Facilities Criteria 1-200-01. This project will comply with Department of War antiterrorism/force protection requirements per Unified Facilities Criteria 4-010-01. This will be carried out as a prototype project pursuant to the authority in Sec. 4022, Title 10 United States

1. COMPONENT	FY 2027 MILITARY CONSTRUCTION PROJECT DATA	2. DATE
AIR FORCE		MARCH 2026

3. INSTALLATION AND LOCATION	4. PROJECT TITLE
JOINT BASE SAN ANTONIO TEXAS	METC BARRACKS/SHIPS/DORMS #1, INC 2

5. PROGRAM ELEMENT	6. CATEGORY CODE	7. PROJECT NUMBER	8. PROJECT COST ($000)
91211F	721-313	JBSF200567	AUTH: 0 APPR: 308,000

Code notwithstanding subchapters I and III of chapter 169 of title 10, United States Code, and chapter 11 of title 40, United States Code.

Air Conditioning: 510 Tons.

11. REQ: 40,881 SM ADQT: 0 SUBSTD: 764 SM

PROJECT:
Medical Education & Training Campus (METC) Barracks/Ships/Dorms #1

REQUIREMENT:
Joint Base San Antonio Fort Sam Houston requires space for the Medical Education Training Campus. This would accommodate the Army, Navy, and Air Force when repairs or replacements are made to recapitalize the current facilities to provide the medical trainees with a facility conductive to proper housing and training. Construct a new 1,200 person multi-story dormitory that is resistant to high traffic wear. Properly sized, sited, designed, and furnished facilities are essential to successfully train future medical trainees. This is not a tenant or supported service requirement.

CURRENT SITUATION:
Currently Medical Education Training Campus is comprised of 5 barracks, ships and dorms with capacity of 6,000 personnel, 3,000 rooms (2x Army, 2x Navy and 1x Air Force) commissioned in 2010/2011; annual student load of 15-20,000 medical trainees. Base Realignment and Closure funded 3 dorms and Army military construction funded 2 dorms, Design-Build utilizing Type V (e.g. "stick-built") modular construction through United States Army Corps of Engineers selected for lower cost (estimated $60M in savings) and to achieve mission readiness end state (3-5 years). Within 3-4 years post acceptance, systematic infrastructure issues surfaced resulting in non-mission capable rooms across the campus.

For the last seven years, Joint Base San Antonio has worked to address issues raised by Office of the Secretary of War on life, health, and safety concerns related to medical trainees. The Medical Education and Training Campus dormitories on the installation have become unsustainable as we continually battle mold, catastrophic flooding, structural failures and water damage plaguing a campus that is less than 10 years old. As a result of the major design flaws, these facilities have already received over $67M in additional repair investments since originally constructed. While these repairs did improve the overall condition of the facilities, there continues to be catastrophic failures on the campus. During 2021 inspections, 711 rooms required remediation to remove mold and mildew. The magnitude of these systematic failures has forced unplanned and emergency trainee evacuations across the last 5 years. The sensitivity of the situation and its impacts to students warrants immediate action to mitigate further impacts to the mission at Joint Base San Antonio Fort Sam Houston.

1. COMPONENT	FY 2027 MILITARY CONSTRUCTION PROJECT DATA	2. DATE
AIR FORCE		MARCH 2026

3. INSTALLATION AND LOCATION	4. PROJECT TITLE
JOINT BASE SAN ANTONIO TEXAS	METC BARRACKS/SHIPS/DORMS #1, INC 2

5. PROGRAM ELEMENT	6. CATEGORY CODE	7. PROJECT NUMBER	8. PROJECT COST ($000)
91211F	721-313	JBSF200567	AUTH: 0 APPR: 308,000

IMPACT IF NOT PROVIDED:
Living quarters will continue to remain far below minimum Air Force dormitory standards. Extensive, ongoing facility maintenance costs will continue to escalate as needed repairs and upgrades are postponed due to the heavy civil engineering shop workload and unavailable repair funding. Failure to construct new dorms will result in continued deterioration and eventual inoperability of the existing dorms.

ADDITIONAL:
This project meets the criteria/scope in Department of the Air Force Manual 32-1084, Standard Facility Requirements. All reasonable alternatives were considered during the development of this project to include status quo, add/alter, and new construction. New construction is the only viable option to meet this requirement. A formal economic analysis is in progress. This design shall conform to criteria established in the Air Force Corporate Facilities Standards, the Installation Facilities Standards, but will not employ a standard facility design because there is no Air Force standard facility design for this project, and there is no applicable standard design from United States Army Corps of Engineers. Sustainable principles, to include life-cycle cost-effective practices, will be integrated into the design, development, and construction of the project in accordance with Unified Facility Criteria 1-200-02. This includes preparation of a life-cycle cost analysis for energy consuming systems, renewable energy generating systems, whenever life cycle cost effective is selected as the reason any requirement of Unified Facility Criteria 1-200-02 is partially compliant or not applicable. Facility is sited in accordance with the Installation Development Plan and is within a compatible land use area. This project does not fall within or partly within the 100-year flood plain. The construction growth offset for this requirement is 439,339 square feet.

Base Civil Engineer: (210) 671-2977

TECHNICAL TRAINING STUDENT DORMITORY: 40,881 SM = 440,039 Square Feet.
OVERHEAD PROTECTION: 2,921 SM = 31,441 Square Feet
AIR CONDITIONING CENTRAL PLANT: 699 SM = 7,524 Square Feet
DEMOLITION: 764 SM = 8,224 Square Feet.

JOINT USE CERTIFICATION: The facility can be used by other components on an "as available" basis; however, the scope of the project is based on Air Force requirements.

Acquisition Strategy: Other Transaction Authority

1. COMPONENT	FY 2027 MILITARY CONSTRUCTION PROJECT DATA	2. DATE
AIR FORCE		MARCH 2026

3. INSTALLATION AND LOCATION	4. PROJECT TITLE
JOINT BASE SAN ANTONIO TEXAS	METC BARRACKS/SHIPS/DORMS #1, INC 2

5. PROGRAM ELEMENT	6. CATEGORY CODE	7. PROJECT NUMBER	8. PROJECT COST ($000)
91211F	721-313	JBSF200567	AUTH: 0 APPR: 308,000

12. SUPPLEMENTAL DATA:

A. Estimated Execution Data:

(1) Acquisition Strategy: Design-Build

(2) Design Data

(a) Design or Request for Proposal(RFP) Started:	MAY/2025
(b) Percent of Design Completed as of SEP 2025:	10%
(c) Percent of Design Completed as of JAN 2026:	20%
(d) Design or RFP Complete:	MAY/2026
(e) Total Design Cost ($000):	23,693
(f) Energy Study and/or Life Cycle Cost Analysis	YES
(g) Standard or Definitive Design Used?	NO

(3) Construction Data:

(a) Contract Award:	SEP/2026
(b) Construction Start:	APR/2027
(c) Construction Complete:	AUG/2029

B. Equipment associated with this project which will be provided from other appropriations:

Equipment Nomenclature	Procuring Appropriation	Fiscal Year Appropriated Or Requested	Cost ($000)
Furniture Fixtures & Equipment	3080	2029	5,000
Communications Equipment	3080	2029	3,500

C. Authorization and Appropriation Summary:

	Authorization $(000)	Auth of Approp $(000)	Appropriation $(000)
FY2025 Enacted	469,000	77,000	77,000
FY2027 Budget Request	0	308,000	308,000
Future Request	0	84,000	84,000
Total	469,000	469,000	469,000

MILCON Work-in-Place (WIP) Curve – Automated Spend Plan

Project Information	
Project Title	METC - Barracks/Ships/Dorms #1, Inc
Installation	JBSA Fort Sam Houston
Program Year (FY)	2025
Project #	JBSF200567

Financial Inputs & Derived Amounts ($000)	
Programmed Amount (PA)	469,000
SIOH Rate	6.5%
Contingency Rate	5.0%
SIOH Amount	30,485
Contingency Amount	23,450
Construction (PA less SIOH & Cont)	415,065
Total Increments	3

Key Dates (Calculated)	
Begin Date (FY Start)	Oct 1, 2024
Award Date (Assumed)	Apr 1, 2025
Complete Date (Award + POP; set to 1st of month)	Apr 1, 2028
Award Month (1st of month)	Apr 1, 2025
Complete Month (1st of month)	Apr 1, 2028
Period of Performance	1100

Funding & Obligation Increments ($000)

Increment	Amount ($000)	Funding Date	Obligation Date
Increment 1	77,000	Jan 1, 2025	Apr 1, 2025
Increment 2	308,000	Oct 1, 2025	Jan 1, 2026
Increment 3	84,000	Oct 1, 2026	Jan 1, 2027
Total Funding	**469,000**	**Check vs PA**	**0**

Outlay Curve Controls (Adjust if needed)	
Outlay Curve Steepness (k)	8.0
Normalized Logistic Base (t=0)	0.01798621
Normalized Logistic Top (t=1)	0.98201379
Total Outlay ($000) (assumed = PA)	469,000

Monthly Cash Flow (Automated from Spend Plan)

Month	Funding ($000)	Obligation ($000)	Outlay ($000)	Cumulative Funding	Cumulative Obligation	Cumulative Outlay
Oct 2024	0	0	0	0	0	0
Nov 2024	0	0	0	0	0	0
Dec 2024	0	0	0	0	0	0
Jan 2025	77,000	0	0	77,000	0	0
Feb 2025	0	0	0	77,000	0	0
Mar 2025	0	0	0	77,000	0	0
Apr 2025	0	77,000	2,065	77,000	77,000	2,065
May 2025	0	0	2,539	77,000	77,000	4,604
Jun 2025	0	0	3,114	77,000	77,000	7,718
Jul 2025	0	0	3,809	77,000	77,000	11,528
Aug 2025	0	0	4,644	77,000	77,000	16,171
Sep 2025	0	0	5,637	77,000	77,000	21,809
Oct 2025	308,000	0	6,810	385,000	77,000	28,618
Nov 2025	0	0	8,175	385,000	77,000	36,794
Dec 2025	0	0	9,744	385,000	77,000	46,537
Jan 2026	0	308,000	11,512	385,000	385,000	58,050
Feb 2026	0	0	13,463	385,000	385,000	71,513
Mar 2026	0	0	15,558	385,000	385,000	87,071
Apr 2026	0	0	17,730	385,000	385,000	104,801
May 2026	0	0	19,890	385,000	385,000	124,691
Jun 2026	0	0	21,923	385,000	385,000	146,614
Jul 2026	0	0	23,698	385,000	385,000	170,312
Aug 2026	0	0	25,084	385,000	385,000	195,396
Sep 2026	0	0	25,968	385,000	385,000	221,364
Oct 2026	84,000	0	26,272	469,000	385,000	247,636
Nov 2026	0	0	25,968	469,000	385,000	273,604
Dec 2026	0	0	25,084	469,000	385,000	298,688
Jan 2027	0	84,000	23,698	469,000	469,000	322,386
Feb 2027	0	0	21,923	469,000	469,000	344,309
Mar 2027	0	0	19,890	469,000	469,000	364,199
Apr 2027	0	0	17,730	469,000	469,000	381,929
May 2027	0	0	15,558	469,000	469,000	397,487
Jun 2027	0	0	13,463	469,000	469,000	410,950
Jul 2027	0	0	11,512	469,000	469,000	422,463
Aug 2027	0	0	9,744	469,000	469,000	432,206
Sep 2027	0	0	8,175	469,000	469,000	440,382
Oct 2027	0	0	6,810	469,000	469,000	447,191
Nov 2027	0	0	5,637	469,000	469,000	452,829
Dec 2027	0	0	4,644	469,000	469,000	457,472
Jan 2028	0	0	3,809	469,000	469,000	461,282
Feb 2028	0	0	3,114	469,000	469,000	464,396
Mar 2028	0	0	2,539	469,000	469,000	466,935
Apr 2028	0	0	2,065	469,000	469,000	469,000
TOTAL	**469,000**	**469,000**	**469,000**			

Cumulative WIP Curve

Project: METC - Barracks/Ships/Dorms #1, Inc
Program Year: 2025

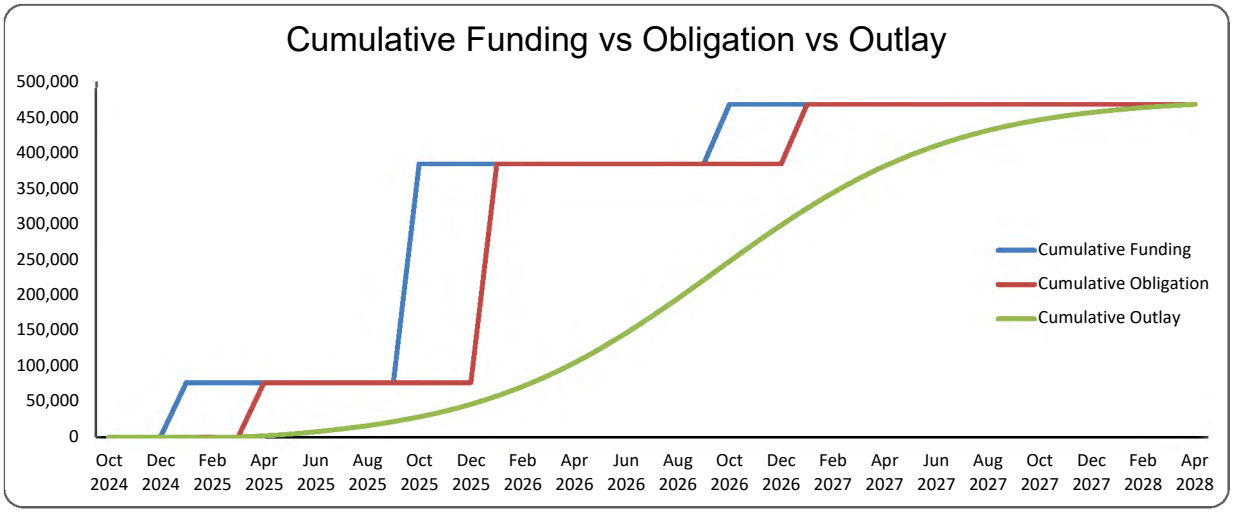

1. COMPONENT	FY 2027 MILITARY CONSTRUCTION PROJECT DATA	2. DATE
AIR FORCE		AUGUST 2025

3. INSTALLATION AND LOCATION	4. PROJECT TITLE
JOINT BASE SAN ANTONIO LACKLAND AIR FORCE BASE SITE 1 TEXAS	MWD LARGE CAPACITY KENNEL

5. PROGRAM ELEMENT	6. CATEGORY CODE	7. PROJECT NUMBER	8. PROJECT COST ($000)
91211F	730-841	MPYJ213587	180,000

9. COST ESTIMATES

ITEM	UM	QUANTITY	UNIT COST	COST($000)
PRIMARY FACILITIES				138,264
SECURITY POLICE KENNEL CANINE (730-841)	SM	9,500	11,579	(110,001)
SECURITY POLICE KENNEL SUPPORT BUILDING (730-842)	SM	6,340	3,926	(24,891)
CYBERSECURITY OF FACILITY-RELATED CONTROL SYS	LS			(3,372)
SUPPORTING FACILITIES				22,897
UTILITIES	LS			(9,043)
SITE PREPARATION	LS			(2,815)
ROADS, SIDEWALKS, AND PARKING	LS			(4,771)
SITE IMPROVEMENTS	LS			(1,106)
COMMUNICATIONS	LS			(3,162)
PRIVATIZED UTILITIES SERVICE AND CONNECTION	LS			(2,000)
SUBTOTAL				161,160
CONTINGENCY (5.00%)				8,058
TOTAL CONTRACT COST				169,218
SUPERVISION, INSPECTION AND OVERHEAD (6.50%)				10,999
TOTAL REQUEST				180,217
TOTAL REQUEST (ROUNDED)				180,000
EQUIPMENT FROM OTHER APPROPRIATIONS (NON-ADD)				(0)

10. DESCRIPTION OF PROPOSED CONSTRUCTION

Construct Department of War Military Working Dog (MWD) kennel complex comprised of three kennel facilities, providing a total of 400 dog-runs, and one Kennel Support Facility.

Kennel facilities will include private indoor and outdoor dog runs for each animal, as well as interior and exterior corridors to access dogs from both the indoor and outdoor runs. Each kennel facility will also include central support spaces including a latrine, tack room, grooming/screening room, food prep areas, and storage rooms. Kennel facilities will also have a covered artificial turf exercise area running the length of the building, with fencing and gates to subdivide the area as necessary to isolate one or multiple dogs. Kennel buildings will be single-story structures with roof material and slope per Joint Base San Antonio Installation Facility Standard and sufficient insulation above deck to meet the local energy requirements, galvanized steel roof decks, reinforced concrete rigid mat foundations supporting walls and columns, pre-engineered metal building system, painted interior construction, and sealed concrete floors.

The Kennel Support Facility will be a single story, largely administrative building, with spaces for private offices, open work areas, training rooms/classrooms, locker rooms for trainers, storage rooms, etc. The final layout of the facility will be determined in close coordination with the end user in subsequent phases of design.

The project includes all required site preparation, site improvements, utilities, stormwater management features, communications support, fire alarm systems, mass notification systems (Kennel Support Facility only), fire suppression systems, pavements, landscaping, and all supporting work for complete and usable facilities. With the site not currently having utilities to support the mission,

1. COMPONENT	FY 2027 MILITARY CONSTRUCTION PROJECT DATA	2. DATE
AIR FORCE		AUGUST 2025

3. INSTALLATION AND LOCATION	4. PROJECT TITLE
JOINT BASE SAN ANTONIO LACKLAND AIR FORCE BASE SITE 1 TEXAS	MWD LARGE CAPACITY KENNEL

5. PROGRAM ELEMENT	6. CATEGORY CODE	7. PROJECT NUMBER	8. PROJECT COST ($000)
91211F	730-841	MPYJ213587	180,000

this project will include the sizing of site utilities for mission facilities. This will include additional primary electric infrastructure, a sanitary sewer line, fiber optic cable for telecommunications, domestic water line, and storm water drainage. Facilities will be designed as permanent construction in accordance with Unified Facilities Criteria (UFC) 1-200-01, General Building Requirements. This project will comply with DoW Antiterrorism/Force Protection requirements per Unified Facilities Criteria 4-010-01.

Air Conditioning: 1,300 Tons

11. REQ:	9,500 SM	ADQT:	0	SUBSTD:	0

PROJECT:

Construct a Department of War Military Working Dog Kennel Complex at Chapman Training Annex.

REQUIREMENT:

The Department of War Executive Agent and the 341 Training Squadron identified a total requirement of 850 dog-runs in support of the Defense Military Working Dog Kennel Program at Joint Base San Antonio - Lackland West and the Chapman Training Annex. This is comprised of 450 dog-runs at Lackland West, and 400 dog-runs at the Chapman Training Annex (150 kennel spaces for "new buy" dogs that remain in quarantine for 10 days, 125 training aids, 125 transient/swing space for cleaning). The kennel facility requirements include features that adequately address the kennel management principles and procedures prescribed by the Defense Health Agency (DHA), functional elements identified in the Air Force Military Working Dog Facility Standard Design, and guidance from the Military Working Dog mission partners at Joint Base San Antonio. This is a Department of War Military Working Dog supported service driven requirement.

CURRENT SITUATION:

Currently there are a total of 26 kennels with 1,204 dog runs (882 dog runs at Lackland West and 322 dog runs at Chapman Training Annex). Current facilities are inadequate and do not meet Defense Health Agency requirements and specifications for Department of War Military Working Dog facilities. The existing net area per canine ranges from 88 SF to 126 SF. Additionally, current facilities only possess outdoor kennels/dog-runs that are not temperature controlled. Given the extreme heat experienced in San Antonio during the summer months, the lack of safe temperature-controlled environments puts Military Working Dogs at significant risk of heat related injuries and even death. Existing kennels do not have adequate potable water, are not equipped with an overhead sanitation spray system, and are not equipped with adequate systems to remove/dispose of solid waste. Existing kennels and support facilities are also located in a 100-year flood plain. The new kennels must be constructed on a new site, separated from existing support facilities, necessitating the construction of one new administrative building.

1. COMPONENT	FY 2027 MILITARY CONSTRUCTION PROJECT DATA	2. DATE
AIR FORCE		AUGUST 2025

3. INSTALLATION AND LOCATION	4. PROJECT TITLE
JOINT BASE SAN ANTONIO LACKLAND AIR FORCE BASE SITE 1 TEXAS	MWD LARGE CAPACITY KENNEL

5. PROGRAM ELEMENT	6. CATEGORY CODE	7. PROJECT NUMBER	8. PROJECT COST ($000)
91211F	730-841	MPYJ213587	180,000

IMPACT IF NOT PROVIDED:

Joint Base San Antonio is home to the primary training program for Military Working Dogs for the entire Department of War and is tasked with providing trained military working dogs and handlers for the Department of War, Department of Homeland Security (DHS), and other government agencies and allies through training, logistical, veterinary support, and research and development. If trainers, handlers, and caretakers continue operating in inadequate and unsafe facilities, the program will be significantly impacted. The largest explosive detection canine program for the Department of Homeland Security will be unable to provide adequate canine resources to teams operating in multimodal environments globally. At a minimum, the throughput of the Military Working Dog breeding and training programs will likely decrease affecting the level of protection provided by these working dogs and handlers at overseas contingency locations. Just as importantly, the health and wellness of the canines will be in real jeopardy due to facility conditions and the extreme regional climate.

ADDITIONAL:

This project meets the criteria/scope in Department of the Air Force Manual 32-1084, Standard Facility Requirements. This design shall conform to criteria established in the Air Force Corporate Facilities Standards (AFCFS), the Installation Facilities Standards (IFS), and will employ a standard facility design This project is the only feasible option that will meet the operational requirements. An economic analysis waiver is being processed for this project. Sustainable principles, to include life-cycle cost-effective practices, will be integrated into the design, development and construction of the project in accordance with UFC 1-200-02. This includes the preparation of a life-cycle cost analysis (LCCA) for energy consuming systems, renewable energy generating systems, or when life-cycle cost effective (LCCE) is selected as the reason any requirement of UFC 1-200-02 is partially compliant or not applicable. This project does not fall within or partly within the 100-year flood plain. The facility will be sited in accordance with the Installation Development Plan and will be within compatible land use areas.

802 Base Civil Engineer: (210) 671-2977

SECURITY POLICE KENNEL CANINE (730841): 9,500 SM = 102,257 Square Feet.

SECURITY POLICE KENNEL SUPPORT BUILDING (730842): 6,340 SM = 68,243 Square Feet.

JOINT USE CERTIFICATION: This facility can be used by other DOW components on an "as available" basis. The scope of the project is based on mission requirements, operational considerations, and location.

1. COMPONENT	FY 2027 MILITARY CONSTRUCTION PROJECT DATA	2. DATE
AIR FORCE		AUGUST 2025

3. INSTALLATION AND LOCATION	4. PROJECT TITLE
JOINT BASE SAN ANTONIO LACKLAND AIR FORCE BASE SITE 1 TEXAS	MWD LARGE CAPACITY KENNEL

5. PROGRAM ELEMENT	6. CATEGORY CODE	7. PROJECT NUMBER	8. PROJECT COST ($000)
91211F	730-841	MPYJ213587	180,000

12. SUPPLEMENTAL DATA:

A. Estimated Execution Data:

(1) Acquisition Strategy: Design-Bid-Build

(2) Design Data

(a) Design or Request for Proposal(RFP) Started:	MAR/2025
(b) Percent of Design Completed as of SEP 2025:	65%
(c) Percent of Design Completed as of JAN 2026:	100%
(d) Design or RFP Complete:	DEC/2025
(e) Total Design Cost ($000):	16,240
(f) Energy Study and/or Life Cycle Cost Analysis	YES
(g) Standard or Definitive Design Used?	YES

(3) Construction Data:

(a) Contract Award:	JUN/2027
(b) Construction Start:	AUG/2027
(c) Construction Complete:	FEB/2030

B. Equipment associated with this project which will be provided from other appropriations:

Equipment Nomenclature	Procuring Appropriation	Fiscal Year Appropriated Or Requested	Cost ($000)
NONE			

Spend Plan

Project: **CHAPMAN MILITARY WORKING DOG LARGE CAPACITY KENNEL**

AS Of 25-Mar-26

PA ($000)		180,000
Obligate		159,885
SIOH	6.5%	11,700
SIOH / Month		377
Other	5.0%	8,415
Other / Month		271
Award		23-Jun-27
Complete		17-Jan-30
POP		939
Months		31.0

Chart	Fund	Obligate	Fund mmm-yr	Obligate mmm-yr	Months	Increment	Obligate	SIOH	Other
Begin	1-Oct-26		Oct-26		0		-	-	-
1st Increment	1-Mar-27	22-Jun-27	Mar-27	Jun-27	31	180,000	159,912	11,687	8,401
2nd Increment			Jan-00	Jan-00	0		-	-	-
3rd Increment					0		-	-	-
4th Increment					0		-	-	-
5th Increment					0		-	-	-
End	17-Jan-30	17-Jan-30	Jan-30	Jan-30	0		-	-	-
Total					31	180,000	159,912	11,687	8,401

Edit the Green Fields

Project: CHAPMAN MILITARY WORKING DOG LARGE CAPACITY KENNEL

Project Spending Plan
As of: 25-Mar-26
All Cost in thousands ($000)

Chart Begin Oct-26	FUNDING (note 1)		OBLIGATION (note 2)		OUTLAYS (note 3)	
Month	**Enacted**	**Cumulative**	**Obligated**	**Cumulative**	**Monthly**	**Cumulative**
Oct-26	-	-	-	-	-	-
Nov-26	-	-	-	-	-	-
Dec-26	-	-	-	-	-	-
Jan-27	-	-	-	-	-	-
Feb-27	-	-	-	-	-	-
Mar-27	-	-	-	-	-	-
Apr-27	-	-	-	-	-	-
May-27	-	-	-	-	-	-
Jun-27	-	-	-	-	2,323	2,323
Jul-27	-	-	648	648	3,080	5,403
Aug-27	-	-	648	1,296	3,974	9,377
Sep-27	-	-	648	1,944	4,992	14,369
Oct-27	-	-	648	2,592	6,105	20,475
Nov-27	-	-	648	3,240	7,269	27,744
Dec-27	-	-	648	3,888	8,425	36,169
Jan-28	-	-	648	4,536	9,507	45,676
Feb-28	-	-	648	5,184	10,443	56,119
Mar-28	-	-	648	5,832	11,168	67,287
Apr-28	-	-	648	6,480	11,627	78,914
May-28	-	-	648	7,128	11,784	90,698
Jun-28	-	-	648	7,776	11,627	102,324
Jul-28	-	-	648	8,424	11,168	113,492
Aug-28	-	-	648	9,072	10,443	123,935
Sep-28	-	-	648	9,720	9,507	133,442
Oct-28	-	-	648	10,368	8,425	141,868
Nov-28	-	-	648	11,016	7,269	149,137
Dec-28	-	-	648	11,664	6,105	155,242
Jan-29	-	-	648	12,312	4,992	160,234
Feb-29	-	-	648	12,960	3,974	164,208
Mar-29	-	-	648	13,608	3,080	167,288
Apr-29	-	-	648	14,256	2,573	169,861
May-29	-	-	748	15,004	2,200	172,061
Jun-29	-	-	648	15,652	1,700	173,761
Jul-29	-	-	648	16,300	1,602	175,363
Aug-29	-	-	648	16,948	1,402	176,765
Sep-29	-	-	648	17,596	1,100	177,865
Oct-29	-	-	648	18,244	950	178,815
Nov-29	-	-	648	18,892	780	179,595
Dec-29	-	-	648	19,540	650	180,245
Jan-30	-	-	550	20,090	55	180,300

Note 1:	Assumes initial appropriation is enacted by Congress Mar FY 2027.
Note 2:	Assumes funds are available for obligation by 31 May of the execution year and by 31 March for subsequent years.
Note 3:	Assumes contract award date of June 2027, construction start: Aug 2027, contract completion:Jan 2030, Duration 31 months

CHAPMAN MILITARY WORKING DOG LARGE CAPACITY KENNEL

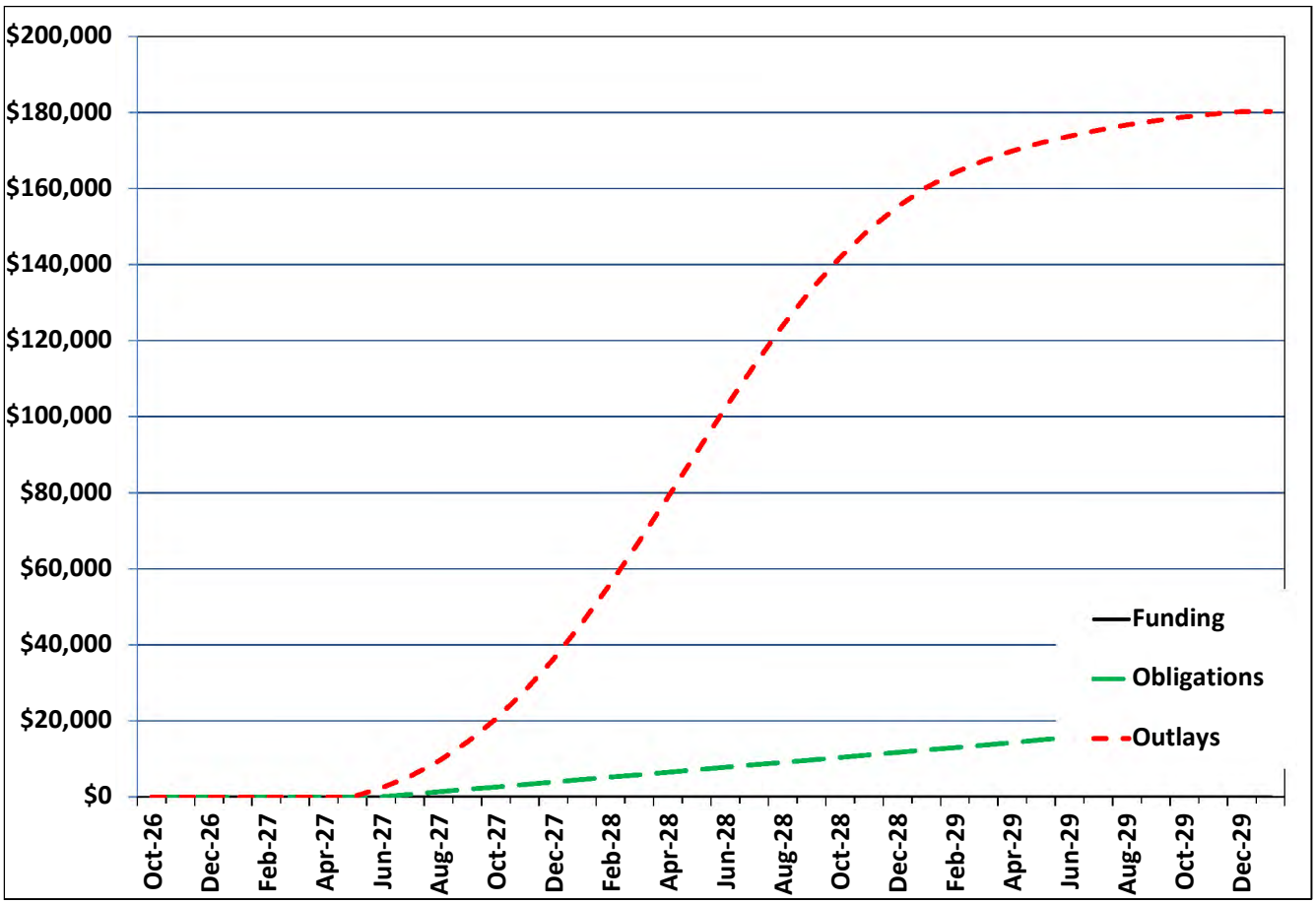

1. COMPONENT	FY 2027 MILITARY CONSTRUCTION PROJECT DATA	2. DATE
AIR FORCE		MARCH 2026

3. INSTALLATION AND LOCATION	4. PROJECT TITLE
JOINT BASE SAN ANTONIO TEXAS	91 CYBER OPERATIONS CENTER

5. PROGRAM ELEMENT	6. CATEGORY CODE	7. PROJECT NUMBER	8. PROJECT COST ($000)
91211F	141-456	MPLS163002	AUTH: 96,000 APPR: 96,000

9. COST ESTIMATES

ITEM	UM	QUANTITY	UNIT COST	COST($000)
PRIMARY FACILITIES				69,068
AIR FORCE SECURITY SERVICE OPERATIONS (141-456)	SM	3,958	13,787	(54,570)
ICD 705 PREMIUM	LS			(14,248)
CYBERSECURITY OF FACILITY-RELATED CONTROL SYS	LS			(250)
SUPPORTING FACILITIES				16,807
GENERATOR	KW	3,000	1,867	(5,601)
ROADS, SIDEWALKS, AND PARKING	LS			(3,682)
COMMUNICATIONS	LS			(198)
PRIVATIZED UTILITIES SERVICE AND CONNECTION	LS			(575)
SITE IMPROVEMENTS	LS			(3,228)
UTILITIES	LS			(3,523)
SUBTOTAL				85,875
CONTINGENCY (5.00%)				4,294
TOTAL CONTRACT COST				90,169
SUPERVISION, INSPECTION AND OVERHEAD (6.50%)				5,861
TOTAL REQUEST				96,030
TOTAL REQUEST (ROUNDED)				96,000
EQUIPMENT FROM OTHER APPROPRIATIONS (NON-ADD)				(6,009)

10. DESCRIPTION OF PROPOSED CONSTRUCTION

Construct a Cyberspace Operations Center in support of Air Combat Command's 91st Cyber Operations Squadron worldwide missions. The construction will include reinforced concrete foundations, structural steel framing, brick masonry exterior walls, and metal standing seam roofing on metal decking. The project will include fire suppression system, integrated lightning suppression system, as well as all supporting facilities such as site improvements, utilities, communications, access roads, parking areas and (2) generators in support of critical infrastructure to provide a complete and usable facility. Additionally, the project will include secure spaces that shall comply with Intelligence Community Directive 503/705 criteria and standards. Generators are authorized in accordance with Air Force Manual 32-1062, Electrical Systems, Power Plants, and Generators. Facilities will be designed as permanent construction in accordance with Department of War Unified Facilities Criteria 1-200-01, General Building Requirements. This project will comply with Department of War antiterrorism/force protection requirements per Unified Facilities Criteria 4-010-01.

Air Conditioning: 200 tons

11. REQ: 3,958 SM ADQT: 0 SUBSTD: 0

PROJECT:
91 Cyber Operations Center

REQUIREMENT:
Construct a controlled space operations facility that is optimally sized and configured as a Cyberspace Operations Center for the expanding 91 Cyber Operation

1. COMPONENT	FY 2027 MILITARY CONSTRUCTION PROJECT DATA	2. DATE
AIR FORCE		MARCH 2026

3. INSTALLATION AND LOCATION	4. PROJECT TITLE
JOINT BASE SAN ANTONIO TEXAS	91 CYBER OPERATIONS CENTER

5. PROGRAM ELEMENT	6. CATEGORY CODE	7. PROJECT NUMBER	8. PROJECT COST ($000)
91211F	141-456	MPLS163002	AUTH: 96,000 APPR: 96,000

Squadron, 67 Cyberspace Wing, and 16 Air Force mission sets in support of United States Cyber Command's worldwide mission. The facility enables Offensive Cyberspace Operations in accordance with delegated authority to satisfy Combatant Commander's requirements. It degrades, disrupts, denies, deceives, and exploits adversary information systems and presents trained forces to United States Cyber Command as part of the Cyber Mission Force. This is a 16th Air Force tenant requirement.

CURRENT SITUATION:
The current 91 Cyber Operation Squadron facility is inadequate to fully support existing mission tasks. The 91 Cyber Operation Squadron resides in building 2058 with two other JBSA tenants: 16 Air Force and the 67 Cyberspace Wing. Both the 91 Cyber Operation Squadron and 67 Cyberspace Wing have expanding missions and require more space for personnel and weapon systems. Additionally, the current facility does not have adequate space requirements for increasing missions and Joint Base San Antonio is at 99% capacity. The current facility was not designed for its current occupant's electrical power requirements and Heating, Ventilation, and Air Conditioning loads resulting in fluctuating power access and potential damage to critical equipment due to overheating. Construction of a specially purposed Cyber Operations Facility will reduce power and Heating, Ventilation, and Air Conditioning demands on building 2058 and allow optimal configuration of mission requirements between the facilities.

IMPACT IF NOT PROVIDED:
As the only Air Force owned Offensive Cyberspace Operations unit, the 91 Cyber Operation Squadron must be appropriately resourced to integrate new and expanded capabilities. Continued cyber operations in an undersized and poorly configured facility increases the risk of catastrophic Air Conditioning failure resulting in server room shutdown causing the loss of time sensitive Department of War critical cyber resources and negatively impacts United States Cyber Command and combatant commander requirements. Without this project, the 91 Cyber Operations Squadron will be unable to meet timelines to expand its capabilities to support operational and contingency planning due to an inadequate facility that limits support to combat operations and expanding the cadre of ready airmen.

ADDITIONAL:
This project meets the criteria/scope in Department of the Air Force Manual 32-1084, Standard Facility Requirements. This design shall conform to criteria established in the Air Force Corporate Facilities Standards, the Installation Facilities Standards, but will not employ a standard facility design because there is no Air Force standard facility design for this project, and there is no applicable standard design from United States Army Corps of Engineers. All reasonable alternatives were considered during the development of this project to include status quo, add/alter, and new construction. An approved Economic Analysis determined new construction as the only viable option to meet this requirement. Sustainable principles, to include life-cycle cost-effective practices, will be integrated into the design, development, and construction of the project in

1. COMPONENT	FY 2027 MILITARY CONSTRUCTION PROJECT DATA	2. DATE
AIR FORCE		MARCH 2026

3. INSTALLATION AND LOCATION	4. PROJECT TITLE
JOINT BASE SAN ANTONIO TEXAS	91 CYBER OPERATIONS CENTER

5. PROGRAM ELEMENT	6. CATEGORY CODE	7. PROJECT NUMBER	8. PROJECT COST ($000)
91211F	141-456	MPLS163002	AUTH: 96,000 APPR: 96,000

accordance with Unified Facility Criteria 1-200-02, High Performance and Sustainable Building Requirements. This includes preparation of a life-cycle cost analysis for energy consuming systems, renewable energy generating systems, or whenever life-cycle cost effective is selected as the reason any requirement of Unified Facility Criteria 1-200-02 is partially compliant or not applicable. This project does not fall within or partly within the 100-year flood plain. Facility is sited in accordance with the Installation Development Plan and is within a compatible land use area. Supporting facility costs are roughly 25% of primary facility cost due to the generator requirement. The construction growth offset for this requirement is 42,604 square feet.

502d Civil Engineer Group, Base Civil Engineer: (210) 671-2977

AIR FORCE SECURITY SERVICE OPERATIONS: 3,958 SM = 42,604 Square Feet

JOINT USE CERTIFICATION: This facility can be used by other components on an "as available" basis; however, the scope of the project is based on Air Force requirements.

1. COMPONENT	FY 2027 MILITARY CONSTRUCTION PROJECT DATA	2. DATE
AIR FORCE		MARCH 2026

3. INSTALLATION AND LOCATION	4. PROJECT TITLE
JOINT BASE SAN ANTONIO TEXAS	91 CYBER OPERATIONS CENTER

5. PROGRAM ELEMENT	6. CATEGORY CODE	7. PROJECT NUMBER	8. PROJECT COST ($000)
91211F	141-456	MPLS163002	AUTH: 96,000 APPR: 96,000

12. SUPPLEMENTAL DATA:

A. Estimated Execution Data:

(1) Acquisition Strategy: Design-Bid-Build

(2) Design Data

(a) Design or Request for Proposal(RFP) Started:	JUL/2018
(b) Percent of Design Completed as of SEP 2025:	100%
(c) Percent of Design Completed as of JAN 2026:	100%
(d) Design or RFP Complete:	JAN/2021
(e) Total Design Cost ($000):	3,330
(f) Energy Study and/or Life Cycle Cost Analysis	YES
(g) Standard or Definitive Design Used?	NO

(3) Construction Data:

(a) Contract Award:	MAR/2027
(b) Construction Start:	APR/2027
(c) Construction Complete:	SEP/2028

B. Equipment associated with this project which will be provided from other appropriations:

Equipment Nomenclature	Procuring Appropriation	Fiscal Year Appropriated Or Requested	Cost ($000)
FURNITURE FIXTURES & EQUIPMENT	3080	2027	2,045
MISSION EQUIPMENT	3080	2027	2,917
CONSTRUCTION SURVEILLANCE ESCO	3400	2027	520
UNINTERRUPTIBLE POWER SUPPLY	3080	2027	527

C. Authorization and Appropriation Summary:

	Authorization $(000)	Auth of Approp $(000)	Appropriation $(000)
FY 2027	96,000	96,000	96,000
Total	96,000	96,000	96,000

MILCON Work-in-Place (WIP) Curve – Automated Spend Plan

Project Information	
Project Title	91st Cyber Operations Center
Installation	JBSA Lackland AFB, TX
Program Year (FY)	2027
Project #	MPLS163002

Financial Inputs & Derived Amounts ($000)	
Programmed Amount (PA)	114,000
SIOH Rate	6.5%
Contingency Rate	5.0%
SIOH Amount	7,410
Contingency Amount	5,700
Construction (PA less SIOH & Cont)	100,890
Total Increments	

Key Dates (Calculated)	
Begin Date (FY Start)	Oct 1, 2026
Award Date (Assumed)	Apr 1, 2027
Complete Date (Award + POP; set to 1st of month)	Jan 1, 2030
Award Month (1st of month)	Apr 1, 2027
Complete Month (1st of month)	Jan 1, 2030
Period of Performance	1035

Funding & Obligation Increments ($000)

Increment	Amount ($000)	Funding Date	Obligation Date
	114,000		
	0		
Total Funding	114,000	Check vs PA	0

Outlay Curve Controls (Adjust if needed)	
Outlay Curve Steepness (k)	8.0
Normalized Logistic Base (t=0)	0.01798621
Normalized Logistic Top (t=1)	0.98201379
Total Outlay ($000) (assumed = PA)	114,000

Monthly Cash Flow (Automated from Spend Plan)

Month	Funding ($000)	Obligation ($000)	Outlay ($000)	Cumulative Funding	Cumulative Obligation	Cumulative Outlay
Oct 2026	0	0	0	0	0	0
Nov 2026	0	0	0	0	0	0
Dec 2026	0	0	0	0	0	0
Jan 2027	0	0	0	0	0	0
Feb 2027	0	0	0	0	0	0
Mar 2027	0	0	0	0	0	0
Apr 2027	0	0	551	0	0	551
May 2027	0	0	690	0	0	1,242
Jun 2027	0	0	862	0	0	2,103
Jul 2027	0	0	1,072	0	0	3,175
Aug 2027	0	0	1,328	0	0	4,503
Sep 2027	0	0	1,636	0	0	6,139
Oct 2027	0	0	2,002	0	0	8,141
Nov 2027	0	0	2,431	0	0	10,573
Dec 2027	0	0	2,924	0	0	13,497
Jan 2028	0	0	3,475	0	0	16,972
Feb 2028	0	0	4,074	0	0	21,046
Mar 2028	0	0	4,698	0	0	25,744
Apr 2028	0	0	5,319	0	0	31,063
May 2028	0	0	5,895	0	0	36,957
Jun 2028	0	0	6,382	0	0	43,339
Jul 2028	0	0	6,737	0	0	50,076
Aug 2028	0	0	6,924	0	0	57,000
Sep 2028	0	0	6,924	0	0	63,924
Oct 2028	0	0	6,737	0	0	70,661
Nov 2028	0	0	6,382	0	0	77,043
Dec 2028	0	0	5,895	0	0	82,937
Jan 2029	0	0	5,319	0	0	88,256
Feb 2029	0	0	4,698	0	0	92,954
Mar 2029	0	0	4,074	0	0	97,028
Apr 2029	0	0	3,475	0	0	100,503
May 2029	0	0	2,924	0	0	103,427
Jun 2029	0	0	2,431	0	0	105,859
Jul 2029	0	0	2,002	0	0	107,861
Aug 2029	0	0	1,636	0	0	109,497
Sep 2029	0	0	1,328	0	0	110,825
Oct 2029	0	0	1,072	0	0	111,897
Nov 2029	0	0	862	0	0	112,758
Dec 2029	0	0	690	0	0	113,449
Jan 2030	0	0	551	0	0	114,000
TOTAL	**0**	**0**	**114,000**			

Cumulative WIP Curve

Project: 91st Cyber Operations Center
Program Year: 2027

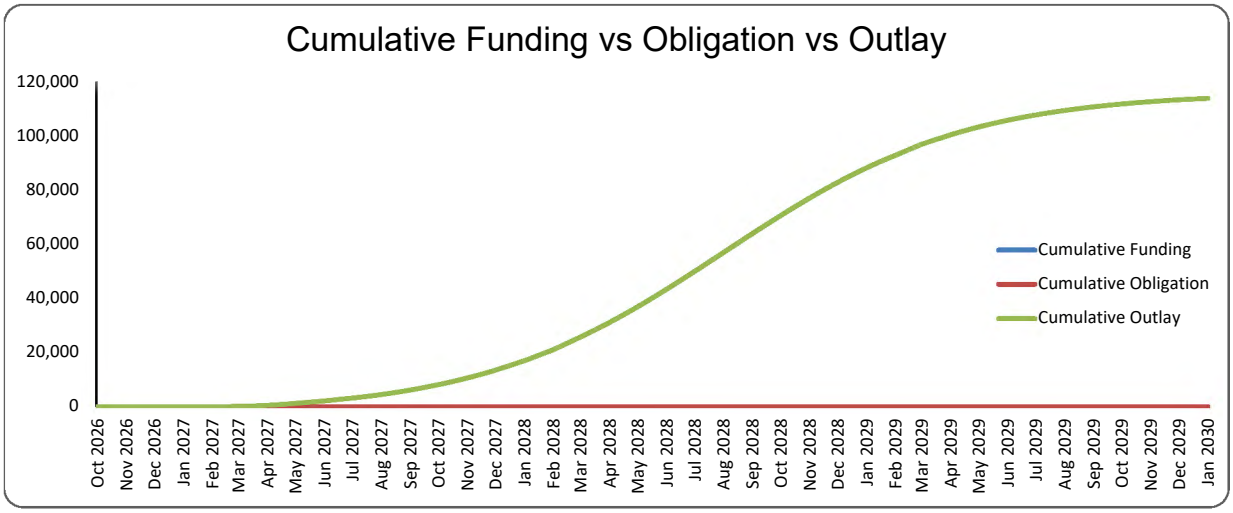

1. COMPONENT	FY 2027 MILITARY CONSTRUCTION PROGRAM	2. DATE (YYYYMMDD)
AIR FORCE		20260326

3. INSTALLATION AND LOCATION	4. COMMAND	5. AREA CONTRUCTION COST INDEX
HILL AIR FORCE BASE, UTAH	AIR FORCE MATERIEL COMMAND	1.03

6. PERSONNEL		(1) PERMANENT			(2) STUDENTS			(3) SUPPORTED			(4) TOTAL
		OFFICER	ENLISTED	CIVILIAN	OFFICER	ENLISTED	CIVILIAN	OFFICER	ENLISTED	CIVILIAN	
a. AS OF	30-Sep-25	648	3,447	12,417	0	0	0.00	169	1,239	0	17,920
b. END FY	30-Sep-30	659	3,485	12,169	0	0	0	169	1,237	0	17,719

7. INVENTORY DATA *($000)*

a. TOTAL ACREAGE	962,068
b. INVENTORY TOTAL AS OF 30-Sep-25	12,658,826.00
c. AUTHORIZATION NOT YET IN INVENTORY	861,000.00
d. AUTHORIZATION REQUESTED IN THIS PROGRAM	0.00
e. AUTHORIZATION INCLUDED IN FOLLOWING PROGRAM	0.00
f. PLANNED IN NEXT THREE PROGRAM YEARS	747,327.00
g. REMAINING DEFICIENCY	4,756,400.00
h. GRAND TOTAL	19,023,553.00

8. PROJECTS REQUESTED IN THIS PROGRAM

a. CATEGORY			b. COST ($000)	c. DESIGN STATUS	
(1) CODE	(2) PROJECT TITLE	(3) SCOPE		(1) START	(2) COMPLETE
211-116	F-35 Maintenance Facility, Ph 1, Inc	28,709 SM	100,000	04/22	05/23
211-116	T-7A Depot Maintenance Complex, Inc	28,038SM	72,000	05/22	05/23

9. FUTURE PROJECTS

211-254 F-16 Emergency Power Unit Overhaul Facility (4,183 SM/$92,859)
211-172 F-35 Radar Cross Section Test Facility (7,565 SM/$115,000)
211-152 F-35 Canopy Repair Facility (7,256 SM/$59,000)
211-116 F-35 Maintenance Facility, Phase 2 (26,515 SM/$266,000)
211-152 F-35 Composite Repair & Training Fac, Ph 2 (20,100 SM/$200,000)
211-116 F-35 Maintenance Facility, Phase 1, Inc (28,709 SM/$87,500)
310-924 Radiation Research Facility (4,645 SM/$126,000)

10. MISSION OR MAJOR FUNCTIONS

Hill Air Force Base is home to Air Force Materiel Command's 75th Air Base Wing, host wing, providing installation support for the Ogden Air Logistics Complex, Air Force Life Cycle Management Center, Air Force Nuclear Weapons Center, Air Force active duty 388th Fighter Wing (F-35A) and Reserve 419th Fighter Wing with more than 50 mission partners. Air Force Life Cycle Management Center provides the latest in command and control and information systems for various weapons platforms including the F-16, F-35, HH-60, E-3 Airborne Warning and Control System and E-8 Joint Surveillance Target Attack Radar System; an Air Force Research Laboratory research site location for the space vehicles directorate; an air base group and recruiting group. The installation has support responsibility for the operation of the Utah Test and Training Range.

11. OUTSTANDING POLLUTION AND SAFETY DEFICIENCIES

N/A

1. COMPONENT	FY 2027 MILITARY CONSTRUCTION PROJECT DATA	2. DATE
AIR FORCE		MARCH 2026

3. INSTALLATION AND LOCATION	4. PROJECT TITLE
HILL AIR FORCE BASE UTAH	F-35 MAINTENANCE FACILITY, PHASE 1, INC 2

5. PROGRAM ELEMENT	6. CATEGORY CODE	7. PROJECT NUMBER	8. PROJECT COST ($000)
27142F	211-116	KSRM163011	AUTH: 0 APPR: 100,000

9. COST ESTIMATES

ITEM	UM	QUANTITY	UNIT COST	COST($000)
PRIMARY FACILITIES				189,381
HANGAR, MAINTENANCE DEPOT (211-116)	SM	28,709	6,431	(184,628)
CYBERSECURITY OF FACILITY-RELATED CONTROL SYS	LS			(4,753)
SUPPORTING FACILITIES				26,238
UTILITIES	LS			(7,166)
SITE PREPARATION	LS			(5,090)
SITE IMPROVEMENTS	LS			(13,782)
PRIVATIZED UTILITIES SERVICE AND CONNECTION	LS			(200)
SUBTOTAL				215,619
CONTINGENCY (5.00%)				10,781
TOTAL CONTRACT COST				226,400
SUPERVISION, INSPECTION AND OVERHEAD (6.50%)				14,716
DESIGN/BUILD - DESIGN COST (4.00% OF SUBTOTAL)				8,625
TOTAL REQUEST				249,741
TOTAL REQUEST (ROUNDED)				250,000
EQUIPMENT FROM OTHER APPROPRIATIONS (NON-ADD)				(43,700)

10. DESCRIPTION OF PROPOSED CONSTRUCTION

Construct a multi-dock medium bay fighter aircraft maintenance hangar with parts storage/equipment areas, back shop, and administrative areas. Project scope includes composite aircraft corrosion control capability to include one paint bay and one de-paint bay. The proposed facility will have reinforced concrete footings, foundation, floor slab, structural steel frame, insulated walls, insulated roof, lightning protection, fire detection/suppression, and intrusion detection. The project will include pavements, site improvements, communication support, utilities and all required supporting facilities for a complete and usable facility to fulfill mission requirements. Facilities will be designed as permanent construction in accordance with the Department of War Unified Facilities Criteria 1-200-01, General Building requirements. This project will comply with Department of War antiterrorism/force protection requirements per Unified Facilities Criteria 4-010-01.

Air Conditioning: 500 Tons

11. REQ: 28,709 SM ADQT: 0 SUBSTD: 0

PROJECT:

F-35 Maintenance Facility, Phase 1

REQUIREMENT:

A hangar facility is needed to accommodate the maintenance, modification, remanufacturing, and replacement of composite parts for the new fleet of F-35 fighter aircraft which began arriving at Hill AFB in 2015 to undergo depot repair of modification. The proposed facility will provide space for routine scheduled maintenance, specialized modification, and incident repair on the F-35 fighter aircraft. This project is the first of three phases and builds 40% of the required repair docks needed for the final expected end-force, allowing for adjustments in

1. COMPONENT	FY 2027 MILITARY CONSTRUCTION PROJECT DATA	2. DATE
AIR FORCE		MARCH 2026

3. INSTALLATION AND LOCATION	4. PROJECT TITLE
HILL AIR FORCE BASE UTAH	F-35 MAINTENANCE FACILITY, PHASE 1, INC 2

5. PROGRAM ELEMENT	6. CATEGORY CODE	7. PROJECT NUMBER	8. PROJECT COST ($000)
27142F	211-116	KSRM163011	AUTH: 0 APPR: 100,000

the last two phases for changes in end-force. This is not a tenant or supported service requirement.

CURRENT SITUATION:
The Ogden Air Logistics Complex at Hill Air Force Base maintains fighter aircraft used by the warfighter. The F-35 Lightning II Joint Strike Fighter is currently replacing the F-16 Fighting Falcon as the predominant fighter aircraft for the United States Air Force and for our allies. However, because the F-16 will remain in use worldwide for the foreseeable future, most of the current maintenance space on Hill Air Force Base will be needed to maintain the F-16. The remaining maintenance space for conventional aircraft is in use to maintain the A-10 Thunderbolt II attack aircraft and the C-130 Hercules cargo aircraft. Both of which will also remain in the Air Force inventory for years to come. Currently there are fourteen (14) F-35 aircraft at Hill Air Force Base that require modification to their airframes. This is being accomplished wherever space can be found on a piecemeal basis. As the number of F-35s in the Air Force inventory increases, surplus maintenance space at Hill Air Force Base will become less available. The only maintenance hangar at Hill Air Force Base dedicated exclusively to repairing and maintaining composite aircraft is overcrowded with F-22 Raptor fighter aircraft workload. It is not able to support obligated F-35 workload, or the future workload of an expected fleet of over 2,400 F-35 aircraft. The lack of space is compounded by the fact that composite aircraft maintenance processes must be separated from conventional processes because of the metal shavings produced with conventional aircraft maintenance. If these metal shavings find their way into composite aircraft components, then the low observable radar quality of an F-35 is ruined. Beyond FY 2020, more and more F-35A (Air Force), F-35B (Navy) and F-35C (Marine) aircraft will be arriving at Hill Air Force Base for depot repair of modification each year. By 2030, the annual average workload is expected to be sixty-four (64) aircraft. In order to maintain a high level of F-35 availability, a hangar facility dedicated exclusively for F-35 workload is needed.

IMPACT IF NOT PROVIDED:
Without the proposed facility, Hill AFB will lack the necessary resources to meet the demand of advanced composite maintenance, modification, remanufacturing, and component parts replacement pertaining to the F-35 fighter aircraft. Hill AFB will be forced to attempt to meet its contractual obligations using inadequate facilities. Costs for modifying and maintaining the F-35 will increase. The risk of contaminating low observable composites with metal shavings in shared facilities with conventional aircraft workloads poses an unreasonable hazard and will compel the Air Force to contract the needed depot repair of modification work with the manufacturer at a higher cost than could be done in-house with the proper facilities.

ADDITIONAL:
This project meets the criteria/scope specified in Air Force Manual 32-1084 Standard Facility Requirements. A Waiver to an Economic Analysis has been approved for this project. This design shall conform to criteria established in the Air

1. COMPONENT	FY 2027 MILITARY CONSTRUCTION PROJECT DATA	2. DATE
AIR FORCE		MARCH 2026

3. INSTALLATION AND LOCATION	4. PROJECT TITLE
HILL AIR FORCE BASE UTAH	F-35 MAINTENANCE FACILITY, PHASE 1, INC 2

5. PROGRAM ELEMENT	6. CATEGORY CODE	7. PROJECT NUMBER	8. PROJECT COST ($000)
27142F	211-116	KSRM163011	AUTH: 0 APPR: 100,000

Force Corporate Facilities Standards, the Installation Facilities Standards, but will not employ a standard facility design because there is no Air Force standard facility design for this project, and there is no applicable standard design from United States Army Corps of Engineers. Sustainable principles, to include life-cycle cost-effective practices, will be integrated into the design, development, and construction of the project in accordance with Unified Facility Criteria 1-200-02, High Performance and Sustainable Building Requirements. This includes preparation of a life-cycle cost analysis for energy consuming systems, renewable energy generating systems, whenever life-cycle cost effective is selected as the reason any requirement of Unified Facility Criteria 1-200-02 is partially compliant or not applicable. This project does not fall within or partly within the 100-year flood plain. Facility is sited in accordance with the Installation Development Plan and is within a compatible land use area. Companion/concurrent project includes F35 East Campus Infrastructure at Hill Air Force Base. The construction growth offset is 309,021 square feet.

75 Wing Base Civil Engineer: (801) 777-7505
HANGAR, MAINTENANCE DEPOT: 28,709 SM = 309,021 Square Feet

JOINT USE CERTIFICATION: This facility can be used by other components on an "as available" basis; however, the scope of the project is based on Air Force requirements.

1. COMPONENT	FY 2027 MILITARY CONSTRUCTION PROJECT DATA	2. DATE
AIR FORCE		MARCH 2026

3. INSTALLATION AND LOCATION	4. PROJECT TITLE
HILL AIR FORCE BASE UTAH	F-35 MAINTENANCE FACILITY, PHASE 1, INC 2

5. PROGRAM ELEMENT	6. CATEGORY CODE	7. PROJECT NUMBER	8. PROJECT COST ($000)
27142F	211-116	KSRM163011	AUTH: 0 APPR: 100,000

12. SUPPLEMENTAL DATA:

A. Estimated Execution Data:

(1) Acquisition Strategy: Design-Build

(2) Design Data

(a) Design or Request for Proposal(RFP) Started:	APR/2022
(b) Percent of Design Completed as of SEP 2025:	35%
(c) Percent of Design Completed as of JAN 2026:	35%
(d) Design or RFP Complete:	MAY/2023
(e) Total Design Cost ($000):	37,500
(f) Energy Study and/or Life Cycle Cost Analysis	YES
(g) Standard or Definitive Design Used?	NO

(3) Construction Data:

(a) Contract Award:	APR/2026
(b) Construction Start:	SEP/2026
(c) Construction Complete:	APR/2029

B. Equipment associated with this project which will be provided from other appropriations:

Equipment Nomenclature	Procuring Appropriation	Fiscal Year Appropriated Or Requested	Cost ($000)
FURNITURE FIXTURES & EQUIPMENT	3080	2029	43,700

C. Authorization and Appropriation Summary:

	Authorization $(000)	Auth of Approp $(000)	Appropriation $(000)
FY2026 Enacted	250,000	22,000	22,000
FY2027 Budget Request	0	100,000	100,000
Future Request	0	128,000	128,000
Total	250,000	250,000	250,000

MILCON Work-in-Place (WIP) Curve – Automated Spend Plan

Project Information	
Project Title	F-35 Maintenance Facility, Phase 1, Inc
Installation	Hill Air Force Base
Program Year (FY)	2026
Project #	KSRM163011

Financial Inputs & Derived Amounts ($000)	
Programmed Amount (PA)	250,000
SIOH Rate	6.5%
Contingency Rate	5.0%
SIOH Amount	16,250
Contingency Amount	12,500
Construction (PA less SIOH & Cont)	221,250
Total Increments	3

Key Dates (Calculated)	
Begin Date (FY Start)	Oct 1, 2025
Award Date (Assumed)	Apr 1, 2026
Complete Date (Award + POP; set to 1st of month)	Apr 1, 2029
Award Month (1st of month)	Apr 1, 2026
Complete Month (1st of month)	Apr 1, 2029
Period of Performance	1100

Funding & Obligation Increments ($000)

Increment	Amount ($000)	Funding Date	Obligation Date
Increment 1	22,000	Jan 1, 2026	Apr 1, 2026
Increment 2	100,000	Oct 1, 2026	Jan 1, 2027
Increment 3	128,000	Oct 1, 2027	Jan 1, 2028
Total Funding	250,000	Check vs PA	0

Outlay Curve Controls (Adjust if needed)	
Outlay Curve Steepness (k)	9.0
Normalized Logistic Base (t=0)	0.010986943
Normalized Logistic Top (t=1)	0.989013057
Total Outlay ($000) (assumed = PA)	250,000

Monthly Cash Flow (Automated from Spend Plan)

Month	Funding ($000)	Obligation ($000)	Outlay ($000)	Cumulative Funding	Cumulative Obligation	Cumulative Outlay
Oct 2025	0	0	0	0	0	0
Nov 2025	0	0	0	0	0	0
Dec 2025	0	0	0	0	0	0
Jan 2026	22,000	0	0	22,000	0	0
Feb 2026	0	0	0	22,000	0	0
Mar 2026	0	0	0	22,000	0	0
Apr 2026	0	22,000	763	22,000	22,000	763
May 2026	0	0	966	22,000	22,000	1,729
Jun 2026	0	0	1,221	22,000	22,000	2,950
Jul 2026	0	0	1,540	22,000	22,000	4,490
Aug 2026	0	0	1,937	22,000	22,000	6,427
Sep 2026	0	0	2,427	22,000	22,000	8,855
Oct 2026	100,000	0	3,027	122,000	22,000	11,882
Nov 2026	0	0	3,754	122,000	22,000	15,635
Dec 2026	0	0	4,621	122,000	22,000	20,256
Jan 2027	0	100,000	5,638	122,000	122,000	25,895
Feb 2027	0	0	6,806	122,000	122,000	32,701
Mar 2027	0	0	8,110	122,000	122,000	40,811
Apr 2027	0	0	9,515	122,000	122,000	50,326
May 2027	0	0	10,963	122,000	122,000	61,289
Jun 2027	0	0	12,371	122,000	122,000	73,659
Jul 2027	0	0	13,635	122,000	122,000	87,294
Aug 2027	0	0	14,645	122,000	122,000	101,939
Sep 2027	0	0	15,299	122,000	122,000	117,237
Oct 2027	128,000	0	15,525	250,000	122,000	132,763
Nov 2027	0	0	15,299	250,000	122,000	148,061
Dec 2027	0	0	14,645	250,000	122,000	162,706
Jan 2028	0	128,000	13,635	250,000	250,000	176,341
Feb 2028	0	0	12,371	250,000	250,000	188,711
Mar 2028	0	0	10,963	250,000	250,000	199,674
Apr 2028	0	0	9,515	250,000	250,000	209,189
May 2028	0	0	8,110	250,000	250,000	217,299
Jun 2028	0	0	6,806	250,000	250,000	224,105
Jul 2028	0	0	5,638	250,000	250,000	229,744
Aug 2028	0	0	4,621	250,000	250,000	234,365
Sep 2028	0	0	3,754	250,000	250,000	238,118
Oct 2028	0	0	3,027	250,000	250,000	241,145
Nov 2028	0	0	2,427	250,000	250,000	243,573
Dec 2028	0	0	1,937	250,000	250,000	245,510
Jan 2029	0	0	1,540	250,000	250,000	247,050
Feb 2029	0	0	1,221	250,000	250,000	248,271
Mar 2029	0	0	966	250,000	250,000	249,237
Apr 2029	0	0	763	250,000	250,000	250,000
TOTAL	**250,000**	**250,000**	**250,000**			

Cumulative WIP Curve

Project: F-35 Maintenance Facility, Phase 1, Inc
Program Year: 2026

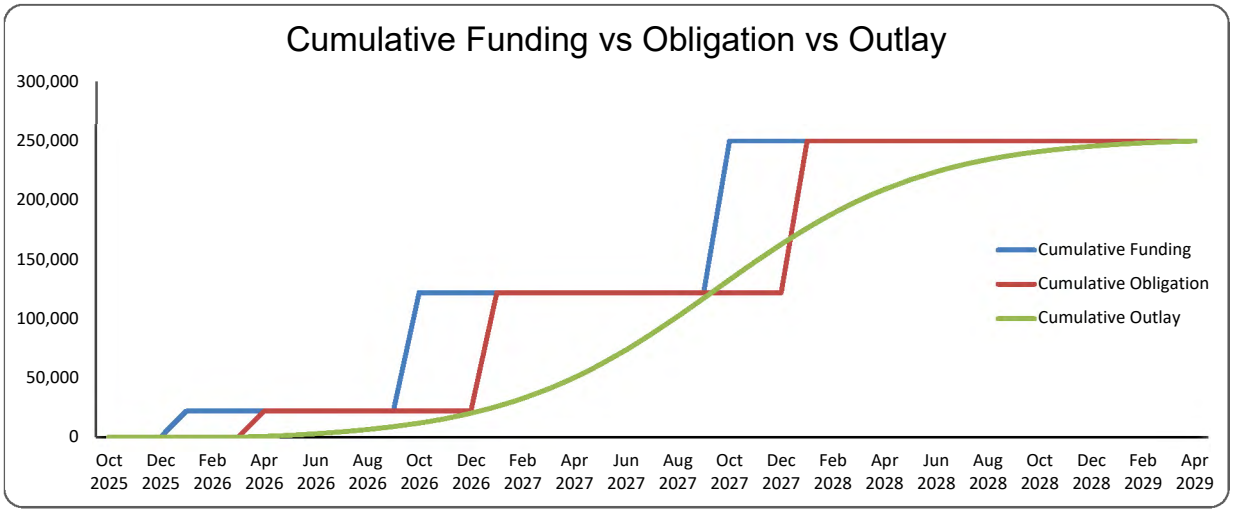

1. COMPONENT	FY 2027 MILITARY CONSTRUCTION PROJECT DATA	2. DATE
AIR FORCE		MARCH 2026

3. INSTALLATION AND LOCATION	4. PROJECT TITLE
HILL AIR FORCE BASE UTAH	T-7A DEPOT MAINTENANCE COMPLEX, INC 3

5. PROGRAM ELEMENT	6. CATEGORY CODE	7. PROJECT NUMBER	8. PROJECT COST ($000)
84701F	211-116	KSRM183007	AUTH: 0 APPR: 72,000

9. COST ESTIMATES

ITEM	UM	QUANTITY	UNIT COST	COST($000)
PRIMARY FACILITIES				205,587
HANGAR, MAINTENANCE DEPOT (211-116)	SM	28,038	6,815	(191,079)
SHOP, AIRCRAFT GENERAL PURPOSE (211-152)	SM	1,124	8,435	(9,481)
CYBERSECURITY OF FACILITY-RELATED CONTROL SYS	LS			(5,027)
SUPPORTING FACILITIES				17,073
UTILITIES	LS			(5,659)
SITE PREPARATION	LS			(2,082)
SITE IMPROVEMENTS	LS			(9,082)
PRIVATIZED UTILITIES SERVICE AND CONNECTION	LS			(250)
SUBTOTAL				222,660
CONTINGENCY (5.00%)				11,133
TOTAL CONTRACT COST				233,793
SUPERVISION, INSPECTION AND OVERHEAD (6.50%)				15,197
DESIGN/BUILD - DESIGN COST (4.00% OF SUBTOTAL)				8,906
TOTAL REQUEST				257,896
TOTAL REQUEST (ROUNDED)				258,000
EQUIPMENT FROM OTHER APPROPRIATIONS (NON-ADD)				(31,876)

10. DESCRIPTION OF PROPOSED CONSTRUCTION

Construct a two-story hangar maintenance facility and a one-story egress facility for depot-level repairs for the new T-7 advanced pilot trainer campus. The large hangar maintenance facility will be located south of the existing F-22 facilities on the east side of the base adjacent to Foulois Road. The egress facility will be located east of Foulois Road across from the T-7 maintenance facility. Major functional components for the maintenance facility include 16 maintenance docks; engine storage and repair; equipment storage; blast booths and blast prep areas; paint booths and paint prep areas; air filtration system; fuel dock; pre-flight testing; harness, fabrication cell, hydraulics, machine, parts, stencil, and transportation shops; life support; material inventory control; hazardous waste storage; software integration lab; showers and locker rooms; administrative office space; and shipping & receiving dock. Major functional components for the egress facility include canopy storage and repair for 16 canopies, seat storage and repair for 32 seats, staging and storage, common area, and office space. The project will include utilities, pavements, parking, site preparation, site improvements and all necessary supporting facilities for two complete and usable facility. Facilities will be designed as permanent construction in accordance with the Department of War Unified Facilities Criteria 1-200-01, General Building requirements. This project will comply with Department of War antiterrorism/force protection requirements per Unified Facility Criteria 4-010-01.

Air Conditioning: 500 Tons

11. REQ: 28,038 SM	ADQT: 0	SUBSTD: 0

1. COMPONENT	FY 2027 MILITARY CONSTRUCTION PROJECT DATA	2. DATE
AIR FORCE		MARCH 2026

3. INSTALLATION AND LOCATION	4. PROJECT TITLE
HILL AIR FORCE BASE UTAH	T-7A DEPOT MAINTENANCE COMPLEX, INC 3

5. PROGRAM ELEMENT	6. CATEGORY CODE	7. PROJECT NUMBER	8. PROJECT COST ($000)
84701F	211-116	KSRM183007	AUTH: 0 APPR: 72,000

PROJECT:
Construct a two-story hangar maintenance facility with administration area and a one-story egress facility for the new T-7 advanced pilot trainer campus.

REQUIREMENT:
Provide a depot maintenance hangar and egress facility for support of the new T-7 advanced pilot trainer aircraft. Currently no facilities on Hill AFB can support the incoming T-7 workload. The intent is for a 250 person maintenance crew to support maintenance functions for a 351 aircraft program with an Aircraft Initial Operating Capability by 2024. The Initial Operating Capability of T-7 Advanced Pilot Trainer Depot-Level Maintenance and Modification Facilities are required by 2028. The aircraft Full Operational Capability is anticipated to be 2034. This is not a tenant or supported service requirement.

CURRENT SITUATION:
The Air Force will replace the T-38 Talon undergraduate pilot trainer with the T-7 advanced pilot trainer for 5th generation aircraft. Hill AFB will perform depot-level maintenance on the aircraft. All existing maintenance space on Hill AFB is currently occupied due to unexpected life extensions of the A-10 and F-16 workload and increasing F-35 workload necessitates a separate advanced pilot trainer campus.

IMPACT IF NOT PROVIDED:
Hill AFB will not be able to perform depot-level maintenance on the Air Force's new advanced pilot trainer for 5th generation aircraft. The T-7 advanced pilot trainer workload will have to be performed by contract, moved to another location, or existing A-10/F-16/F-22/F-35 workloads will have to be move to another location, all of which are cost prohibitive. Should the A-10/F-16 workload be moved, this would provide additional hangar space for advanced pilot trainer work.

ADDITIONAL:
This project meets the criteria/scope in Department of the Air Force Manual 32-1084, Standard Facility Requirements. A Waiver to an Economic Analysis has been approved for this project. The project will comply with all applicable Department of War, Air Force, and base design standards. In addition, local materials and construction techniques shall be used where cost effective. This design shall conform to criteria established in the Air Force Corporate Facilities Standards, the Installation Facilities Standards, but will not employ a standard facility design because there is no Air Force standard facility design for this project, and there is no applicable standard design from United States Army Corps of Engineers. Sustainable principles, to include life-cycle cost-effective practices, will be integrated into the design, development, and construction of the project in accordance with Unified Facility Criteria 1-200-02, High Performance and Sustainable Building Requirements. This includes preparation of a life-cycle cost analysis for energy consuming systems, renewable energy generating systems, whenever life-cycle cost effective is selected as the reason any requirement of Unified Facility Criteria 1-200-02 is partially compliant or not applicable. Facility is sited in accordance with the Installation Development Plan and is

1. COMPONENT	FY 2027 MILITARY CONSTRUCTION PROJECT DATA	2. DATE
AIR FORCE		MARCH 2026

3. INSTALLATION AND LOCATION	4. PROJECT TITLE
HILL AIR FORCE BASE UTAH	T-7A DEPOT MAINTENANCE COMPLEX, INC 3

5. PROGRAM ELEMENT	6. CATEGORY CODE	7. PROJECT NUMBER	8. PROJECT COST ($000)
84701F	211-116	KSRM183007	AUTH: 0 APPR: 72,000

within a compatible land use area. This project does not fall within or partly within the 100-year flood plain. The construction growth offset for this requirement is 313,897 square feet.

75 Wing Base Civil Engineer: (801) 777-7505

HANGAR, MAINTENANCE DEPOT: 28,038 SM = 301,798 Square Feet;
SHOP, AIRCRAFT GENERAL PURPOSE: 1,124 SM = 12,099 Square Feet.

JOINT USE CERTIFICATION: This facility can be used by other components on an "as available" basis; however, the scope of the project is based on Air Force requirements.

1. COMPONENT	FY 2027 MILITARY CONSTRUCTION PROJECT DATA	2. DATE
AIR FORCE		MARCH 2026

3. INSTALLATION AND LOCATION	4. PROJECT TITLE
HILL AIR FORCE BASE UTAH	T-7A DEPOT MAINTENANCE COMPLEX, INC 3

5. PROGRAM ELEMENT	6. CATEGORY CODE	7. PROJECT NUMBER	8. PROJECT COST ($000)
84701F	211-116	KSRM183007	AUTH: 0 APPR: 72,000

12. SUPPLEMENTAL DATA:

A. Estimated Execution Data:

(1) Acquisition Strategy: Design-Build

(2) Design Data

(a) Design or Request for Proposal(RFP) Started:	MAY/2022
(b) Percent of Design Completed as of SEP 2025:	35%
(c) Percent of Design Completed as of JAN 2026:	35%
(d) Design or RFP Complete:	MAY/2023
(e) Total Design Cost ($000):	38,700
(f) Energy Study and/or Life Cycle Cost Analysis	YES
(g) Standard or Definitive Design Used?	NO

(3) Construction Data:

(a) Contract Award:	SEP/2025
(b) Construction Start:	DEC/2025
(c) Construction Complete:	OCT/2028

B. Equipment associated with this project which will be provided from other appropriations:

Equipment Nomenclature	Procuring Appropriation	Fiscal Year Appropriated Or Requested	Cost ($000)
FURNITURE FIXTURES & EQUIPMENT	3010	2028	31,876

C. Authorization and Appropriation Summary:

	Authorization $(000)	Auth of Approp $(000)	Appropriation $(000)
FY2025 Enacted	258,000	50,000	50,000
FY2026 Enacted	0	113,000	123,000
FY2026 OBBB	0	13,000	13,000
FY2027 BUDGET REQUEST	0	72,000	72,000
Total	258,000	258,000	258,000

MILCON Work-in-Place (WIP) Curve – Automated Spend Plan

Project Information	
Project Title	T-7A DEPOT MAINTENANCE COMPLEX, INC
Installation	Hill Air Force Base
Program Year (FY)	2025
Project #	KSRM183007

Financial Inputs & Derived Amounts ($000)	
Programmed Amount (PA)	258,000
SIOH Rate	6.5%
Contingency Rate	5.0%
SIOH Amount	16,770
Contingency Amount	12,900
Construction (PA less SIOH & Cont)	228,330
Total Increments	3

Key Dates (Calculated)	
Begin Date (FY Start)	Oct 1, 2024
Award Date (Assumed)	Sep 1, 2025
Complete Date (Award + POP; set to 1st of month)	Sep 1, 2028
Award Month (1st of month)	Sep 1, 2025
Complete Month (1st of month)	Sep 1, 2028
Period of Performance	1100

Funding & Obligation Increments ($000)

Increment	Amount ($000)	Funding Date	Obligation Date
Increment 1	50,000	Jan 1, 2025	Apr 1, 2025
Increment 2	136,000	Oct 1, 2025	Jan 1, 2026
Increment 3	72,000	Oct 1, 2026	Jan 1, 2027
Total Funding	258,000	Check vs PA	0

Outlay Curve Controls (Adjust if needed)	
Outlay Curve Steepness (k)	8.0
Normalized Logistic Base (t=0)	0.01798621
Normalized Logistic Top (t=1)	0.98201379
Total Outlay ($000) (assumed = PA)	258,000

Monthly Cash Flow (Automated from Spend Plan)

Month	Funding ($000)	Obligation ($000)	Outlay ($000)	Cumulative Funding	Cumulative Obligation	Cumulative Outlay
Oct 2024	0	0	0	0	0	0
Nov 2024	0	0	0	0	0	0
Dec 2024	0	0	0	0	0	0
Jan 2025	50,000	0	0	50,000	0	0
Feb 2025	0	0	0	50,000	0	0
Mar 2025	0	0	0	50,000	0	0
Apr 2025	0	50,000	0	50,000	50,000	0
May 2025	0	0	0	50,000	50,000	0
Jun 2025	0	0	0	50,000	50,000	0
Jul 2025	0	0	0	50,000	50,000	0
Aug 2025	0	0	0	50,000	50,000	0
Sep 2025	0	0	#N/A	50,000	50,000	#N/A
Oct 2025	136,000	0	#N/A	186,000	50,000	#N/A
Nov 2025	0	0	#N/A	186,000	50,000	#N/A
Dec 2025	0	0	#N/A	186,000	50,000	#N/A
Jan 2026	0	136,000	#N/A	186,000	186,000	#N/A
Feb 2026	0	0	#N/A	186,000	186,000	#N/A
Mar 2026	0	0	#N/A	186,000	186,000	#N/A
Apr 2026	0	0	#N/A	186,000	186,000	#N/A
May 2026	0	0	#N/A	186,000	186,000	#N/A
Jun 2026	0	0	#N/A	186,000	186,000	#N/A
Jul 2026	0	0	#N/A	186,000	186,000	#N/A
Aug 2026	0	0	#N/A	186,000	186,000	#N/A
Sep 2026	0	0	#N/A	186,000	186,000	#N/A
Oct 2026	72,000	0	#N/A	258,000	186,000	#N/A
Nov 2026	0	0	#N/A	258,000	186,000	#N/A
Dec 2026	0	0	#N/A	258,000	186,000	#N/A
Jan 2027	0	72,000	#N/A	258,000	258,000	#N/A
Feb 2027	0	0	#N/A	258,000	258,000	#N/A
Mar 2027	0	0	#N/A	258,000	258,000	#N/A
Apr 2027	0	0	#N/A	258,000	258,000	#N/A
May 2027	0	0	#N/A	258,000	258,000	#N/A
Jun 2027	0	0	#N/A	258,000	258,000	#N/A
Jul 2027	0	0	#N/A	258,000	258,000	#N/A
Aug 2027	0	0	#N/A	258,000	258,000	#N/A
Sep 2027	0	0	#N/A	258,000	258,000	#N/A
Oct 2027	0	0	#N/A	258,000	258,000	#N/A
Nov 2027	0	0	#N/A	258,000	258,000	#N/A
Dec 2027	0	0	#N/A	258,000	258,000	#N/A
Jan 2028	0	0	#N/A	258,000	258,000	#N/A
Feb 2028	0	0	#N/A	258,000	258,000	#N/A
Mar 2028	0	0	#N/A	258,000	258,000	#N/A
Apr 2028	0	0	#N/A	258,000	258,000	#N/A
TOTAL	**258,000**	**258,000**	**#N/A**			

Cumulative WIP Curve

Project: T-7A DEPOT MAINTENANCE COMPLEX, INC
Program Year: 2025

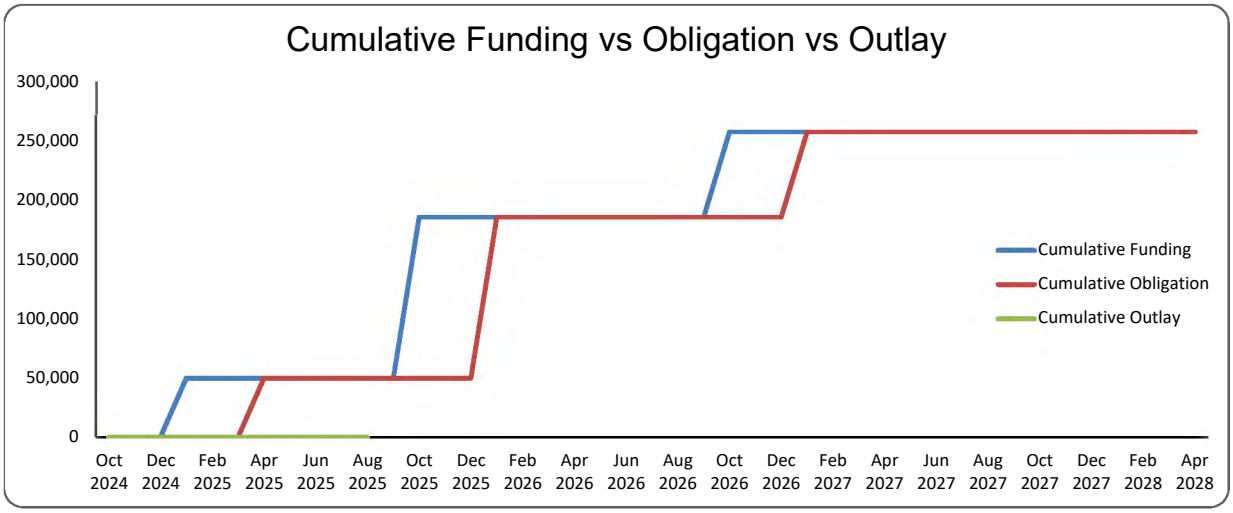

1. COMPONENT	FY 2027 MILITARY CONSTRUCTION PROGRAM	2. DATE (YYYYMMDD)
AIR FORCE		20260326

3. INSTALLATION AND LOCATION	4. COMMAND	5. AREA CONTRUCTION COST INDEX
Joint Base Langley - Eustis, Virginia	AIR COMBAT COMMAND	1.00

6. PERSONNEL	(1) PERMANENT			(2) STUDENTS			(3) SUPPORTED			(4) TOTAL
	OFFICER	ENLISTED	CIVILIAN	OFFICER	ENLISTED	CIVILIAN	OFFICER	ENLISTED	CIVILIAN	
a. AS OF 30 Sep 25	1,345	6,651	2,731	370	0	0	366	1,495	60	13,018
b. END FY	1,345	6,658	2,667	370	0	0	364	1,491	60	12,955

7. INVENTORY DATA ($000)	
a. TOTAL ACREAGE	12,083
b. INVENTORY TOTAL AS OF 25 Feb 26	11,117,560.00
c. AUTHORIZATION NOT YET IN INVENTORY	0.00
d. AUTHORIZATION REQUESTED IN THIS PROGRAM	49,000.00
e. AUTHORIZATION INCLUDED IN FOLLOWING PROGRAM	0.00
f. PLANNED IN NEXT THREE PROGRAM YEARS	151,000.00
g. REMAINING DEFICIENCY	14,466,000.00
h. GRAND TOTAL	25,783,560.00

8. PROJECTS REQUESTED IN THIS PROGRAM

a. CATEGORY			b. COST ($000)	c. DESIGN STATUS	
(1) CODE	(2) PROJECT TITLE	(3) SCOPE		(1) START	(2) COMPLETE
211-179	Fuel System Maintenance Dock	2,760	49,000	05/17	02/23

9. FUTURE PROJECTS

131-111 Targeting ISR Critical Comms Data Center (8,101 SM/$151,000)

10. MISSION OR MAJOR FUNCTIONS

JBLE-Langley, 633 ABW is an Air Force-lead mission support wing. The installation also hosts the 480th Intelligence Surveillance & Reconnaissance Wing, the 1st Fighter Wing, the 363d Intelligence Surveillance & Reconnaissance Wing, 192d Wing, and headquarters of the Air Combat Command.

11. OUTSTANDING POLLUTION AND SAFETY DEFICIENCIES

N/A

1. COMPONENT	FY 2027 MILITARY CONSTRUCTION PROJECT DATA	2. DATE
AIR FORCE		MARCH 2026

3. INSTALLATION AND LOCATION	4. PROJECT TITLE
JOINT BASE LANGLEY-EUSTIS VIRGINIA	FUEL SYSTEM MAINTENANCE DOCK

5. PROGRAM ELEMENT	6. CATEGORY CODE	7. PROJECT NUMBER	8. PROJECT COST ($000)
91211F	211-179	MUHJ253000	49,000

9. COST ESTIMATES

ITEM	UM	QUANTITY	UNIT COST	COST($000)
PRIMARY FACILITIES				35,626
FUEL SYSTEM MAINTENANCE DOCK (211-179)	SM	2,760	12,300	(33,948)
LIQUID OXYGEN STORAGE (442-258)	SM	408	3,500	(1,428)
CYBERSECURITY OF FACILITY-RELATED CONTROL	LS			(250)
SUPPORTING FACILITIES				8,371
UTILITIES	LS			(3,450)
SITE PREPARATION	LS			(500)
ROADS, SIDEWALKS, AND PARKING	LS			(1,500)
SITE IMPROVEMENTS	LS			(300)
COMMUNICATIONS	LS			(700)
DEMOLITION	SM	408	1,768	(721)
PASSIVE FORCE PROTECTION MEASURES	LS			(600)
PFAS REMEDIATION	LS			(600)
SUBTOTAL				43,997
CONTINGENCY (5.00%)				2,200
TOTAL CONTRACT COST				46,197
SUPERVISION, INSPECTION AND OVERHEAD (6.50%)				3,003
TOTAL REQUEST				49,200
TOTAL REQUEST (ROUNDED)				49,000
EQUIPMENT FROM OTHER APPROPRIATIONS (NON-ADD)				(149)

10. DESCRIPTION OF PROPOSED CONSTRUCTION

Construct steel hangar, to include special foundation pilings, standing seam metal roof and interior finishes. The new hangar includes all communications, utilities, site improvements, pavements, electrical, static-grounded floor, plumbing, heating, air conditioning, compressed air systems, fire protection/suppression system, security system, mechanical air ventilation systems, drainage trenches, fuel spill capture system, compacted fill above the 100-year flood plain, special foundation ten (10) feet above high mean sea level, and associated supporting work necessary to make a complete and useable facility. Construct Liquid Oxygen Storage facility to include concrete foundations, overhead structure, security fencing with lockable gates, electrical, lighting, grounding points, paved vehicle access, and security system as necessary. Relocate and connect government furnished Liquid Oxygen Storage tanks and office/storage structure. Relocate flight line security fencing as necessary to establish new Liquid Oxygen Storage facility site. The heating, ventilation, and air conditioning system, exhaust wall and door for this type facility shall be designed and constructed per Virginia Air Quality guidelines. Facilities must be able to withstand seismic and wind effects as prescribed in applicable codes and design guides. Facilities will be designed as permanent construction in accordance with the Department of War Unified Facilities Criteria 1-200-01, General Building Requirements. This project will comply with Department of War antiterrorism/force protection requirements in Unified Facilities Criteria 4-010-01, Minimum Antiterrorism Standards for Building. Facilities will be designed to a minimum life of 40 years in accordance with DoW's Unified Facilities Criteria (UFC 1-200-02) including energy efficiencies, building envelope and integrated building systems performance. Facilities will be designed as permanent construction in accordance with

1. COMPONENT	FY 2027 MILITARY CONSTRUCTION PROJECT DATA	2. DATE
AIR FORCE		MARCH 2026

3. INSTALLATION AND LOCATION	4. PROJECT TITLE
JOINT BASE LANGLEY-EUSTIS VIRGINIA	FUEL SYSTEM MAINTENANCE DOCK

5. PROGRAM ELEMENT	6. CATEGORY CODE	7. PROJECT NUMBER	8. PROJECT COST ($000)
91211F	211-179	MUHJ253000	49,000

Department of War Unified Facilities Criteria 1-200-01, General Building requirements. This project will comply with Department of War antiterrorism/ force protection requirements per Unified Facilities Criteria 4-010-01.

Air Conditioning: 10 Tons

11. REQ:	2,760 SM	ADQT:	0	SUBSTD:	0

PROJECT:
Construct a fuel cell hangar, designed to properly accommodate two F-22A aircraft with adjoining support spaces to meet facility requirements in Unified Facility Criteria 4-211-01, Aircraft Maintenance Hangar, outlined in Technical Order 1-1-3, Chapter 3, para 3.2.2, and requirements dictated by Air Force Manual 32-1084. The installation has a requirement of at least four fuel cell bays based on workload record and primary assigned aircraft. The project requests construction of two additional bays (2,760 SM) and continued use of existing capacity in Building 373. The new facility will comply with all applicable Unified Facility Criteria and all current Engineering Technical Letters. Facility support areas will include separate shower/restroom/locker facilities for male and female personnel, a separate dispatch area with ventilation controls, two supervisor offices, a break/training room, mobility equipment storage and a separate storage area for tools and equipment. Facility must be large enough to allow concurrent maintenance operations and provide safe maneuvering space for two F-22A aircraft. Construct a Liquid Oxygen Storage facility (408 SM). Demolish the existing Liquid Oxygen Storage facility (Building 786). This is not a tenant or supported service requirement.

REQUIREMENT:
JBLE-Langley currently does not have adequate fuel cell capacity/facilities to accommodate planned F-22/T-38 force structure.

CURRENT SITUATION:
In 2019, Headquarter Air Combat Command authorized the temporary move of F-22A aircraft from the 95th Fighter Squadron at Tyndall Air Force Base to JBLE-Langley due to the damaging impacts of Hurricane Michael, which greatly increased JBLE-Langley's total F-22A footprint. Also, Secretary of the Air Force Strategic Basing Division released a May 2019 memo that identified JBLE-Langley as the Preferred Alternative to take permanent distribution of the seven 95 Fighter Squadron aircraft. Additionally, the same office released a separate March 2019 memo identifying JBLE-Langley as the Air Force's single candidate base and reasonable alternative to permanently station the 43d Fighter Training Unit from Tyndall Air Force Base. Site Activation Task Force identified the fuel cell requirement increased to a total of four bays based on the projected workload from the additional F-22A and T-38 force structure. Headquarter USAF provided a demolition waiver to retain Building 373 to ensure sufficient maintenance dock capacity for the increased F-22A JBLE-Langley footprint In addition, the Air Force is currently investing more Operation & Maintenance funds in Building 373 to correct facility deficiencies associated with ventilation/breathable air systems,

1. COMPONENT	FY 2027 MILITARY CONSTRUCTION PROJECT DATA	2. DATE
AIR FORCE		MARCH 2026

3. INSTALLATION AND LOCATION	4. PROJECT TITLE
JOINT BASE LANGLEY-EUSTIS VIRGINIA	FUEL SYSTEM MAINTENANCE DOCK

5. PROGRAM ELEMENT	6. CATEGORY CODE	7. PROJECT NUMBER	8. PROJECT COST ($000)
91211F	211-179	MUHJ253000	49,000

locker rooms, fire protection and other efficiency requirements.

IMPACT IF NOT PROVIDED:
The reliability and safety of fuel systems maintenance for the F-22A will continue to decline and jeopardize the 1st Fighter Wing's ability to carry out its mission in an effective, safe and timely manner. Continuously increased maintenance demands for critical onboard systems in these existing conditions will threaten the wing's ability to ensure on-time delivery of mission-ready F-22A aircraft.

ADDITIONAL:
This project meets applicable criteria/scope specified in Air Force Manual 32-1084, Facility Requirements. This design shall conform to criteria established in the Air Force Corporate Facilities Standards and the Installation Facilities Standards, but will not employ a standard facility design because there is no Air Force standard facility for this project and there is no applicable standard design from U.S Army Corps of Engineers. Provide required mitigation measures outlined in relevant State Historic Preservation Office agreements or cited in concurrent National Environment Policy Act documents as appropriate. An Economic Analysis was performed in 2015 which recommended New Construction as the only option that will meet the 1st Fighter Wing's fuel systems maintenance requirements. Sustainable principles, to include life cycle cost effective practices, will be integrated into the design, development, and construction of the project in accordance with UFC 1-200-02, High Performance and Sustainable Building Requirements. This includes preparation of a life-cycle cost analysis for energy consuming systems, renewable energy generating systems, or whenever life-cycle cost effective is selected as the reason any requirement of Unified Facilities Criteria 1-200-02 is partially compliant or not applicable. This project falls within the 100-year flood plain. The risk will be mitigated by constructing the facility and any flood susceptible facilities above the 100-year flood level. The facility and any flood susceptible utilities will be constructed a minimum of 2 feet above the 100-year flood elevation. Facility is sited in accordance with the Installation Development Plan and is within a compatible land use area. Supporting facility costs exceed 25% of primary facility cost due to the earthwork, pavement access, and compacted fill to meet 100-year flood plain requirements along with sanitary and stormwater management requirements within a constrained site. The construction growth offset for this requirement is 29,708 square feet.
Base Civil Engineer: (757) 764-2025
Fuel System Maintenance Dock: 2,760 SM = 29,708 SF
Liquid Oxygen Storage: 408 SM = 4,392 SF
Demolition: 408 SM = 4,392 SF
JIONT USE CERTIFICATION: This facility can be used by other components on an "as available" basis; however, the scope of the project is based on Air Force requirements.

1. COMPONENT	FY 2027 MILITARY CONSTRUCTION PROJECT DATA	2. DATE
AIR FORCE		MARCH 2026

3. INSTALLATION AND LOCATION	4. PROJECT TITLE
JOINT BASE LANGLEY-EUSTIS VIRGINIA	FUEL SYSTEM MAINTENANCE DOCK

5. PROGRAM ELEMENT	6. CATEGORY CODE	7. PROJECT NUMBER	8. PROJECT COST ($000)
91211F	211-179	MUHJ253000	49,000

12. SUPPLEMENTAL DATA:

A. Estimated Execution Data:

(1) Acquisition Strategy: Design-Bid-Build

(2) Design Data

(a) Design or Request for Proposal(RFP) Started:	
(b) Percent of Design Completed as of SEP 2025:	100%
(c) Percent of Design Completed as of JAN 2026:	100%
(d) Design or RFP Complete:	FEB/2023
(e) Total Design Cost ($000):	4,320
(f) Energy Study and/or Life Cycle Cost Analysis	YES
(g) Standard or Definitive Design Used?	NO

(3) Construction Data:

(a) Contract Award:	MAR/2027
(b) Construction Start:	JUN/2027
(c) Construction Complete:	JUL/2029

B. Equipment associated with this project which will be provided from other appropriations:

Equipment Nomenclature	Procuring Appropriation	Fiscal Year Appropriated Or Requested	Cost ($000)
Furniture Fixtures & Equipment	3400	2024	149

1. COMPONENT	FY 2027 MILITARY CONSTRUCTION PROGRAM	2. DATE (YYYYMMDD)
AIR FORCE		20260326

3. INSTALLATION AND LOCATION	4. COMMAND	5. AREA CONTRUCTION COST INDEX
FE WARREN AIR FORCE BASE, WYOMING	AIR FORCE GLOBAL STRIKE COMMAND	1.02

6. PERSONNEL		(1) PERMANENT			(2) STUDENTS			(3) SUPPORTED			(4) TOTAL
		OFFICER	ENLISTED	CIVILIAN	OFFICER	ENLISTED	CIVILIAN	OFFICER	ENLISTED	CIVILIAN	
a. AS OF	30-Sep-25	495	2,600	658	0	0	0.00	48	187	10	3,998
b. END FY	30-Sep-30	495	2,829	661	0	0	0	48	187	10	4,230

7. INVENTORY DATA *($000)*

a. TOTAL ACREAGE	8,330
b. INVENTORY TOTAL AS OF 30-Sep-25	8,536,032.00
c. AUTHORIZATION NOT YET IN INVENTORY	1,842,000.00
d. AUTHORIZATION REQUESTED IN THIS PROGRAM	171,000.00
e. AUTHORIZATION INCLUDED IN FOLLOWING PROGRAM	0.00
f. PLANNED IN NEXT THREE PROGRAM YEARS	379,728.00
g. REMAINING DEFICIENCY	215,070.00
h. GRAND TOTAL	11,143,830.00

8. PROJECTS REQUESTED IN THIS PROGRAM

a. CATEGORY			b. COST ($000)	c. DESIGN STATUS	
(1) CODE	(2) PROJECT TITLE	(3) SCOPE		(1) START	(2) COMPLETE
610-243	GBSD Operations Group Facility	6,353 SM	171,000	01/25	07/26
135-583	GBSD Utility Corridor, Inc	2,511 KM	461,158	07/23	08/26

9. FUTURE PROJECTS

a. Included in Following Program (FY28)
135-583 GBSD Utility Corridor, Inc 4 (2,511 KM / $376,000)
b. Planned Next Three Years (FY29, FY30, FY31)
FY29 - 135-583 GBSD Utility Corridor, Inc 5 (2,511 KM / $101,800)
FY31 - 149-512 GBSD Launch Facilities, Inc (TBD / $364,728)
FY31 - 215-582 Sentinel CMF Battery Storage Facility (TBD / $15,000)
R&M Unfunded Requirements: Unavailable

10. MISSION OR MAJOR FUNCTIONS

Francis. E. Warren Air Force Base is home to the 90th Missile Wing and Headquarters, 20th Air Force of Air Force Global Strike command. The mission of the 90th MW is to defend America with the world's premier combat ready Intercontinental Ballistic Missile force. The 90thMW operates 150 Minuteman III ICBMs on full alert and maintains the missile fields across a 12,600-square-mile area in Wyoming, Nebraska, and Colorado. The wing also operates 9 UH-1N Huey helicopters that perform nuclear convoy security and missile site support.

11. OUTSTANDING POLLUTION AND SAFETY DEFICIENCIES

N/A

1. COMPONENT	FY 2027 MILITARY CONSTRUCTION PROJECT DATA	2. DATE
AIR FORCE		MARCH 2026

3. INSTALLATION AND LOCATION	4. PROJECT TITLE
F.E. WARREN AIR FORCE BASE WYOMING	GBSD UTILITY CORRIDOR, INC

5. PROGRAM ELEMENT	6. CATEGORY CODE	7. PROJECT NUMBER	8. PROJECT COST ($000)
11233F	135-583	GHLN244125	AUTH: 0 APPR: 461,158

9. COST ESTIMATES

ITEM	UM	QUANTITY	UNIT COST	COST($000)
PRIMARY FACILITIES				787,512
TELEPHONE DUCT FACILITY (135-583)	KM	2,511	313,625	(787,512)
SUPPORTING FACILITIES				290,000
SITE PREPARATION	LS			(15,000)
SITE IMPROVEMENTS	LS			(7,500)
COMMUNICATIONS	LS			(267,500)
SUBTOTAL				1,077,512
CONTINGENCY (5.00%)				53,876
TOTAL CONTRACT COST				1,131,388
SUPERVISION, INSPECTION AND OVERHEAD (6.50%)				73,540
DESIGN/BUILD - DESIGN COST (4.00% OF SUBTOTAL)				43,100
TOTAL REQUEST				1,248,028
TOTAL REQUEST (ROUNDED)				1,248,000
EQUIPMENT FROM OTHER APPROPRIATIONS (NON-ADD)				(0)

10. DESCRIPTION OF PROPOSED CONSTRUCTION

Construct Utility Corridor for connecting the Sentinel Missile Field Launch Facilities and Launch Centers at F.E. Warren Air Force Base. Project to include trenching, installation of conduits, communication lines, construction of pull vaults and manholes, and boring under roadways, rivers, railways, etc. and the purchase and installation of the communications media. Facilities will be designed as permanent construction in accordance with Department of War Unified Facilities Criteria 1-200-01, General Building requirements. This project will comply with Department of War antiterrorism/ force protection requirements per Unified Facilities Criteria 4-010-01.

11. REQ: 2,511 KM ADQT: 0 SUBSTD: 0

PROJECT:

Construct a Sentinel Utility Corridor.

REQUIREMENT:

The Sentinel Ground Based Strategic Deterrent Intercontinental Ballistic Missile system requires new utility and communication routes and connections to meet Weapon System criteria. This is not a tenant or support service requirement.

CURRENT SITUATION:

The current Intercontinental Ballistic Missile Minuteman III does not meet the requirements for the utility connections that are specific to Sentinel Ground Based Strategic Deterrent.

IMPACT IF NOT PROVIDED:

The Sentinel Ground Based Strategic Deterrent deployment schedule and functionality will not be met without the utilities and communication connections completed prior to the completion of Launch Facility conversions and Launch Center constructions required for this program.

1. COMPONENT	FY 2027 MILITARY CONSTRUCTION PROJECT DATA	2. DATE
AIR FORCE		MARCH 2026

3. INSTALLATION AND LOCATION	4. PROJECT TITLE
F.E. WARREN AIR FORCE BASE WYOMING	GBSD UTILITY CORRIDOR, INC

5. PROGRAM ELEMENT	6. CATEGORY CODE	7. PROJECT NUMBER	8. PROJECT COST ($000)
11233F	135-583	GHLN244125	AUTH: 0 APPR: 461,158

ADDITIONAL:

This project meets applicable criteria/scope specified in Department of the Air Force Manual 32-1084, Standard Facilities Requirements. This design shall conform to criteria established in the Air Force Corporate Facilities Standards, the Installation Facilities Standards, but will not employ a standard facility design because there is no Air Force standard facility design for this project and there is no applicable standard design from Air Force Civil Engineer Center. A waiver to an Economic analysis has been approved for this project. Sustainable principles, to include life-cycle cost-effective practices, will be integrated into the design, development, and construction of the project in accordance with Unified Facilities Criteria 1-200-02. This includes preparation of a life-cycle cost analysis for energy consuming systems, renewable energy generating systems, whenever life-cycle cost effective is selected as a reason any requirement of Unified Facilities Criteria 1-200-02 is partially compliant or not applicable. This project falls partially within several 100-year flood plains. The risk will be mitigated by constructing the Utility Corridor with water intrusion/control measure included within the design. Facility is sited in accordance with the Installation Development Plan and is within a compatible land use area. The Sentinel Land Acquisition is a concurrent project and started in FY25. Supporting Facilities cost exceeds 25% of the Primary Facilities cost due to the cost of communication fiber to support the requirement. There is no construction growth offset for this requirement.

90th Missile Wing Base Civil Engineer: (307) 481-3600

Telephone Duct Facility: 2,511 kilometers = 1,560 miles.

JOINT USE CERTIFICATION: Mission Requirements, operational considerations, and location are incompatible with use by other components.

1. COMPONENT	FY 2027 MILITARY CONSTRUCTION PROJECT DATA	2. DATE
AIR FORCE		MARCH 2026

3. INSTALLATION AND LOCATION	4. PROJECT TITLE
F.E. WARREN AIR FORCE BASE WYOMING	GBSD UTILITY CORRIDOR, INC

5. PROGRAM ELEMENT	6. CATEGORY CODE	7. PROJECT NUMBER	8. PROJECT COST ($000)
11233F	135-583	GHLN244125	AUTH: 0 APPR: 461,158

12. SUPPLEMENTAL DATA:

A. Estimated Execution Data:

(1) Acquisition Strategy: Design-Build

(2) Design Data

(a) Design or Request for Proposal(RFP) Started:	JUL/2023
(b) Percent of Design Completed as of SEP 2025:	10%
(c) Percent of Design Completed as of JAN 2026:	15%
(d) Design or RFP Complete:	Aug/2026
(e) Total Design Cost ($000):	54,274
(f) Energy Study and/or Life Cycle Cost Analysis	NO
(g) Standard or Definitive Design Used?	NO

(3) Construction Data:

(a) Contract Award:	SEP/2026
(b) Construction Start:	APR/2027
(c) Construction Complete:	SEP/2029

B. Equipment associated with this project which will be provided from other appropriations:

Equipment Nomenclature	Procuring Appropriation	Fiscal Year Appropriated Or Requested	Cost ($000)
NONE			

C. Authorization and Appropriation Summary:

	Authorization $(000)	Auth of Approp $(000)	Appropriation $(000)
FY2025 Enacted	1,248,000	70,000	70,000
FY2026 Enacted	0	130,000	130,000
FY2027 Budget Request	0	461,158	461,158
Future Request	0	586,842	586,842
Total	1,248,000	1,248,000	1,248,000

Spend Plan CAO: 25-Mar-26

Project Title:	Sentinel (GBSD) Utility Corridor, Inc
Installation:	FE Warren AFB, WY
Program Year	2027
Project #	GHLN244125

Instructions and Notes
This spreadsheet is designed to help the user develop a WIP Curve for inclusion with a project 1391. The user only needs to know the project cost and schedule. Edit The Green Fields ONLY

Financials		
PA ($000)		1,248,000
Initial Contract		1,108,536
SIOH	6.5%	81,120
SIOH / Month		2,704
Other (Contingency)	5.0%	58,344
Other / Month		1,945

Schedule	
Award	1-Sep-26
Complete	1-Sep-29
POP	1096
Months	36.0

1	Enter the Project Title, Location, and Project number
2	Enter the Date this WIP Curve is being updated
3	Enter the Project PA
4	Enter the SIOH required by the agent (6.5% for USACE FY24 and beyond)
5	Enter the contingency percentage plus other amounts withheld by the Agent
6	Enter the projected project Award Date (usually 1 Apr of the Execution FY)
7	Enter the Project Complete Date (Usually Award plus ~1000 days)
8	Enter the Chart Begin Date (first day of the Program Year: 1-Oct-XX) (Use "Short Date" format
9	Enter the Dates anticipate to receive each increment of funding (usually March of the Program year, and Oct for subsequent increments)
10	Enter the Dates anticipated to Award the contract and obligate increments (usually 1 Oct for increments after initial award.)
11	Enter the Value of each increment

Chart	Fund	Obligate	Fund mmm-yr	Obligate mmm-yr	Months	Increment	Obligate	SIOH	Other
Begin	1-Oct-24		Oct-24		0		-	-	-
1st Increment	31-Jan-25	1-Sep-26	Jan-25	Sep-26	1	70,000	62,178	4,550	3,273
2nd Increment	1-Oct-25	1-Oct-26	Oct-25	Oct-26	1	130,000	115,473	8,450	6,078
3rd Increment	1-Oct-26	1-Nov-26	Oct-26	Nov-26	12	461,158	409,624	29,975	21,559
4th Increment	1-Oct-27	1-Nov-27	Oct-27	Nov-27	12	293,421	260,631	19,072	13,717
5th Increment	1-Oct-28	1-Nov-28	Oct-28	Nov-28	10	293,421	260,631	19,072	13,717
End	1-Sep-29	1-Sep-29	Sep-29	Sep-29	0		-	-	-
Total					**36**	**1,248,000**	**1,108,536**	**81,120**	**58,344**

Spend Plan CAO: 25-Mar-26

Project Title:	Sentinel (GBSD) Utility Corridor, Inc
Installation:	FE Warren AFB, WY
Program Year	2027
Project #	GHLN244125

All Cost in thousands

Chart Begin Oct-24	FUNDING (note 1)		OBLIGATION (note 2-3)		OUTLAYS (note 4-5)	
Month	**Enacted**	**Cumulative**	**Obligated**	**Cumulative**	**Monthly**	**Cumulative**
Oct-24	-	-	-	-	-	-
Nov-24	-	-	-	-	-	-
Dec-24	-	-	-	-	-	-
Jan-25	70,000	70,000	-	-	-	-
Feb-25	-	70,000	-	-	-	-
Mar-25	-	70,000	-	-	-	-
Apr-25	-	70,000	-	-	-	-
May-25	-	70,000	-	-	-	-
Jun-25	-	70,000	-	-	-	-
Jul-25	-	70,000	-	-	-	-
Aug-25	-	70,000	-	-	-	-
Sep-25	-	70,000	-	-	-	-
Oct-25	130,000	200,000	-	-	-	-
Nov-25	-	200,000	-	-	-	-
Dec-25	-	200,000	-	-	-	-
Jan-26	-	200,000	-	-	-	-
Feb-26	-	200,000	-	-	-	-
Mar-26	-	200,000	-	-	-	-
Apr-26	-	200,000	-	-	-	-
May-26	-	200,000	-	-	-	-
Jun-26	-	200,000	-	-	-	-
Jul-26	-	200,000	-	-	-	-
Aug-26	-	200,000	-	-	-	-
Sep-26	-	200,000	62,177	62,177	70,000	70,000
Oct-26	461,158	661,158	120,122	182,299	11,895	81,895
Nov-26	-	661,158	414,272	596,571	13,863	95,758
Dec-26	-	661,158	4,649	601,220	16,013	111,771
Jan-27	-	661,158	4,649	605,869	18,330	130,101
Feb-27	-	661,158	4,649	610,518	20,794	150,894
Mar-27	-	661,158	4,649	615,166	23,377	174,272
Apr-27	-	661,158	4,649	619,815	26,046	200,318
May-27	-	661,158	4,649	624,464	28,760	229,077
Jun-27	-	661,158	4,649	629,113	31,471	260,548
Jul-27	-	661,158	4,649	633,762	34,129	294,677
Aug-27	-	661,158	4,649	638,410	36,679	331,357
Sep-27	-	661,158	4,649	643,059	39,067	370,424
Oct-27	293,421	954,579	4,649	647,708	41,237	411,660
Nov-27	-	954,579	265,280	912,988	43,137	454,797
Dec-27	-	954,579	4,649	917,637	44,720	499,517
Jan-28	-	954,579	4,649	922,286	45,945	545,462
Feb-28	-	954,579	4,649	926,934	46,780	592,242
Mar-28	-	954,579	4,649	931,583	47,204	639,445
Apr-28	-	954,579	4,649	936,232	47,204	686,649
May-28	-	954,579	4,649	940,881	46,780	733,429
Jun-28	-	954,579	4,649	945,530	45,945	779,374
Jul-28	-	954,579	4,649	950,178	44,720	824,094
Aug-28	-	954,579	4,649	954,827	43,137	867,230
Sep-28	-	954,579	4,649	959,476	41,237	908,467
Oct-28	293,421	1,248,000	4,649	964,125	39,067	947,534
Nov-28	-	1,248,000	265,280	1,229,405	36,679	984,214
Dec-28	-	1,248,000	4,649	1,234,054	34,129	1,018,343
Jan-29	-	1,248,000	4,649	1,238,702	31,471	1,049,814
Feb-29	-	1,248,000	4,649	1,243,351	28,760	1,078,573
Mar-29	-	1,248,000	4,649	1,248,000	26,046	1,104,619
Apr-29	-	1,248,000	-	1,248,000	23,377	1,127,997
May-29	-	1,248,000	-	1,248,000	20,794	1,148,790
Jun-29	-	1,248,000	-	1,248,000	18,330	1,167,120
Jul-29	-	1,248,000	-	1,248,000	16,013	1,183,133
Aug-29	-	1,248,000	-	1,248,000	13,863	1,196,996
Sep-29	-	1,248,000	-	1,248,000	51,004	1,248,000

Notes	
Note 1:	Assumes initial appropriation is enacted by Congress Jan FY 2026
Note 2:	Assumes funds are available for obligation by 31 January of the execution year and by 31 October for subsequent years.
Note 3:	Assumes ALL project funds (contract, SIOH, contingency, etc) are obligated NLT 6 months prior to project end
Note 4	Assumes contract award in Sept 2026 and contract completion Sept 29; duration 36 months.
Note 5	Assumes Agent will retain 1% of project obligations for a final payment

GBSD Utility Corridors, FE Warren AFB, WY

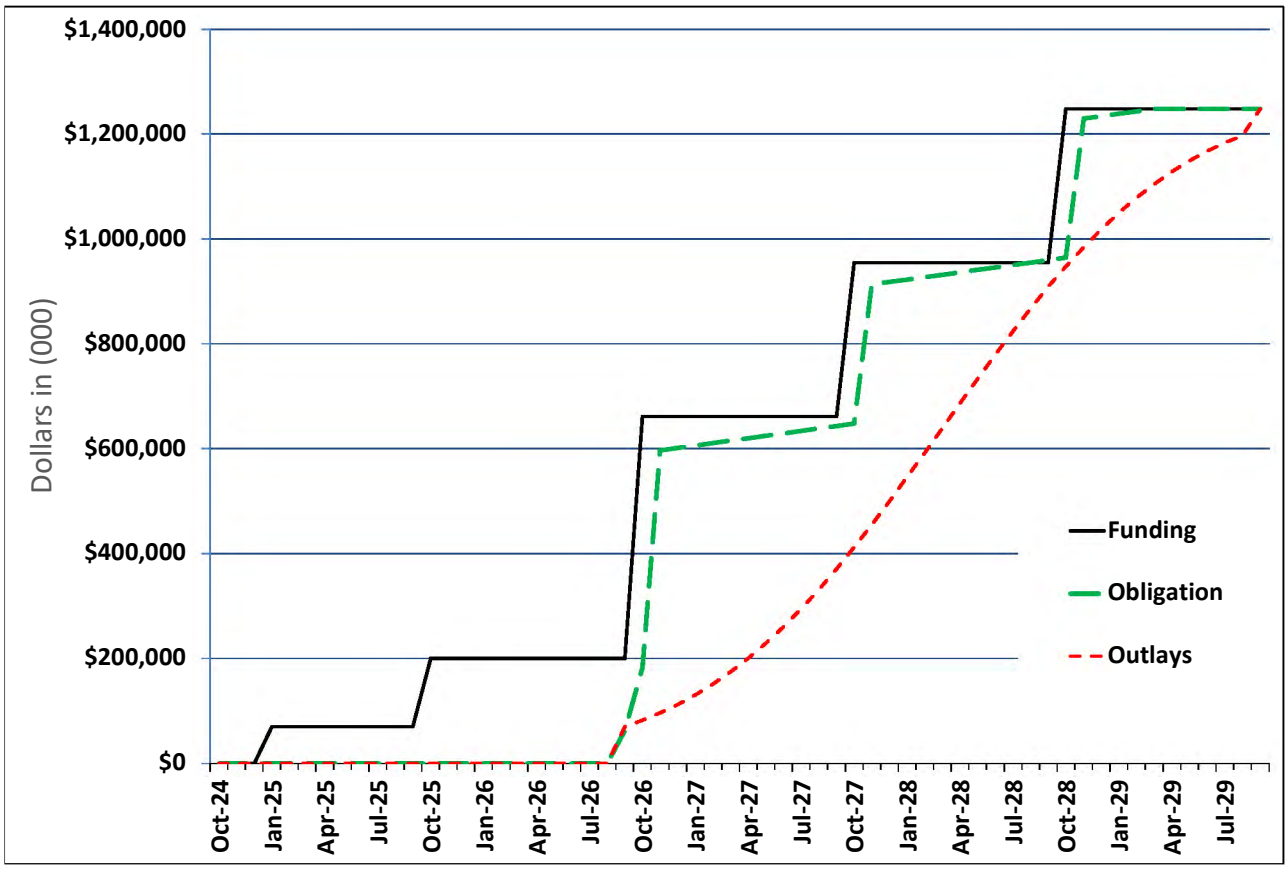

1. COMPONENT	FY 2027 MILITARY CONSTRUCTION PROJECT DATA	2. DATE
AIR FORCE		MARCH 2026

3. INSTALLATION AND LOCATION	4. PROJECT TITLE
F.E. WARREN AIR FORCE BASE WYOMING	GBSD OPERATIONS GROUP FACILITY

5. PROGRAM ELEMENT	6. CATEGORY CODE	7. PROJECT NUMBER	8. PROJECT COST ($000)
11233F	610-243	GHLN274779	171,000

9. COST ESTIMATES

ITEM	UM	QUANTITY	UNIT COST	COST($000)
PRIMARY FACILITIES				137,106
HEADQUARTERS, GROUP (610-243)	SM	6,353	14,721	(93,523)
WAREHOUSE SUPPLY AND EQUIPMENT BASE (442-758)	SM	4,251	8,874	(37,723)
ICD 705 PREMIUM	LS			(5,178)
CYBERSECURITY OF FACILITY-RELATED CONTROL SYS	LS			(682)
SUPPORTING FACILITIES				12,588
UTILITIES	LS			(4,001)
PRIVATIZED UTILITIES SERVICE AND CONNECTION	LS			(904)
SITE IMPROVEMENTS	LS			(2,737)
ROADS, SIDEWALKS, AND PARKING	LS			(3,286)
COMMUNICATIONS	LS			(490)
GENERATOR	KW	800	1,463	(1,170)
SUBTOTAL				149,694
CONTINGENCY (5.00%)				7,485
TOTAL CONTRACT COST				157,179
SUPERVISION, INSPECTION AND OVERHEAD (6.50%)				10,217
DESIGN DURING CONSTRUCTION				3,930
TOTAL REQUEST				171,326
TOTAL REQUEST (ROUNDED)				171,000
EQUIPMENT FROM OTHER APPROPRIATIONS (NON-ADD)				(8,374)

10. DESCRIPTION OF PROPOSED CONSTRUCTION

Construct a Sentinel Operations Group facility that delivers office and collaboration space to the Wing's Operations Group and Missile Squadrons, provides critical secure space conforming to Intelligence Community Directive 705 for specific functions, and integrates Missile Alert Facility Food Operations, Missile Alert Facility Supply, and linen exchange at a single location for operational efficiency. Construction consists of conventional steel reinforced concrete footings, foundation, and floor slabs, with insulated precast concrete walls and insulated roofs for both multi-story planning and operations areas and adjoining ground-level areas for Missile Alert Facility Food Operations, Missile Alert Facility Supply, linen exchange, a mission-specific training kitchen, and enclosed area for receiving and dispatch in support of movements to the dispersed missile field. Construction of this facility includes facility electrical, mechanical, water, sewer, fire and lighting protection systems, security systems, and secure internet protocol router/non-secure internet protocol router communications systems. Overall site improvements include clearing, grubbing, grading, minor demolition, drainage, utility and communications connections, plus access paving, parking, and walkways as applicable. The facility will be designed as permanent construction in accordance with Department of War Unified Facilities Criteria 1-200-01, General Building requirements. This project will comply with Department of War antiterrorism/ force protection requirements per Unified Facilities Criteria 4-010-01.

Air Conditioning: 110 tons

11. REQ:	6,353 SM	ADQT:	0	SUBSTD:	0

1. COMPONENT	FY 2027 MILITARY CONSTRUCTION PROJECT DATA	2. DATE
AIR FORCE		MARCH 2026

3. INSTALLATION AND LOCATION	4. PROJECT TITLE
F.E. WARREN AIR FORCE BASE WYOMING	GBSD OPERATIONS GROUP FACILITY

5. PROGRAM ELEMENT	6. CATEGORY CODE	7. PROJECT NUMBER	8. PROJECT COST ($000)
11233F	610-243	GHLN274779	171,000

PROJECT:
Construct Sentinel Operations Group Facility

REQUIREMENT:
This project consolidates planning and operations, enhances span of control, facilitates interaction, collaboration, and efficiency in conducting day-to-day activities, and contributes to airman retention while demonstrating the nation's continued commitment to strategic deterrence. This is not a tenant or supported service requirement.

CURRENT SITUATION:
The current Minuteman III Intercontinental Ballistic Missile system will remain operational during transition to the new Sentinel Intercontinental Ballistic Missile system and existing facilities will neither be available nor satisfy the specific facility requirements of the new Sentinel Intercontinental Ballistic Missile system. Some existing facilities are substandard, provide inefficient utilization, or have aging, obsolete systems. Additionally, activities are spread across multiple facilities which makes coordinated workflow difficult, complicates or hinders operations, and can result in delay to resupply support of the missile field.

IMPACT IF NOT PROVIDED:
This project is mission-critical to the transition from the Minuteman III to the Sentinel weapons system at F.E. Warren Air Force Base. Without a consolidated facility, providing secure mission planning and operations space, and areas for the efficient receipt, storage, assembly and dispatch of support to the missile field, the deployment of the Sentinel weapons system vital to the defense and security of the United States is jeopardized.

ADDITIONAL:
This project meets applicable criteria/scope specified in Department of the Air Force Manual 32-1084, Standard Facility Requirements and the design conforms to criteria established in the Air Force Corporate Facilities Standards and the Installation Facilities Standards. However, as the Sentinel missile system is a new weapons system, there are no existing standard Air Force facility designs. Consequently, this project uses facility designs specifically developed by the Air Force Nuclear Weapons Center in coordination with Air Force Global Strike Command and the Air Force Civil Engineer Center for the Sentinel deployment at F.E. Warren Air Force Base to achieve commonality across the enterprise. A Waiver to an Economic Analysis has been approved for this project. Sustainable principles, to include life-cycle cost-effective practices, will be integrated into the design, development, and construction of the project in accordance with Unified Facilities Criteria 1-200-02, High Performance and Sustainable Building Requirements. This includes preparation of a life-cycle cost analysis for energy consuming systems, renewable energy generating systems, or whenever life-cycle cost effective is selected as the reason any requirement of Unified Facilities Criteria 1-200-02 is partially compliant or not applicable. This project does not fall within or partly within the 100-year floodplain. Facility is sited in accordance with the

1. COMPONENT	FY 2027 MILITARY CONSTRUCTION PROJECT DATA	2. DATE
AIR FORCE		MARCH 2026

3. INSTALLATION AND LOCATION	4. PROJECT TITLE
F.E. WARREN AIR FORCE BASE WYOMING	GBSD OPERATIONS GROUP FACILITY

5. PROGRAM ELEMENT	6. CATEGORY CODE	7. PROJECT NUMBER	8. PROJECT COST ($000)
11233F	610-243	GHLN274779	171,000

Installation Development Plan and is within a compatible land use area. The construction growth offset for this requirement is 114,140 square feet.

Privatized Utility Connection Fee for power (High West Energy) for medium voltage service to facility transformer. Site lighting will be included in the utility base bid costs, with transfer to the Civil Engineer Squadron at the end of the project. Post turnover, the Civil Engineer Squadron will transfer to the private utility. Fee payment will be made by funds transfer from the Air Force Civil Engineer Center to the Base Civil Engineer Squadron, with cost on the project tracked under 'Other project costs' in the DA CWE. Privatized Water and Sewer fees payable to Board of Public Utilities will be made by funds transfer from the Air Force Civil Engineer Center to the Base Civil Engineer Squadron, with cost on the project tracked under 'Other project costs' in the DA CWE.

Base Civil Engineer Phone: 307-630-9950

Headquarters, Group: 6,353 SM = 68,383 Square Feet;
Warehouse Supply and Equipment Base: 4,251 SM = 45,757 Square Feet.

JOINT USE CERTIFICATION: Mission Requirements, operational considerations, and location are incompatible with use by other components.

Facility Condition Index: This is not a recapitalization project. No Facility Condition Index data exists for this facility type.

1. COMPONENT	FY 2027 MILITARY CONSTRUCTION PROJECT DATA	2. DATE
AIR FORCE		MARCH 2026

3. INSTALLATION AND LOCATION	4. PROJECT TITLE
F.E. WARREN AIR FORCE BASE WYOMING	GBSD OPERATIONS GROUP FACILITY

5. PROGRAM ELEMENT	6. CATEGORY CODE	7. PROJECT NUMBER	8. PROJECT COST ($000)
11233F	610-243	GHLN274779	171,000

12. SUPPLEMENTAL DATA:

A. Estimated Execution Data:

(1) Acquisition Strategy: Design-Bid-Build

(2) Design Data

(a) Design or Request for Proposal(RFP) Started:	JAN/2025
(b) Percent of Design Completed as of SEP 2025:	35%
(c) Percent of Design Completed as of JAN 2026:	35%
(d) Design or RFP Complete:	JUL/2026
(e) Total Design Cost ($000):	4,600
(f) Energy Study and/or Life Cycle Cost Analysis	YES
(g) Standard or Definitive Design Used?	NO

(3) Construction Data:

(a) Contract Award:	APR/2027
(b) Construction Start:	JUN/2027
(c) Construction Complete:	MAR/2031

B. Equipment associated with this project which will be provided from other appropriations:

Equipment Nomenclature	Procuring Appropriation	Fiscal Year Appropriated Or Requested	Cost ($000)
FURNITURE, FIXTURES, & EQUIPME	3080	2031	2,028
SECURITY EQUIPMENT	3080	2031	1,560
UPS EQUIPMENT	3400	2031	212
AUDIO VISUAL EQUIPMENT	3080	2031	1,092
SITE SECURITY SURVEILLANCE	3080	2027	3,482

Spend Plan CAO: 25-Mar-26

Project Title:	Operations Group Facility
Installation:	FE Warren AFB, WY
Program Year	2027
Project #	GHLN274779

Instructions and Notes
This spreadsheet is designed to help the user develop a WIP Curve for inclusion with a project 1391. The user only needs to know the project cost and schedule. Edit The Green Fields ONLY

Financials		
PA ($000)		171,000
Initial Contract		151,891
SIOH	6.5%	11,115
SIOH / Month		271
Other (Contingency)	5.0%	7,994
Other / Month		195

Schedule	
Award	1-Apr-27
Complete	1-Mar-31
POP	1430
Months	47.0

1	Enter the Project Title, Location, and Project number
2	Enter the Date this WIP Curve is being updated
3	Enter the Project PA
4	Enter the SIOH required by the agent (6.5% for USACE FY24 and beyond)
5	Enter the contingency percentage plus other amounts withheld by the Agent
6	Enter the projected project Award Date (usually 1 Apr of the Execution FY)
7	Enter the Project Complete Date (Usually Award plus ~1000 days, use the 1st of a month)
8	Enter the Chart Begin Date (first day of the Program Year: 1-Oct-XX) (Use "Short Date" format.)
9	Enter the Dates anticipate to receive each increment of funding (usually January of the Program year, and Oct for subsequent increments)
10	Enter the Dates anticipated to Award the contract (usually 1 Apr of the Program year and obligate increments (usually 1 Oct for increments after initial award.)
11	Enter the Value of each increment (If the project is less than $250M enter the PA as 1st Increment)

Chart	Fund	Obligate	Fund mmm-yr	Obligate mmm-yr	Months	Increment	Obligate	SIOH	Other
Begin	1-Oct-26		Oct-26		0		-	-	-
1st Increment	1-Jan-27	1-Apr-27	Jan-27	Apr-27	47	171,000	151,891	11,115	7,994
2nd Increment					0		-	-	-
3rd Increment					0		-	-	-
4th Increment					0		-	-	-
5th Increment					0	-	-	-	-
End	1-Mar-31	1-Mar-31	Mar-31	Mar-31	0		-	-	-
Total					**47**	**171,000**	**151,891**	**11,115**	**7,994**

Spend Plan CAO: 25-Mar-26

Project Title:	Operations Group Facility
Installation:	FE Warren AFB, WY
Program Year	2027
Project #	GHLN274779

All Cost in thousands

Chart Begin Oct-26	FUNDING (note 1)		OBLIGATION (note 2-3)		OUTLAYS (note 4-5)	
Month	**Enacted**	**Cumulative**	**Obligated**	**Cumulative**	**Monthly**	**Cumulative**
Oct-26	-	-	-	-	-	-
Nov-26	-	-	-	-	-	-
Dec-26	-	-	-	-	-	-
Jan-27	171,000	171,000	-	-	-	-
Feb-27	-	171,000	-	-	-	-
Mar-27	-	171,000	-	-	-	-
Apr-27	-	171,000	151,891	151,891	-	-
May-27	-	171,000	407	152,297	875	875
Jun-27	-	171,000	407	152,704	1,089	1,964
Jul-27	-	171,000	407	153,110	1,340	3,304
Aug-27	-	171,000	407	153,517	1,630	4,934
Sep-27	-	171,000	407	153,924	1,958	6,892
Oct-27	-	171,000	407	154,330	2,325	9,217
Nov-27	-	171,000	407	154,737	2,728	11,945
Dec-27	-	171,000	407	155,143	3,164	15,109
Jan-28	-	171,000	407	155,550	3,626	18,735
Feb-28	-	171,000	407	155,956	4,106	22,841
Mar-28	-	171,000	407	156,363	4,596	27,437
Apr-28	-	171,000	407	156,770	5,083	32,519
May-28	-	171,000	407	157,176	5,555	38,074
Jun-28	-	171,000	407	157,583	6,000	44,074
Jul-28	-	171,000	407	157,989	6,404	50,477
Aug-28	-	171,000	407	158,396	6,754	57,232
Sep-28	-	171,000	407	158,802	7,040	64,272
Oct-28	-	171,000	407	159,209	7,252	71,524
Nov-28	-	171,000	407	159,616	7,382	78,906
Dec-28	-	171,000	407	160,022	7,426	86,332
Jan-29	-	171,000	407	160,429	7,382	93,714
Feb-29	-	171,000	407	160,835	7,252	100,966
Mar-29	-	171,000	407	161,242	7,040	108,007
Apr-29	-	171,000	407	161,648	6,754	114,761
May-29	-	171,000	407	162,055	6,404	121,165
Jun-29	-	171,000	407	162,462	6,000	127,164
Jul-29	-	171,000	407	162,868	5,555	132,719
Aug-29	-	171,000	407	163,275	5,083	137,802
Sep-29	-	171,000	407	163,681	4,596	142,397
Oct-29	-	171,000	407	164,088	4,106	146,504
Nov-29		171,000	407	164,494	3,626	150,129
Dec-29		171,000	407	164,901	3,164	153,293
Jan-30		171,000	407	165,308	2,728	156,022
Feb-30		171,000	407	165,714	2,625	158,647
Mar-30		171,000	407	166,121	1,958	160,605
Apr-30		171,000	407	166,527	1,630	162,234
May-30		171,000	407	166,934	1,340	163,574
Jun-30		171,000	407	167,340	1,089	164,663
Jul-30		171,000	407	167,747	875	165,538
Aug-30		171,000	407	168,154	694	166,233
Sep-30		171,000	407	168,560	545	166,777
Oct-30		171,000	407	168,967	422	167,199
Nov-30		171,000	407	169,373	323	167,523
Dec-30		171,000	407	169,780	245	167,767
Jan-31		171,000	407	170,186	183	167,950
Feb-31		171,000	407	170,593	135	168,086
Mar-31		171,000	407	171,000	2,914	171,000

Notes	
Note 1:	Assumes initial appropriation is enacted by Congress Jan FY 2027.
Note 2:	Assumes funds are available for obligation by 31 January of the execution year and by 31 October for subsequent years.
Note 3:	Assumes ALL project funds (contract, SIOH, contingency, etc) are obligated NLT 6 months prior to project end
Note 4	Assumes contract award in Apr 2027 and contract completion Mar 31 duration 47 months.
Note 5	Assumes Agent will retain 1% of project obligations for a final payment

Operations Group Facility, FE Warren AFB, WY

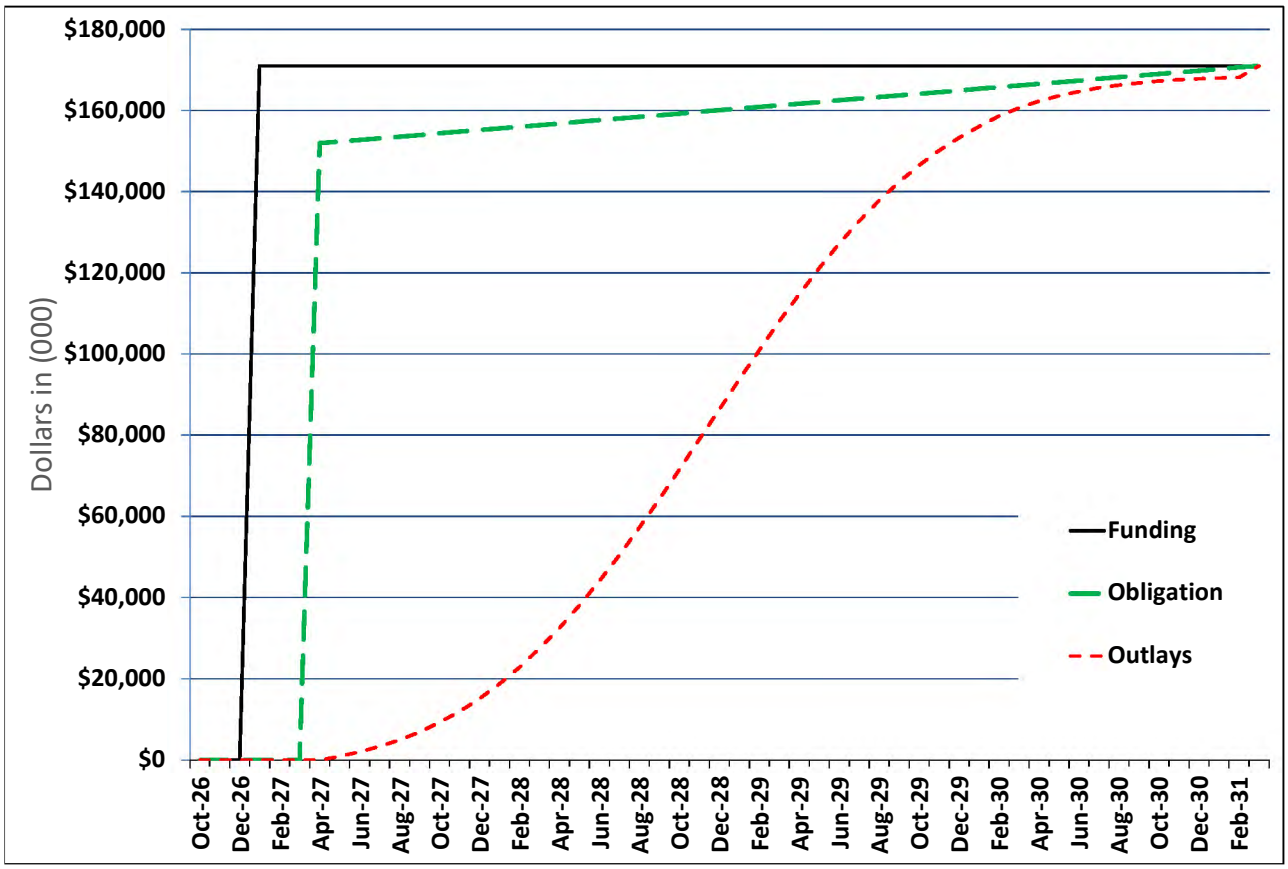

Tab - **OUTSIDE THE UNITED STATES**

1. COMPONENT	FY 27 MILITARY CONSTRUCTION PROGRAM	2. DATE (YYYYMMDD)
Air Force		20260326

3. INSTALLATION AND LOCATION	4. COMMAND	5. AREA CONTRUCTION COST INDEX
CHABELLEY AIRFIELD, DJIBOUTI, AFRICA	HQ USAFE-AFAFRICA/A4C	1.31

6. PERSONNEL	(1) PERMANENT			(2) STUDENTS			(3) SUPPORTED			(4) TOTAL
	OFFICER	ENLISTED	CIVILIAN	OFFICER	ENLISTED	CIVILIAN	OFFICER	ENLISTED	CIVILIAN	
a. AS OF 30-Sep-25	12	341	0	0	0	0	0	0	0	353
b. END FY	12	341	0	0	0	0	0	0	0	353

7. INVENTORY DATA ($000)	
a. TOTAL ACREAGE	585
b. INVENTORY TOTAL AS OF 30-Sep-25	114,160.00
c. AUTHORIZATION NOT YET IN INVENTORY	8,690.00
d. AUTHORIZATION REQUESTED IN THIS PROGRAM	27,000.00
e. AUTHORIZATION INCLUDED IN FOLLOWING PROGRAM	0.00
f. PLANNED IN NEXT THREE PROGRAM YEARS	0.00
g. REMAINING DEFICIENCY	88,500.00
h. GRAND TOTAL	238,350.00

8. PROJECTS REQUESTED IN THIS PROGRAM

a. CATEGORY			b. COST ($000)	c. DESIGN STATUS	
(1) CODE	(2) PROJECT TITLE	(3) SCOPE		(1) START	(2) COMPLETE
811-145	POWER PLANT AND ELECTRICAL DISTRIBUTION	4800 KW	27,000	08/01/24	04/26

9. FUTURE PROJECTS

Chabelley Airfield has a number of projects that are expected to be completed in the near future, including CADJ 24-1009 - LSA Expansion, CADJ 24-0008 - Construct Joint Medical Aid Station, CADJ 24-0004 - Construct DFAC, CADJ 24-1022 - Construct MWR Facility, CADJ 24-1026 - Construct Permanent Mx Hangar, CADJ 24-0012 - Construct Water Distribution Network, CADJ 24-1014 - Extend the Fenceline, CADJ 24-1016 - Repair Apron and Taxiway, CADJ 24-1017 - Repair Main ECP

10. MISSION OR MAJOR FUNCTIONS

USAFRICOM has directed U.S. Air Forces Africa (AFAFRICA) to provide infrastructure to bed down aircraft operations in East Africa. The Air Force has been designated lead service for Base Operations Support-Integrator (BOS-I) for Chabelley Airfield, Djibouti.

Chabelley Airfield supports the sortie generation of ISR aircraft and other mission support functions that support OEF-HOA, OPERATION OCTAVE SHIELD. and OPERATION PROSPERITY GUARDIAN.

11. OUTSTANDING POLLUTION AND SAFETY DEFICIENCIES

There are no current outstanding pollution or safety deficiencies

1. COMPONENT	FY 2027 MILITARY CONSTRUCTION PROJECT DATA	2. DATE
AIR FORCE		MAR 2026

3. INSTALLATION AND LOCATION	4. PROJECT TITLE
CHABELLEY AIRFIELD, DJIBOUTI	CHABELLEY POWER PLANT AND PRIMARY DIST

5. PROGRAM ELEMENT	6. CATEGORY CODE	7. PROJECT NUMBER	8. PROJECT COST ($000)
91211F	811-145	CADJ210001	27,000

9. COST ESTIMATES

ITEM	UM	QUANTITY	UNIT COST	COST($000)
PRIMARY FACILITIES				18,744
ELECTRIC POWER GENERATION PLANT (ELECTRIC (811-145)	KW	4,800	2,823	(13,550)
PRIMARY DISTRIBUTION LINE UNDERGROUND (812-225)	LM	3,672	1,290	(4,737)
CYBERSECURITY OF FACILITY-RELATED CONTROL	LS			(457)
SUPPORTING FACILITIES				4,113
SITE ELECTRICAL IMPROVEMENTS	LS			(3,855)
SITE IMPROVEMENTS	LS			(75)
SITE PREPARATION	LS			(183)
SUBTOTAL				22,857
CONTINGENCY (5.00%)				1,143
TOTAL CONTRACT COST				24,000
SUPERVISION, INSPECTION AND OVERHEAD (9.00%)				2,160
POST CONSTRUCTION AWARD SERVICES				555
TOTAL REQUEST				26,715
TOTAL REQUEST (ROUNDED)				27,000
EQUIPMENT FROM OTHER APPROPRIATIONS (NON-ADD)				(0)

10. DESCRIPTION OF PROPOSED CONSTRUCTION

This project will construct an electric power generation plant, primary distribution system, and ancillary power generation units. The electric power plant is composed of six 800 kilowatt skid mounted generators, two fuel storage tanks, a fuel polishing system, and a steel framed metal canopy over a concrete slab. The power plant will include a pad mounted sectionalizing switch at the end of each loop. The primary distribution system will include substation switchgear with a paralleling and programmable logic controller system to start and stop generators as programed. The primary distribution system is composed of approximately 3,672 linear meters of direct buried underground distribution line with concrete encased duct bank at roadway crossings, weather enclosed secondary distribution centers, and primary distribution panels. The electric power generation includes concrete secondary containment at perimeter spot generation locations and photovoltaic panels with batteries for a primary source of power. The power plant and electric switching stations will include the appropriate lightning protection. This project includes all site preparation, generators, and the demolition of 4,000 linear meters of existing/redundant power distribution lines, the existing power plant fuel distribution system, and return all equipment that has exceeded its useful life through the Defense Reutilization Management Office Defense Logistics Agency Disposition Services process. This project is authorized generators, per Air Force Manual 32-1062. Facilities will be designed and constructed as semi-permanent construction in accordance with the Department of War Unified Facilities Criteria 1-200-01, General Building Requirements, and Unified Facilities Criteria 1-201-01, Non-Permanent Department of War Facilities in Support of Military Operations. This project will comply with Department of War Antiterrorism/Force Protection requirements per Unified Facilities Criteria 4-010-01.

1. COMPONENT	FY 2027 MILITARY CONSTRUCTION PROJECT DATA	2. DATE
AIR FORCE		MAR 2026

3. INSTALLATION AND LOCATION	4. PROJECT TITLE
CHABELLEY AIRFIELD, DJIBOUTI	CHABELLEY POWER PLANT AND PRIMARY DIST

5. PROGRAM ELEMENT	6. CATEGORY CODE	7. PROJECT NUMBER	8. PROJECT COST ($000)
91211F	811-145	CADJ210001	27,000

Air Conditioning: 0 Tons

11. REQ:	4,800 kW	ADQT:	0	SUBSTD:	0

PROJECT:
Construct Power Plant and Electrical Distribution System

REQUIREMENT:
A new Power Generation Plant at Chabelley Airfield is required to support growing mission sets in support of Operation Enduring Freedom - Horn of Africa for combating militant Islamism and defeating piracy. A larger power distribution capacity is required to enable more launch and recovery elements, base defense, and communications systems to be installed. Increased capacity will reduce the individual power generators (spot generation), increase efficiencies, and provide redundancy in the event of power failures to critical Intelligence, Surveillance, and Reconnaissance systems. United States Africa Command has directed United States Air Forces Africa to provide infrastructure to bed down aircraft operations in East Africa. The Air Force has been designated lead service for Base Operations Support-Integrator for Chabelley Airfield, Djibouti. Currently, Chabelley Airfield is the only location in East Africa from which armed Intelligence, Surveillance, and Reconnaissance assets are authorized to operate. This project supports Lines of Effort within United States Africa Command's Theatre Posture Plan and meets the intent for semi-permanent and enduring construction according to Joint Publication 3-34, Joint Engineer Operations. Providing reliable and appropriately sized power generation and distribution systems are required to eliminate the vulnerabilities created by the existing and inconsistent power generation plant. The Air Force does not currently have permission to complete work outside of our land-use agreement and the current design has a small portion of primary distribution line that crosses through Djiboutian and French areas within Chabelley Airfield. This is not a tenant or supported service requirement.

CURRENT SITUATION:
The existing power generation plant consists of four 300 KW generators, a primary switching station, and approximately 4,000 linear meters of direct bury/expeditionary power distribution lines. Two of the four generators are in poor condition. One generator is non-operational and in need of a complete overhaul. The second generator is in poor condition but operational for emergency situations or during brief maintenance sessions on the other generators. That leaves only two reliable generators to power all of Chabelley Airfield, which does not provide the required resiliency and redundancy to support 24-hour Intelligence, Surveillance, and Reconnaissance operations. In order to meet current peak load demands on Chabelley Airfield, 2 generators must be running. Performing routine maintenance is difficult since 2 generators are required to meet peak load demands. This creates temporary power interruptions during extended maintenance periods in which reliance on spot generation is required to meet the peak load demands. Spot generation is limited and there is not enough capacity for current peak load demands, putting the mission at risk. Additionally, the direct bury cable doesn't have adequate depth and protection which creates risk to

mission, life, health and safety if struck by equipment.

IMPACT IF NOT PROVIDED:
The unreliable power production and distribution capacity at Chabelley Airfield will continue to be a significant risk for the critical Intelligence, Surveillance, and Reconnaissance aircraft launch and recovery systems. The temporary power interruptions will continue to threaten the communications systems that are critical to command and control, Intelligence, Surveillance, and Reconnaissance facilities, and base defense operations, reducing the bases resiliency. If a reliable power grid is not provided, these vulnerabilities will continue to exist. Additionally, the installation will be limited to growth as the existing power plant is at maximum capacity with no opportunities to expand with the current configuration.

ADDITIONAL:
This project meets applicable criteria/scope specified in Air Force Manual 32-1084, Standard Facility Requirements. Additionally, project will comply with Unified Facilities Criteria 3-550-01-Exterior Electrical Power Distribution, Unified Facilities Criteria 3-560-01-Electrical Safety, National Fire Protection Association 70-National Electrical Code and the International Building Code, Chapter 27, Electrical, Section 2702. This design shall conform to criteria established in the Air Force Corporate Facilities Standards, but will not employ a standard facility design because there is no Air Force standard facility design for this project, and there is no applicable standard design from Air Force Civil Engineer Center. New construction is the only option that will meet operational requirements. An economic analysis waiver is being processed. Sustainable principles, to include life-cycle cost-effective practices, will be integrated into the design, development, and construction of the project in accordance with Unified Facilities Criteria 1-200-02. This includes preparation of a life-cycle cost analysis for energy consuming systems, renewable energy generating systems, whenever life-cycle cost effective is selected as the reason any requirement of Unified Facilities Criteria 1-200-02 is partially compliant or not applicable. This project does not fall within or partly within the 100-year flood plain. Facility will be sited in accordance with the Installation Development Plan and is within a compatible land use area. No construction growth offset is required for this project.

776 EABS Base Civil Engineer: 311-824-9695

PRIMARY DISTRIBUTION LINE UNDERGROUND: 3,672 Linear Meter = 12,047 Linear Foot

JOINT USE CERTIFICATION: These facilities can be used by other United States components on an "as available" basis; however, the scope of this project is based on Air Force requirements. The physical footprint of the expansion is within the area designated for the United States and in accordance with host nation agreement.

1. COMPONENT	FY 2027 MILITARY CONSTRUCTION PROJECT DATA	2. DATE
AIR FORCE		MAR 2026

3. INSTALLATION AND LOCATION	4. PROJECT TITLE
CHABELLEY AIRFIELD, DJIBOUTI	CHABELLEY POWER PLANT AND PRIMARY DIST

5. PROGRAM ELEMENT	6. CATEGORY CODE	7. PROJECT NUMBER	8. PROJECT COST ($000)
91211F	811-145	CADJ210001	27,000

Facility Condition Index: This is not a recapitalization project. No Facility Condition Index data exists for this facility type.

1. COMPONENT	FY 2027 MILITARY CONSTRUCTION PROJECT DATA	2. DATE
AIR FORCE		MAR 2026

3. INSTALLATION AND LOCATION	4. PROJECT TITLE
CHABELLEY AIRFIELD, DJIBOUTI	CHABELLEY POWER PLANT AND PRIMARY DIST

5. PROGRAM ELEMENT	6. CATEGORY CODE	7. PROJECT NUMBER	8. PROJECT COST ($000)
91211F	811-145	CADJ210001	27,000

12. SUPPLEMENTAL DATA:

A. Estimated Execution Data:

(1) Acquisition Strategy: Design-Bid-Build

(2) Design Data

(a) Design or Request for Proposal(RFP) Started:	AUG/2024
(b) Percent of Design Completed as of SEP 2025:	100%
(c) Percent of Design Completed as of JAN 2026:	100%
(d) Design or RFP Complete:	APR/2026
(e) Total Design Cost ($000):	2,790
(f) Energy Study and/or Life Cycle Cost Analysis	YES
(g) Standard or Definitive Design Used?	NO

(3) Construction Data:

(a) Contract Award:	JAN/2027
(b) Construction Start:	APR/2027
(c) Construction Complete:	OCT/2029

1. COMPONENT	FY 2027 MILITARY CONSTRUCTION PROGRAM	2. DATE (YYYYMMDD)
AIR FORCE		20260318

3. INSTALLATION AND LOCATION	4. COMMAND	5. AREA CONTRUCTION COST INDEX
YAP INTERNATIONAL AIRPORT, FEDERATED STATES OF MICRONESIA	PACIFIC AIR FORCES	Not Available

6. PERSONNEL		(1) PERMANENT			(2) STUDENTS			(3) SUPPORTED			(4) TOTAL
		OFFICER	ENLISTED	CIVILIAN	OFFICER	ENLISTED	CIVILIAN	OFFICER	ENLISTED	CIVILIAN	
a. AS OF	30-Sep-25	0	0	0	0	0	0	0	0	0	0
b. END FY	30-Sep-31	0	0	0	0	0	0	0	0	0	0

7. INVENTORY DATA *($000)*

a. TOTAL ACREAGE	0.00
b. INVENTORY TOTAL AS OF 18-Mar-26	0.00
c. AUTHORIZATION NOT YET IN INVENTORY	400,314.00
d. AUTHORIZATION REQUESTED IN THIS PROGRAM	0.00
e. AUTHORIZATION INCLUDED IN FOLLOWING PROGRAM	0.00
f. PLANNED IN NEXT THREE PROGRAM YEARS	1,158,900.00
g. REMAINING DEFICIENCY	0.00
h. GRAND TOTAL	1,559,214.00

8. PROJECTS REQUESTED IN THIS PROGRAM

a. CATEGORY			b. COST ($000)	c. DESIGN STATUS	
(1) CODE	(2) PROJECT TITLE	(3) SCOPE		(1) START	(2) COMPLETE
111-111	PDI: RUNWAY EXTENSION, INC 2	49,518 SM	190,000	06/22	10/24

9. FUTURE PROJECTS

111111 PDI: RUNWAY EXTENSION, (49,518 SM, $338,000)
112211 PDI: AIRCRAFT PARKING APRON AND TAXIWAY, (79,943 SM, $820,900)

10. MISSION OR MAJOR FUNCTIONS

Yap and the Federated States of Micronesia are strategically located in the western Pacific and provide assured access through the Compact of Free Association with the United States. Yap International Airport is located in the south-central portion of the main island of Yap and will be used as an important divert location for aircraft transiting Pacific Air Forces and United States Indo-Pacific Command area of responsibility.

11. OUTSTANDING POLLUTION AND SAFETY DEFICIENCIES

None.

DD FORM 1390, JUL 1999

PREVIOUS EDITION IS OBSOLETE.

1. COMPONENT	FY 2027 MILITARY CONSTRUCTION PROJECT DATA	2. DATE
AIR FORCE		MARCH 2026

3. INSTALLATION AND LOCATION	4. PROJECT TITLE
YAP INTERNATIONAL AIRPORT FEDERATED STATES OF MICRONESIA	PDI: RUNWAY EXTENSION, INC

5. PROGRAM ELEMENT	6. CATEGORY CODE	7. PROJECT NUMBER	8. PROJECT COST ($000)
91211F	111-111	YAAD229010	AUTH: 0 APPR: 27,000

9. COST ESTIMATES

1.0000 U. S. DOLLAR/US$ ITEM	UM	QUANTITY	UNIT COST	COST($000)
PRIMARY FACILITIES				71,301
RUNWAY (111-111)	SM	49,518	922	(45,656)
SHOULDER, PAVED (116-642)	SM	23,307	513	(11,956)
LIGHTING, RUNWAY (136-664)	LM	6,294	1,833	(11,537)
FENCE BOUNDARY (872-245)	LM	3,523	540	(1,902)
CYBERSECURITY OF FACILITY-RELATED CONTROL SYS	LS			(250)
SUPPORTING FACILITIES				278,472
SITE PREPARATION	LS			(113,592)
SITE IMPROVEMENTS	LS			(6,563)
UTILITIES	LS			(16,528)
ENVIRONMENTAL/CONSERVATION IMPACT MITIGATI	LS			(21,314)
SHIPPING AND SPECIAL LOGISTICAL CONSIDERAT	LS			(29,113)
MOBILIZATION AND MAN CAMP	LS			(40,296)
MUNITIONS AND EXPLOSIVES OF CONCERN	LS			(43,474)
STORM DRAINAGE	LS			(7,591)
SUBTOTAL				349,773
CONTINGENCY (5.00%)				17,489
TOTAL CONTRACT COST				367,262
SUPERVISION, INSPECTION AND OVERHEAD (7.30%)				26,810
TOTAL REQUEST				394,072
TOTAL REQUEST (ROUNDED)				394,000
EQUIPMENT FROM OTHER APPROPRIATIONS (NON-ADD)				(0)

10. DESCRIPTION OF PROPOSED CONSTRUCTION

This project constructs an extension to the runway in both directions. This project will include site preparation, runway pavement extensions and turn around areas, paved shoulders, runway pavement markings and signs, airfield lighting for the full length of the runway, navigational aids, stormwater controls, utilities, and other improvements for a complete and usable project. Extensive site preparation is required for this project including site clearing, green waste management, excavation, grading, excess materials disposal, temporary erosion and sediment control, and removal and mitigation of Munitions and Explosives of Concern. An allowance for natural and cultural resources impact mitigation and allowances for a worker camp and mobilization and shipping to the remote location is included in supporting facilities. The project includes security fencing with high double outrigger and barbed wire. Facilities will be designed as permanent construction in accordance with Department of War Unified Facilities Criteria 1-200-01, General Building requirements. This project will comply with Department of War antiterrorism/ force protection requirements per Unified Facilities Criteria 4-010-01.

11. REQ: 49,518 SM ADQT: 0 SUBSTD: 0

PROJECT:

Pacific Deterrence Initiative (PDI): Runway Extension

1. COMPONENT	FY 2027 MILITARY CONSTRUCTION PROJECT DATA	2. DATE
AIR FORCE		MARCH 2026

3. INSTALLATION AND LOCATION	4. PROJECT TITLE
YAP INTERNATIONAL AIRPORT FEDERATED STATES OF MICRONESIA	PDI: RUNWAY EXTENSION, INC

5. PROGRAM ELEMENT	6. CATEGORY CODE	7. PROJECT NUMBER	8. PROJECT COST ($000)
91211F	111-111	YAAD229010	AUTH: 0 APPR: 27,000

REQUIREMENT:
The United States Air Force proposes to construct facilities and infrastructure in the Federated States of Micronesia in support of Headquarters United States Indo-Pacific Command requirements for aircraft divert, exercises, and humanitarian assistance and disaster relief. In addition, this construction project fully supports the 2019 National Defense Strategy for the Pacific Area of Responsibility. The strategic intent is to support and conduct current, emerging, and future United States Air Force training activities, and to ensure the capability to meet mission requirements in the event that access to other western Pacific locations is limited or denied. Development of Yap Airport is essential because there are very few divert or contingency airfields available as potential United States defense sites in the region. An adequate and safe runway is required to accommodate larger aircrafts to land and take-off in support of training, operations and humanitarian mission at the Yap airport. The extended runway is required to enable increased capacity of the runway by allowing larger aircraft to land and take-off quickly and safely. This increased capacity supports provisions for a command-and-control capable infrastructure for multi-service forces in the rapid establishment of operational capabilities in various locations. An additional project is planned for this location that would add capacity for aircraft parking and improve access to the runway. This is not a tenant or supported service requirement.

CURRENT SITUATION:
Yap and the Federated States of Micronesia are strategically located in the western Pacific and provide assured access through the Compact of Free Association with the United States. Yap International Airport is located in the south-central portion of the main island of Yap and operates a single parking apron and small terminal designed for commercial aircraft. Yap Airport is capable of being an important divert location for aircraft transiting the Indo-Pacific area; however, the runway is too short to adequately support military aircraft operations and lacks other critical required facilities such as aircraft arresting systems capabilities. Existing runway is not adequate to accommodate expanded mission and cannot adequately support the safe landing and takeoff for United States Navy aircraft at this location. Existing length of runway is only designed to the current aircraft operating at this location. There is no available data to substantiate the structural integrity and capacity of the existing asphalt pavement of runway.

IMPACT IF NOT PROVIDED:
Without the runway extension, some United States Air Force and other sister service aircraft will not be able to safely land at Yap International Airport and the location cannot be utilized as a practical divert location. Yap's strategic location is vital to Indo-Pacific Command/United States Pacific Air Force emerging/future missions/activities and for aircraft to effectively respond to natural disaster/humanitarian relief efforts in the area.

ADDITIONAL:
This project meets applicable criteria/scope specified in Air Force Manual 32-

1. COMPONENT	FY 2027 MILITARY CONSTRUCTION PROJECT DATA	2. DATE
AIR FORCE		MARCH 2026

3. INSTALLATION AND LOCATION	4. PROJECT TITLE
YAP INTERNATIONAL AIRPORT FEDERATED STATES OF MICRONESIA	PDI: RUNWAY EXTENSION, INC

5. PROGRAM ELEMENT	6. CATEGORY CODE	7. PROJECT NUMBER	8. PROJECT COST ($000)
91211F	111-111	YAAD229010	AUTH: 0 APPR: 27,000

1084, Facility Requirements. This design shall conform to criteria established in the Air Force Corporate Facilities Standards, the Installation Facilities Standards (if applicable), but will not employ a standard facility design because there is no Air Force standard facility design for this project, and there is no applicable standard design from Naval Facilities Engineering Command. A Waiver to an Economic Analysis was approved for this project. Sustainable principles, to include life-cycle cost-effective practices, will be integrated into the design, development, and construction of the project to the extent it is compatible with Host Nation requirements. This may include preparation of a life-cycle cost analysis for energy consuming systems, renewable energy generating systems. This project does not fall within or partly within the 100-year flood plain. This project is not eligible for host nation funding. Supporting facilities exceed 25% of the primary facility costs due to extensive site improvement (i.e. earthwork and grading), munitions and explosives of concern, utility requirements, and worker camp and other logistical needs. No construction growth offset is required for this project.

Base Civil Engineer equivalent: 808-449-3810 (in Hawaii).

Runway: 49,518 SM = 533,007 Square Feet;
Shoulders, Paved: 23,307 SM = 250,874 Square Feet;
Lighting, Runway: 6,294 LM = 20,650 Linear Feet;
Fence, Boundary: 3,523 LM = 11,558 Linear Feet.

FOREIGN CURRENCY BUDGET RATE USED: The Federated States of Micronesia uses United States currency; no conversion is needed.

JOINT USE CERTIFICATION: This facility is programmed for joint use with United States Army, Marine Corps, Navy, and Space Force; however, it is fully funded by the Air Force.

The cost estimate for this project varies from the DoW Pricing Guide due to special project details identified during the Planning Charrette, the design process, and the application of parametric cost estimating tools. The Pricing Guide does not provide pricing for this type of facility and does not address the supply chain challenges of construction in this remote island nor area cost factors.

1. COMPONENT	FY 2027 MILITARY CONSTRUCTION PROJECT DATA	2. DATE
AIR FORCE		MARCH 2026

3. INSTALLATION AND LOCATION	4. PROJECT TITLE
YAP INTERNATIONAL AIRPORT FEDERATED STATES OF MICRONESIA	PDI: RUNWAY EXTENSION, INC

5. PROGRAM ELEMENT	6. CATEGORY CODE	7. PROJECT NUMBER	8. PROJECT COST ($000)
91211F	111-111	YAAD229010	AUTH: 0 APPR: 27,000

12. SUPPLEMENTAL DATA:

A. Estimated Execution Data:

(1) Acquisition Strategy: Design-Bid-Build

(2) Design Data

(a) Design or Request for Proposal(RFP) Started:	JUN/2022
(b) Percent of Design Completed as of SEP 2025:	95%
(c) Percent of Design Completed as of JAN 2026:	100%
(d) Design or RFP Complete:	OCT/2025
(e) Total Design Cost ($000):	36,000
(f) Energy Study and/or Life Cycle Cost Analysis	YES
(g) Standard or Definitive Design Used?	NO

(3) Construction Data:

(a) Contract Award:	APR/2027
(b) Construction Start:	JUN/2027
(c) Construction Complete:	JAN/2032

C. Authorization and Appropriation Summary:

	Authorization $(000)	Auth of Approp $(000)	Appropriation $(000)
FY 2025 Enacted	400,314	96,000	96,000
FY 2027 Budget Request	0	27,000	27,000
Future Request	0	277,314	277,314
Total	400,314	400,314	400,314

Spend Plan CAO: 23-Mar-26

Project Title:	PDI: RUNWAY EXTENSION (YAP) Inc
Installation:	Yap Intl Airport
Program Year	2025
Project #	YAAD229010

Instructions and Notes
This spreadsheet is designed to help the user develop a WIP Curve for inclusion with a project 1391. The user only needs to know the project cost and schedule. Edit The Green Fields ONLY

Financials		
PA ($000)		400,314
Initial Contract		346,072
SIOH	9.0%	36,028
SIOH / Month		706
Other (Contingency)	5.0%	18,214
Other / Month		357

Schedule	
Award	30-Apr-27
Complete	26-Jan-32
POP	1732
Months	57.0

1	Enter the Project Title, Location, and Project number
2	Enter the Date this WIP Curve is being updated
3	Enter the Project PA
4	Enter the SIOH required by the agent (6.5% for USACE FY24 and beyond)
5	Enter the contingency percentage plus other amounts withheld by the Agent
6	Enter the projected project Award Date (usually 1 Apr of the Execution FY)
7	Enter the Project Complete Date (Usually Award plus ~1000 days, use the 1st of a month)
8	Enter the Chart Begin Date (first day of the Program Year: 1-Oct-XX) (Use "Short Date" format.)
9	Enter the Dates anticipate to receive each increment of funding (usually January of the Program year, and Oct for subsequent increments)
10	Enter the Dates anticipated to Award the contract (usually 1 Apr of the Program year and obligate increments (usually 1 Oct for increments after initial award.)
11	Enter the Value of each increment (If the project is less than $250M enter the PA as 1st Increment)

Chart	Fund	Obligate	Fund mmm-yr	Obligate mmm-yr	Months	Increment	Obligate	SIOH	Other
Begin	1-Oct-24		Oct-24		0		-	-	-
1st Increment FY25	31-Jan-25	30-Apr-27	Jan-25	Apr-27	21	96,000	82,992	8,640	4,368
2nd Increment FY27	1-Oct-26	30-Apr-27	Oct-26	Apr-27	9	27,000	23,342	2,430	1,229
3rd Increment FY28	1-Oct-27	31-Jan-28	Oct-27	Jan-28	24	180,000	155,610	16,200	8,190
4th Increment FY29	1-Oct-28	31-Jan-29	Oct-28	Jan-29	-21	60,000	51,870	5,400	2,730
5th Increment FY30	1-Oct-29	31-Jan-30	Oct-29	Jan-30	24	37,314	32,258	3,358	1,698
End	26-Jan-32	26-Jan-32	Jan-32	Jan-32	0		-	-	-
Total					**57**	**400,314**	**346,071**	**36,028**	**18,214**

Spend Plan CAO: 23-Mar-26

Project Title:	PDI: RUNWAY EXTENSION (YAP) Inc
Installation:	Yap Intl Airport
Program Year	2025
Project #	YAAD229010

All Cost in thousands

Notes	
Note 1:	Assumes initial appropriation is enacted by Congress Jan FY 2025.
Note 2:	Assumes funds are available for obligation by 31 January of the execution year and by 31 October for subsequent years.
Note 3:	Assumes ALL project funds (contract, SIOH, contingency, etc) are obligated NLT 6 months prior to project end
Note 4	Assumes contract award in April 2027 and contract completion January 2032; duration 57 months.
Note 5	Assumes Agent will retain 1% of project obligations for a final payment

Shift	0	Shift Adjusts distribu
Curve	1.0000	Curve adjusts for bel
Magnitude	$ 400,314	Chart Factor (aka Pr
99% Outlay	$ 396,311	(assume Agent withh
Total Outlay	$ 4,950	Total Distributior
Mean	2	
Std Dev	1	

Chart Begin Oct-24	FUNDING (note 1)		OBLIGATION (note 2-3)		OUTLAYS (note 4-5)			Using Std Dev Outlay Dist		
Month	Enacted	Cumulative	Obligated	Cumulative	Monthly	Cumulative		Month #	Standard Dist Monthly Amount	Cumulative Stan Dist Outlay
Oct-24	-	-	-	-	-	-				
Nov-24	-	-	-	-	-	-				
Dec-24	-	-	-	-	-	-				
Jan-25	96,000	96,000	-	-	-	-				
Feb-25	-	96,000	-	-	-	-				
Mar-25	-	96,000	-	-	-	-			-	-
Apr-25	-	96,000	-	-	-	-			-	-
May-25	-	96,000	-	-	-	-			-	-
Jun-25	-	96,000	-	-	-	-			-	-
Jul-25	-	96,000	-	-	-	-			-	-
Aug-25	-	96,000	-	-	-	-			-	-
Sep-25	-	96,000	-	-	-	-			-	-
Oct-25	-	96,000	-	-	-	-			-	-
Nov-25	-	96,000	-	-	-	-			-	-
Dec-25	-	96,000	-	-	-	-			-	-
Jan-26	-	96,000	-	-	-	-			-	-
Feb-26	-	96,000	-	-	-	-			-	-
Mar-26	-	96,000	-	-	-	-			-	-
Apr-26	-	96,000	-	-	-	-			-	-
May-26	-	96,000	-	-	-	-			-	-
Jun-26	-	96,000	-	-	-	-			-	-
Jul-26	-	96,000	-	-	-	-			-	-
Aug-26	-	96,000	-	-	-	-			-	-
Sep-26	-	96,000	-	-	-	-			-	-
Oct-26	27,000	123,000	-	-	-	-			-	-
Nov-26	-	123,000	-	-	-	-			-	-
Dec-26	-	123,000	-	-	-	-			-	-
Jan-27	-	123,000	-	-	-	-			-	-
Feb-27	-	123,000	-	-	-	-			-	-
Mar-27	-	123,000	-	-	-	-			-	-
Apr-27	-	123,000	106,334	106,334	-	-		1	-	-
May-27	-	123,000	1,064	107,397	-	-		2	-	-
Jun-27	-	123,000	1,064	108,461	60,900	60,900		3	60,900	60,900
Jul-27	-	123,000	1,064	109,524	4,500	65,400		4	4,500	65,400
Aug-27	-	123,000	1,064	110,588	4,950	70,350		5	4,950	70,350
Sep-27	-	123,000	1,064	111,651	5,445	75,795		6	5,445	75,795
Oct-27	180,000	303,000	1,064	112,715	5,990	81,785	195,971	7	5,990	81,785
Nov-27	-	303,000	1,064	113,779	6,589	88,374		8	6,589	88,374
Dec-27	-	303,000	1,064	114,842	7,248	95,622		9	7,248	95,622
Jan-28	-	303,000	156,674	271,516	7,973	103,595		10	7,973	103,595
Feb-28	-	303,000	1,064	272,579	8,770	112,365		11	8,770	112,365
Mar-28		303,000	1,064	273,643	9,647	122,012		12	9,647	122,012
Apr-28	-	303,000	1,064	274,706	10,612	132,624		13	10,612	132,624
May-28	-	303,000	1,064	275,770	11,673	144,297		14	11,673	144,297
Jun-28	-	303,000	1,064	276,834	12,840	157,137		15	12,840	157,137
Jul-28	-	303,000	1,064	277,897	14,124	171,261		16	14,124	171,261
Aug-28	-	303,000	1,064	278,961	15,536	186,797		17	15,536	186,797
Sep-28	-	303,000	1,064	280,024	17,090	203,887		18	17,090	203,887
Oct-28	60,000	363,000	1,064	281,088	18,799	222,686		19	18,799	222,686
Nov-28	-	363,000	1,064	282,151	16,919	239,605		20	16,919	239,605
Dec-28	-	363,000	1,064	283,215	15,227	254,832		21	15,227	254,832
Jan-29	-	363,000	52,934	336,149	13,704	268,536		22	13,704	268,536
Feb-29	-	363,000	1,064	337,212	12,334	280,870		23	12,334	280,870
Mar-29		363,000	1,064	338,276	11,101	291,971		24	11,101	291,971
Apr-29	-	363,000	1,064	339,339	8,881	300,852		25	8,881	300,852
May-29	-	363,000	1,064	340,403	7,993	308,845		26	7,993	308,845
Jun-29	-	363,000	1,064	341,466	7,194	316,039		27	7,194	316,039
Jul-29	-	363,000	1,064	342,530	6,475	322,514		28	6,475	322,514
Aug-29	-	363,000	1,064	343,594	5,828	328,342		29	5,828	328,342
Sep-29	-	363,000	1,064	344,657	5,245	333,587		30	5,245	333,587
Oct-29	37,314	400,314	1,064	345,721	4,721	338,308		31	4,721	338,308
Nov-29	-	400,314	1,064	346,784	4,249	342,557		32	4,249	342,557
Dec-29	-	400,314	1,064	347,848	3,824	346,381		33	3,824	346,381
Jan-30	-	400,314	33,322	381,169	3,442	349,823		34	3,442	349,823
Feb-30	-	400,314	1,064	382,233	3,098	352,921		35	3,098	352,921
Mar-30		400,314	1,064	383,297	2,788	355,709		36	2,788	355,709
Apr-30	-	400,314	1,064	384,360	2,509	358,218		37	2,509	358,218
May-30	-	400,314	1,064	385,424	2,258	360,476		38	2,258	360,476
Jun-30	-	400,314	1,064	386,487	2,032	362,508		39	2,032	362,508
Jul-30	-	400,314	1,064	387,551	2,032	364,540		40	2,032	364,540
Aug-30	-	400,314	1,064	388,614	2,032	366,572		41	2,032	366,572
Sep-30	-	400,314	1,064	389,678	2,032	368,604		42	2,032	368,604
Oct-30	-	400,314	1,064	390,742	2,032	370,636		43	2,032	370,636
Nov-30	-	400,314	1,064	391,805	2,032	372,668		44	2,032	372,668
Dec-30	-	400,314	1,064	392,869	2,032	374,700		45	2,032	374,700
Jan-31	-	400,314	1,064	393,932	2,032	376,732		46	2,032	376,732
Feb-31	-	400,314	1,064	394,996	2,032	378,764		47	2,032	378,764
Mar-31		400,314	1,064	396,059	2,032	380,796	400,314	48	2,032	380,796
Apr-31	-	400,314	1,064	397,123	2,032	382,828		49	2,032	382,828
May-31	-	400,314	1,064	398,187	2,032	384,860		50	2,032	384,860
Jun-31	-	400,314	1,064	399,250	2,032	386,892		51	2,032	386,892
Jul-31	-	400,314	1,064	400,314	2,032	388,924		52	2,032	388,924
Aug-31	-	400,314	-	400,314	2,032	390,956		53	2,032	390,956
Sep-31	-	400,314	-	400,314	2,032	392,988		54	2,032	392,988
Oct-31	-	400,314	-	400,314	2,032	395,020		55	2,032	395,020
Nov-31	-	400,314	-	400,314	2,032	397,052		56	2,032	397,052
Dec-31	-	400,314	-	400,314	2,032	399,084		57	2,032	399,084
Jan-32	-	400,314	-	400,314	1,230	400,314		58	1,230	400,314

400,314

PDI: RUNWAY EXTENSION (YAP) Inc

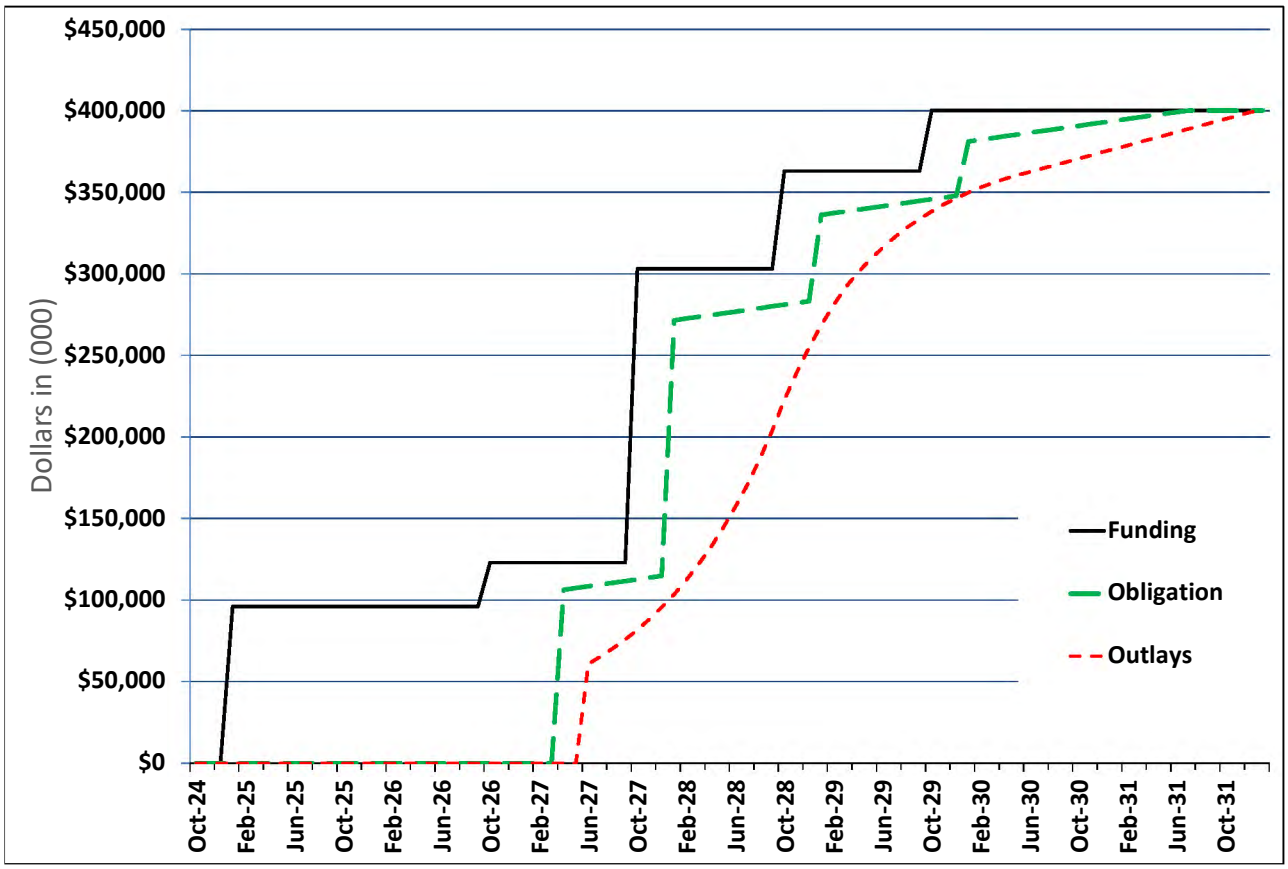

1. COMPONENT	FY 2027 MILITARY CONSTRUCTION PROGRAM	2. DATE (YYYYMMDD)
AIR FORCE		20260319

3. INSTALLATION AND LOCATION	4. COMMAND	5. AREA CONTRUCTION COST INDEX
KADENA AIR BASE, JAPAN	PACIFIC AIR FORCE	1.85

6. PERSONNEL		(1) PERMANENT			(2) STUDENTS			(3) SUPPORTED			(4) TOTAL
		OFFICER	ENLISTED	CIVILIAN	OFFICER	ENLISTED	CIVILIAN	OFFICER	ENLISTED	CIVILIAN	
a. AS OF	30-Sep-25	747	5,939	2,417	0	1	0	8	15	831	9,958
b. END FY	30-Sep-31	785	6,374	2,426	0	1	0	8	15	831	10,440

7. INVENTORY DATA *($000)*

a. TOTAL ACREAGE	16,023.00
b. INVENTORY TOTAL AS OF 19-Mar-26	35,259,241.84
c. AUTHORIZATION NOT YET IN INVENTORY	4,750,000.00
d. AUTHORIZATION REQUESTED IN THIS PROGRAM	99,000.00
e. AUTHORIZATION INCLUDED IN FOLLOWING PROGRAM	0.00
f. PLANNED IN NEXT THREE PROGRAM YEARS	452,000.00
g. REMAINING DEFICIENCY	0.00
h. GRAND TOTAL	40,560,241.84

8. PROJECTS REQUESTED IN THIS PROGRAM

a. CATEGORY			b. COST ($000)	c. DESIGN STATUS	
(1) CODE	(2) PROJECT TITLE	(3) SCOPE		(1) START	(2) COMPLETE
131-111	Theater Strategic Communications Hub	4,698 SM	99,000	07/25	

9. FUTURE PROJECTS

730773 Chapel Center (2,333 SM, $53,000)
442758 Aircraft Parts Storage North (4,668 SM, $88,000)
813231 Electrical Substation and Distribution Line (2,183 SM, 15,000)
211179 Fuel Systems Maintenance Dock (3,417 SM 96,000)
141784 Aerial Port Complex (17,932 SM 200,000)

10. MISSION OR MAJOR FUNCTIONS

Operating from the largest U.S. installation in the Asia-Pacific region, the 18th Wing defends U.S. and Japanese mutual interests by providing a responsive staging and operational air base with integrated, deployable, forward-based air power. Strategy used to employ this mission centers around 83 aircraft comprised of tactical fighter squadrons with F-15 aircraft, tanker squadron with KC-135 aircraft, aerospace rescue and recovery squadron with HH-60W aircraft, AWACS squadron with E-3 aircraft, JSTARS squadron with E-8 aircraft, and recon squadron with RC-135 aircraft.

Partner units include the 353rd Special Operations Wing with MC-130J aircraft and 733rd Air Mobility Squadron with transient C-130 and C-5 aircraft.

11. OUTSTANDING POLLUTION AND SAFETY DEFICIENCIES

None.

DD FORM 1390, JUL 1999

PREVIOUS EDITION IS OBSOLETE.

1. COMPONENT	FY 2027 MILITARY CONSTRUCTION PROJECT DATA	2. DATE
AIR FORCE		MARCH 2026

3. INSTALLATION AND LOCATION	4. PROJECT TITLE
KADENA AIR BASE JAPAN	THEATER STRATEGIC COMMUNICATIONS HUB

5. PROGRAM ELEMENT	6. CATEGORY CODE	7. PROJECT NUMBER	8. PROJECT COST ($000)
91211F	131-111	LXEZ193439	99,000

9. COST ESTIMATES

150.4415 YEN/US$ ITEM	UM	QUANTITY	UNIT COST	COST($000)
PRIMARY FACILITIES				62,316
TELECOMMUNICATIONS FACILITY (131-111)	SM	4,698	12,901	(60,609)
CYBERSECURITY OF FACILITY-RELATED CONTROL SYS	LS			(1,707)
SUPPORTING FACILITIES				25,485
UTILITIES	LS			(5,569)
ROADS, SIDEWALKS, AND PARKING	LS			(1,877)
SITE IMPROVEMENTS	LS			(2,808)
COMMUNICATIONS	LS			(3,083)
DEMOLITION	SM	5,088	1,024	(5,210)
GENERATOR	KW	1,600	1,166	(1,866)
PASSIVE FORCE PROTECTION MEASURES	LS			(950)
ARCHEOLOGICAL MONITORING/ENV MITIGATION	LS			(269)
SPECIAL DRILLED PIER FOUNDATION	LS			(3,853)
SUBTOTAL				87,801
CONTINGENCY (5.00%)				4,390
TOTAL CONTRACT COST				92,191
SUPERVISION, INSPECTION AND OVERHEAD (7.30%)				6,730
TOTAL REQUEST				98,921
TOTAL REQUEST (ROUNDED)				99,000
EQUIPMENT FROM OTHER APPROPRIATIONS (NON-ADD)				(3,827)

10. DESCRIPTION OF PROPOSED CONSTRUCTION

Construct a Consolidated Communications Facility to support theater communications for PACOM/PACAF with administrative and communications hub component. The facility consists of a single-story structure and a basement floor to be designed as a hardened facility. The structure will be made of reinforced concrete walls, floor, and roof slabs. Supporting facilities include utilities, site improvements, pavements, communications, fencing, exterior lighting, special foundations, generator, environmental mitigation, archeological monitoring, and demolition work. A generator is authorized according to Air Force Instruction 32-1062. The project demolishes buildings 400 (3,528 SM), 402 (186 SM), and 404 (1,374 SM) (Total: 5,088 SM). Facilities will be designed as permanent construction in accordance with Department of War Unified Facilities Criteria 1-200-01, General Building requirements. This project will comply with Department of War antiterrorism/ force protection requirements per Unified Facilities Criteria 4-010-01. Demolish 3 buildings at Kadena Air Base, JA (5,088 Total m2).

Air Conditioning: 126 Tons

11. REQ: 14,191 SM ADQT: 2,714 SM SUBSTD: 6,536 SM

PROJECT:
Theater Strategic Communications Hub

REQUIREMENT:
An adequately sized and configured Consolidated Communications Facility is required for the 18th Communications Squadron at Kadena Air Base. This facility will provide space for the communications hub and administrative functions

1. COMPONENT	FY 2027 MILITARY CONSTRUCTION PROJECT DATA	2. DATE
AIR FORCE		MARCH 2026

3. INSTALLATION AND LOCATION	4. PROJECT TITLE
KADENA AIR BASE JAPAN	THEATER STRATEGIC COMMUNICATIONS HUB

5. PROGRAM ELEMENT	6. CATEGORY CODE	7. PROJECT NUMBER	8. PROJECT COST ($000)
91211F	131-111	LXEZ193439	99,000

required to support the communications node. The communications hub includes tech control, secure communications, and associated cabling and infrastructure. A back-up generator and uninterruptable power supply is required for system resiliency. The communications hub and controlled areas will be located in the basement for increased protection and administration functions located at ground level. Administrative spaces are required for the 18th Communications Squadron Command Section, Operations Flight, Plans and Resources Flight, Quality Assurance, and Defense Information Systems Agency (DISA). The facility is the communications node for Kadena Air Base, providing voice and data communications for the 18th Wing and its partner units. The 18th Wing, the Air Forces largest combat support Wing, provides premier counter air, air refueling, command and control, and combat search and rescue from a strategic forward base, while also strengthening regional alliances through joint, bilateral, and multilateral engagement and ambassadorship. The 18th Communications Squadron is the second largest communications squadron in the Air Force. The telecommunications facility maintains and operates mission networks, satellite systems, radios, telephone systems, and joint circuit infrastructure in support of the 18th Wing and
PACOM/PACAF theater communications missions. This is not a tenant or supported service requirement.

CURRENT SITUATION:

Building 400, the existing communications facility, is a 75-year-old facility that was constructed in 1951. It has numerous documented deficiencies including the heating, ventilation and air conditioning system, electrical system, and the concrete structure. The Base Safety office has assigned a Risk Assessment Code (RAC) 1 due to these deficiencies. Over the course of 24 months, 4 major power outages, totaling 163 hours of network downtime/degradation, have been associated with electrical and mechanical systems, and cost $575K to repair/reconstitute services. A total of 92 work orders has been opened for additional issues. Additionally, work on building 400 systems has required 66 visits and 1,471 man-hours from Civil Engineering. Building 400 has had several recent cases of ceiling spalls dropping concrete pieces into occupied areas increasing safety concerns for personnel and communications equipment. A major renovation project to bring it up to standards would require relocation of all communications equipment which would disable much of Kadena Air Bases Non-secure Internet Protocol (NIPR) and Secure Internet Protocol (SIPR) connectivity. The last major renovation project accomplished in building 400 was installation of heating, ventilation, and air conditioning system in 2009.

IMPACT IF NOT PROVIDED:

Building 400 provides a path for all communications on Kadena Air Base and 72 percent of all off-island joint Department of War communications. The majority of all joint Department of War communications internal to Okinawa will also pass through building 400. Failure of support facilities (HVAC, electrical, grounding, and generator) seriously degrades command and control capabilities for 16 Department of War installations and approximately 23,000 joint warfighters on Okinawa, thereby, significantly limiting the United States

1. COMPONENT	FY 2027 MILITARY CONSTRUCTION PROJECT DATA	2. DATE
AIR FORCE		MARCH 2026

3. INSTALLATION AND LOCATION	4. PROJECT TITLE
KADENA AIR BASE JAPAN	THEATER STRATEGIC COMMUNICATIONS HUB

5. PROGRAM ELEMENT	6. CATEGORY CODE	7. PROJECT NUMBER	8. PROJECT COST ($000)
91211F	131-111	LXEZ193439	99,000

efforts to engage regional threats and defend Okinawa across all domains (land, sea, air, space, and cyber). The existing facility will not have the capability to support the communications missions that directly support PACOM/PACAFs theater stability and positioning for contingency objectives.

ADDITIONAL:

This project meets applicable criteria/scope specified in Department of the Air Force Manual 32-1084, Standard Facility Requirements. This design shall conform to criteria established in the Air Force Corporate Facilities Standards, the Installation Facilities Standards, but will not employ a standard facility design because there is no Air Force standard facility design for this project, and there is no applicable standard design from AFCEC All reasonable alternatives were considered during the development of this project to include status quo, add/alter, and new construction. and new construction. An approved Economic Analysis determined new construction as the only viable option to meet this requirement. Sustainable principles, to include life-cycle cost-effective practices, will be integrated into the design, development, and construction of the project in accordance with Unified Facilities Criteria 1-200-02, High Performance and Sustainable Building Requirements. This includes preparation of a life-cycle cost analysis for energy consuming systems, renewable energy generating systems, or whenever life-cycle cost effective is selected as the reason any requirement of Unified Facilities Criteria 1-200-02 is partially compliant or not applicable. This project does not fall within or partly within the 100-year floodplain. This project is eligible for host nation funding; however, the US Forces Command states the project has extremely little chance of being funded in the foreseeable future. Facility is sited in accordance with the Installation Development Plan and is within a compatible land use area. Facility is sited in accordance with the Installation Development Plan and is within a compatible land use area. Supporting Facilities exceed 25% of the Primary Facilities total due to the requirement for special foundations, existence of lead-based paint and asbestos in the facilities to be demolished, and the Government of Japan requirement to accomplish archeological monitoring on the construction site. The construction growth offset for this requirement is -390 square feet.

JOINT USE CERTIFICATION: Mission Requirements, operational considerations, and location are incompatible with use by other components.

Facility Condition Index: 79

1. COMPONENT	FY 2027 MILITARY CONSTRUCTION PROJECT DATA	2. DATE
AIR FORCE		MARCH 2026

3. INSTALLATION AND LOCATION	4. PROJECT TITLE
KADENA AIR BASE JAPAN	THEATER STRATEGIC COMMUNICATIONS HUB

5. PROGRAM ELEMENT	6. CATEGORY CODE	7. PROJECT NUMBER	8. PROJECT COST ($000)
91211F	131-111	LXEZ193439	99,000

12. SUPPLEMENTAL DATA:

A. Estimated Execution Data:

(1) Acquisition Strategy: Design-Bid-Build

(2) Design Data

(a) Design or Request for Proposal(RFP) Started:	AUG/2025
(b) Percent of Design Completed as of SEP 2025:	15%
(c) Percent of Design Completed as of JAN 2026:	35%
(d) Design or RFP Complete:	SEP/2026
(e) Total Design Cost ($000):	14,850
(f) Energy Study and/or Life Cycle Cost Analysis	YES
(g) Standard or Definitive Design Used?	NO

(3) Construction Data:

(a) Contract Award:	OCT/2026
(b) Construction Start:	JAN/2028
(c) Construction Complete:	DEC/2029

B. Equipment associated with this project which will be provided from other appropriations:

Equipment Nomenclature	Procuring Appropriation	Fiscal Year Appropriated Or Requested	Cost ($000)
Furniture, Fixtures, & Comm Eq	3400	2029	3,827

MILCON Work-in-Progress (WIP) Curve – Automated Spend Plan

Project Information	
Project Title	THEATER STRATEGIC COMMUNICATIONS HUB
Installation	Kadena AB, Japan
Program Year (FY)	2027
Project #	LXEZ193439

Financial Inputs & Derived Amounts ($000)	
Programmed Amount (PA)	99,000
SIOH Rate	7.3%
Contingency Rate	5.0%
SIOH Amount	7,227
Contingency Amount	4,950
Construction (PA less SIOH & Cont)	86,823
Total Increments	1
Key Dates (Calculated)	
Begin Date (FY Start)	Oct 1, 2026
Award Date (Assumed)	Apr 1, 2027
Complete Date (Award + POP; set to 1st of month)	Mar 1, 2029
Award Month (1st of month)	Apr 1, 2027
Complete Month (1st of month)	Mar 1, 2029
Period of Performance	730

Funding & Obligation Increments ($000)

Increment	Amount ($000)	Funding Date	Obligation Date
Increment 1	99,000	Jan 1, 2027	Apr 1, 2027
Total Funding	99,000	Check vs PA	0

Outlay Curve Controls (Adjust if needed)	
Outlay Curve Steepness (k)	8.0
Normalized Logistic Base (t=0)	0.01798621
Normalized Logistic Top (t=1)	0.98201379
Total Outlay ($000) (assumed = PA)	99,000

Monthly Cash Flow (Automated from Spend Plan)

Project: THEATER STRATEGIC COMMUNICATIONS HUB

Month	Funding ($000)	Obligation ($000)	Outlay ($000)	Cumulative Funding	Cumulative Obligation	Cumulative Outlay
Oct 2026	0	0	0	0	0	0
Nov 2026	0	0	0	0	0	0
Dec 2026	0	0	0	0	0	0
Jan 2027	99,000	0	0	99,000	0	0
Feb 2027	0	0	0	99,000	0	0
Mar 2027	0	0	0	99,000	0	0
Apr 2027	0	99,000	713	99,000	99,000	713
May 2027	0	0	978	99,000	99,000	1,690
Jun 2027	0	0	1,333	99,000	99,000	3,023
Jul 2027	0	0	1,802	99,000	99,000	4,825
Aug 2027	0	0	2,406	99,000	99,000	7,231
Sep 2027	0	0	3,163	99,000	99,000	10,394
Oct 2027	0	0	4,073	99,000	99,000	14,468
Nov 2027	0	0	5,108	99,000	99,000	19,576
Dec 2027	0	0	6,196	99,000	99,000	25,772
Jan 2028	0	0	7,220	99,000	99,000	32,991
Feb 2028	0	0	8,029	99,000	99,000	41,021
Mar 2028	0	0	8,479	99,000	99,000	49,500
Apr 2028	0	0	8,479	99,000	99,000	57,979
May 2028	0	0	8,029	99,000	99,000	66,009
Jun 2028	0	0	7,220	99,000	99,000	73,228
Jul 2028	0	0	6,196	99,000	99,000	79,424
Aug 2028	0	0	5,108	99,000	99,000	84,532
Sep 2028	0	0	4,073	99,000	99,000	88,606
Oct 2028	0	0	3,163	99,000	99,000	91,769
Nov 2028	0	0	2,406	99,000	99,000	94,175
Dec 2028	0	0	1,802	99,000	99,000	95,977
Jan 2029	0	0	1,333	99,000	99,000	97,310
Feb 2029	0	0	978	99,000	99,000	98,287
Mar 2029	0	0	713	99,000	99,000	99,000
TOTAL	**99,000**	**99,000**	**99,000**			

Cumulative WIP Curve

Project: THEATER STRATEGIC COMMUNICATIONS HUB
Program Year: 2027

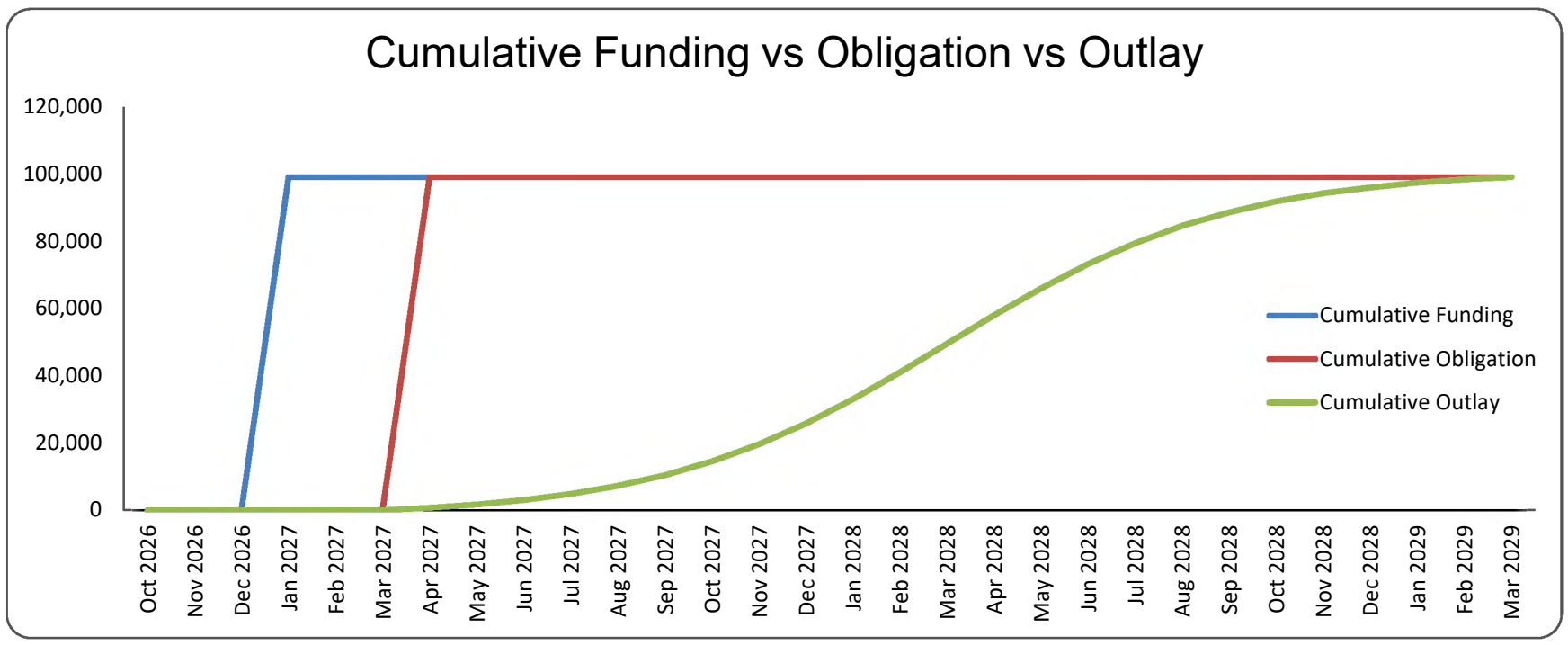

1. COMPONENT	FY 2027 MILITARY CONSTRUCTION PROGRAM	2. DATE (YYYYMMDD)
AIR FORCE		20260326

3. INSTALLATION AND LOCATION	4. COMMAND	5. AREA CONTRUCTION COST INDEX
MORON AIR BASE, SPAIN	UNITED STATES AIR FORCES IN EUROPE	1.04

6. PERSONNEL	(1) PERMANENT			(2) STUDENTS			(3) SUPPORTED			(4) TOTAL
	OFFICER	ENLISTED	CIVILIAN	OFFICER	ENLISTED	CIVILIAN	OFFICER	ENLISTED	CIVILIAN	
a. AS OF 30-SEP-25	10	135	324	0	0	0	30	268	30	797
b. END FY	10	135	324	0	0	0	30	268	30	797

7. INVENTORY DATA ($000)	
a. TOTAL ACREAGE	3,433
b. INVENTORY TOTAL AS OF 30-SEP-25	1,594,212.00
c. AUTHORIZATION NOT YET IN INVENTORY	55,000.00
d. AUTHORIZATION REQUESTED IN THIS PROGRAM	75,500.00
e. AUTHORIZATION INCLUDED IN FOLLOWING PROGRAM	0.00
f. PLANNED IN NEXT THREE PROGRAM YEARS	0.00
g. REMAINING DEFICIENCY	95,100.00
h. GRAND TOTAL	1,819,812.00

8. PROJECTS REQUESTED IN THIS PROGRAM

a. CATEGORY			b. COST ($000)	c. DESIGN STATUS	
(1) CODE	(2) PROJECT TITLE	(3) SCOPE		(1) START	(2) COMPLETE
113-321	COMBAT PARKING APRON	122,965 SM	75,500	03/23	08/26

9. FUTURE PROJECTS

N/A

10. MISSION OR MAJOR FUNCTIONS

The Mission of Moron Air Base is to provide expeditionary combat support and expandable forward operating base to support transient/bed-down of aircraft operations; to provide the staging of aircraft and personnel in support of US and NATO plans, exercises and contingency operations; and to provide Base Operating Support to tenant units.

11. OUTSTANDING POLLUTION AND SAFETY DEFICIENCIES

N/A

1. COMPONENT	FY 2027 MILITARY CONSTRUCTION PROJECT DATA	2. DATE
AIR FORCE		MARCH 2026

3. INSTALLATION AND LOCATION	4. PROJECT TITLE
MORON AIR BASE SPAIN	COMBAT PARKING APRON

5. PROGRAM ELEMENT	6. CATEGORY CODE	7. PROJECT NUMBER	8. PROJECT COST ($000)
91211F	113-321	QUUG211016	75,500

9. COST ESTIMATES

0.9303 EURO/US$ ITEM	UM	QUANTITY	UNIT COST	COST($000)
PRIMARY FACILITIES				42,040
APRON (113-321)	SM	122,965	320	(39,372
BASE ENGINEER STORAGE SHED (219-947)	SM	372	4418	(1,643)
CYBERSECURITY OF FACILITY-RELATED CONTROL SYS	LS			(1,025)
SUPPORTING FACILITIES				22,557
PAVEMENTS	LS			(1,208)
UTILITIES	LS			(15,625)
SITE IMPROVEMENTS	LS			(4,744)
GENERATOR	KW	150	633	(95)
DEMOLITION	SM	372	2,376	(884)
SUBTOTAL				64,827
CONTINGENCY (5.00%)				3,230
TOTAL CONTRACT COST				67,827
SUPERVISION, INSPECTION AND OVERHEAD (7.30%)				4,951
POST CONSTRUCTION AWARD SERVICES				2,718
TOTAL REQUEST				75,496
TOTAL REQUEST (ROUNDED)				75,500
EQUIPMENT FROM OTHER APPROPRIATIONS (NON-ADD)				(1,200)

10. DESCRIPTION OF PROPOSED CONSTRUCTION

Construct apron addition for parking strategic bomber aircraft. Demolish Base Civil Engineer Storage Shed 1222 (372 SM) and open-storage yard that are within footprint of new apron; reconstruct shed and yard at alternate site. Pavements include apron shoulders and access road. Utilities include aviation fuel dispensing system with hydrant pits, pipeline, and pumps; water supply system; storm sewer system; electrical distribution lines; and apron tower lights with backup generators. Site improvements include site preparation, landscaping, and jet blast deflectors. Facilities will be designed as permanent construction in accordance with Department of War Unified Facilities Criteria 1-200-01, General Building requirements. This project will comply with Department of War antiterrorism/ force protection requirements per Unified Facilities Criteria 4-010-01.

11. REQ: 122,965 SM ADQT: 0 SM SUBSTD: 0

PROJECT:

COMBAT AIRCRAFT PARKING APRON

REQUIREMENT:

This project is required to enhance readiness capabilities at Moron Air Base, Spain. A key enabler for training and combat operations is substantial infrastructure, promoting a quick response and positioning of forces within prescribed response times. The expanded Strategic Bomber Aircraft parking apron will increase Moron Air Base's ability to meet future mission requirements. This project maximizes airfield capability, readiness, and safety operations. This project is required to directly improve airfield presence and bolster airfield capability and readiness supporting bilateral and multilateral exercises and training with allied partners. This will reduce time to launch and recover

aircraft during peak operations.

CURRENT SITUATION:
Moron Air Base has a large apron that allows for significant variation in non-explosive transient aircraft parking arrangements to support a wide array of operations for the United State Air Force, United States Marine Corps, and Spanish Air Force. The current apron is not capable of supporting any loaded strategic bombers due to limiting factors associated with unrelated facilities violating inhabited building safety arcs.

IMPACT IF NOT PROVIDED:
Adequate airfield infrastructure will not be available to the DoW or its allied partners, and personnel, aircraft, and resources will lack key facilities and infrastructure to support expanded airfield operations for training and contingency environments. This limitation will impede sortie generation and flying schedules, directly limiting airfield presence and impairing airfield capability and readiness. Therefore, responsiveness for bilateral and multilateral exercises and training missions would be compromised, directly limiting theater presence and impairing mission capability, readiness, and contingency support.

ADDITIONAL:
This project meets applicable criteria/scope specified in Department of the Air Force Manual 32-1084, Standard Facility Requirements. This design shall conform to criteria established in the Air Force Corporate Facilities Standards but will not employ a standard facility design because there is no Air Force standard facility design for this project, and there is no applicable standard design from Air Force Civil Engineer Center A Waiver to an Economic Analysis has been approved for this project. Sustainable principles, to include life-cycle cost-effective practices, will be integrated into the design, development, and construction of the project in accordance with Unified Facility Criteria 1-200-02, High Performance and Sustainable Building Requirements. This project does not fall within or partly within the 100-year floodplain. Facility is sited in accordance with the Installation Development Plan and is within a compatible land use area. Supporting Facilities exceed 25% of the Primary Facilities total due to the aviation fuel dispensing system. No construction growth offset is required for this project.

496th Air Base Squadron Civil Engineer: +34-955-848-604

Apron (113-321): 122,965 SM = 147,065 Square Yards
Base Engineer Storage Shed (219-947): 372 SM = 4,004 Square Feet
Demolition: 372 SM = 4,004 Square Feet

Foreign Currency Budget Rate Used: 0.9303 EUR = 1.0000 USD

JOINT USE CERTIFICATION: This facility can be used by other components on an "as available" basis; however, the scope of the project is based on Air Force requirements.

1. COMPONENT	FY 2027 MILITARY CONSTRUCTION PROJECT DATA	2. DATE
AIR FORCE		MARCH 2026

3. INSTALLATION AND LOCATION	4. PROJECT TITLE
MORON AIR BASE SPAIN	COMBAT PARKING APRON

5. PROGRAM ELEMENT	6. CATEGORY CODE	7. PROJECT NUMBER	8. PROJECT COST ($000)
91211F	113-321	QUUG211016	75,500

12. SUPPLEMENTAL DATA:

A. Estimated Execution Data:

(1) Acquisition Strategy: Design-Bid-Build

(2) Design Data

(a) Design or Request for Proposal(RFP) Started:	MAR/2023
(b) Percent of Design Completed as of SEP 2025:	35%
(c) Percent of Design Completed as of JAN 2026:	65%
(d) Design or RFP Complete:	AUG/2026
(e) Total Design Cost ($000):	4,100
(f) Energy Study and/or Life Cycle Cost Analysis	NO
(g) Standard or Definitive Design Used?	NO

(3) Construction Data:

(a) Contract Award:	MAY/2027
(b) Construction Start:	JUN/2027
(c) Construction Complete:	APR/2030

B. Equipment associated with this project which will be provided from other appropriations:

Equipment Nomenclature	Procuring Appropriation	Fiscal Year Appropriated Or Requested	Cost ($000)
Pantographs	3080	2028	1,200

1. COMPONENT	FY 2027 MILITARY CONSTRUCTION PROGRAM	2. DATE (YYYYMMDD)
AIR FORCE		20260326

3. INSTALLATION AND LOCATION	4. COMMAND	5. AREA CONTRUCTION COST INDEX
EARECKSON AS WAKE ISLAND AIRFIELD SITE 1	PACIFIC AIR FORCE	4.72

6. PERSONNEL		(1) PERMANENT			(2) STUDENTS			(3) SUPPORTED			(4) TOTAL
		OFFICER	ENLISTED	CIVILIAN	OFFICER	ENLISTED	CIVILIAN	OFFICER	ENLISTED	CIVILIAN	
a. AS OF	30-Sep-25	1	2	0	0	0	0	0	0	55	58
b. END FY	30-Sep-31	1	2	0	0	0	0	0	0	55	58

7. INVENTORY DATA *($000)*

a. TOTAL ACREAGE	2,600.00
b. INVENTORY TOTAL AS OF 05-Mar-26	3,458,044.00
c. AUTHORIZATION NOT YET IN INVENTORY	0.00
d. AUTHORIZATION REQUESTED IN THIS PROGRAM	335,000.00
e. AUTHORIZATION INCLUDED IN FOLLOWING PROGRAM	343,000.00
f. PLANNED IN NEXT THREE PROGRAM YEARS	61,000.00
g. REMAINING DEFICIENCY	0.00
h. GRAND TOTAL	4,197,044.00

8. PROJECTS REQUESTED IN THIS PROGRAM

a. CATEGORY			b. COST ($000)	c. DESIGN STATUS	
(1) CODE	(2) PROJECT TITLE	(3) SCOPE		(1) START	(2) COMPLETE
113-321	PDI: AIRCRAFT PARKING APRON (WAKE) PHASE 1, INC	53,000 SM	129,000	11/2023	10/2025

9. FUTURE PROJECTS

113-321 PDI: AIRCRAFT PARKING APRON (WAKE) PHASE 1, INC (53,000 SM / $206,000)
141-784 PDI: NEW BASE OPERATIONS FACILITY (3029 SM/ $198,000)

R&M Unfunded Requirements: Not available.

10. MISSION OR MAJOR FUNCTIONS

Wake Island is a vital strategic link in the Pacific region and serves as a trans-Pacific refueling stop for military aircraft. Several Department of War agencies also maintain programs and assets on the island; the Missile Defense Agency runs a set of launch sites and storage facilities for equipment such as the Army's Terminal High Altitude Area Defense missile launchers, the Defense Threat Reduction Agency monitors for atmospheric and seismic evidence of nuclear launch tests, and the National Oceanic and Atmospheric Agency monitors tidal patterns and sea levels.

11. OUTSTANDING POLLUTION AND SAFETY DEFICIENCIES

N/A

DD FORM 1390, JUL 1999

PREVIOUS EDITION IS OBSOLETE.

1. COMPONENT	FY 2027 MILITARY CONSTRUCTION PROJECT DATA	2. DATE
AIR FORCE		MARCH 2026

3. INSTALLATION AND LOCATION	4. PROJECT TITLE
WAKE ISLAND AIRFIELD SITE 1 WAKE ISLAND	PDI: AIRCRAFT PARK. APRON (WAKE) PHASE 1, INC

5. PROGRAM ELEMENT	6. CATEGORY CODE	7. PROJECT NUMBER	8. PROJECT COST ($000)
91211F	113-321	YGFZ220002PA	AUTH: 335,000 APPR: 129,000

9. COST ESTIMATES

1.0000 U.S. DOLLAR/US$ ITEM	UM	QUANTITY	UNIT COST	COST($000)
PRIMARY FACILITIES				133,377
APRON (113-321)	SM	53,000	1,924	(101,972)
SHOULDER, PAVED (116-642)	SM	5,800	1,397	(8,103)
FIRE CRASH/RESCUE STATION (130-142)	SM	1,113	19,844	(22,086)
EMERGENCY ELECTRIC POWER GENERATION PLANT (811-147)	KW	200	4,680	(936)
CYBERSECURITY OF FACILITY-RELATED CONTROL SYS	LS			(280)
SUPPORTING FACILITIES				156,678
SPECIAL CONSTRUCTION FEATURES	LS			(40,768)
UTILITIES	LS			(11,130)
SITE PREPARATION	LS			(15,101)
ROADS, SIDEWALKS, AND PARKING	LS			(11,142)
SITE IMPROVEMENTS	LS			(34,134)
COMMUNICATIONS	LS			(2,944)
DEMOLITION	SM	1,900	4,081	(7,753)
GENERATOR	KW	200	2,416	(483)
LOGISTIC SUPPORT COST	LS			(31,882)
OMSI	LS			(1,342)
SUBTOTAL				290,055
CONTINGENCY (5.00%)				14,503
TOTAL CONTRACT COST				304,558
SUPERVISION, INSPECTION AND OVERHEAD (9.00%)				27,410
DESIGN DURING CONSTRUCTION				2,766
TOTAL REQUEST				334,734
TOTAL REQUEST (ROUNDED)				335,000
EQUIPMENT FROM OTHER APPROPRIATIONS (NON-ADD)				(975)

10. DESCRIPTION OF PROPOSED CONSTRUCTION

Construct an aircraft parking apron with associated taxiways and shoulders to increase aircraft parking capacity and support operational flying missions at Wake Island. The project includes a portland cement concrete parking apron with portland cement concrete shoulders capable of supporting four C-17 aircraft, all subgrade and subbase work, drainage, airfield lighting, grounding, mooring, marking, fencing, ramp area lighting and other necessary airfield support. Construct a new Fire Crash Rescue Station at Wake Island, consisting of maintenance and apparatus bays and training and administrative areas. The facility incorporates economical design and construction methods to enable the installation's mission. The construction includes a one-story structure with shallow continuous and individual spread footings, cast-in place concrete load bearing walls and floor slabs. The roof consists of reinforced cast-in place concrete. The facility also includes ventilation and air conditioning system, electrical, communication, a backup generator and uninterruptable power supply for system redundancy, mass notification system, fire suppression and alarm systems. Supporting facilities include all utilities; site preparation to include removal of existing pavement, removal of portions of the existing hydrant fuel system, existing vegetation, and obsolete utilities; pavements to include road relocations

1. COMPONENT	FY 2027 MILITARY CONSTRUCTION PROJECT DATA	2. DATE
AIR FORCE		MARCH 2026

3. INSTALLATION AND LOCATION	4. PROJECT TITLE
WAKE ISLAND AIRFIELD SITE 1 WAKE ISLAND	PDI: AIRCRAFT PARKING APRON (WAKE) PHASE 1, INC 1

5. PROGRAM ELEMENT	6. CATEGORY CODE	7. PROJECT NUMBER	8. PROJECT COST ($000)
91211F	113-321	YGFZ220002PA	AUTH: 335,000 APPR: 129,000

as required; site improvements; communications infrastructure; demolition; special construction features which include Munitions and Explosives of Concern / Explosives Safety Submission; Petroleum, Oil & Lubricants Aircraft Fueling and Hydrant Systems, including a hydrant loop and fuel hydrants at each parking position; a Man Camp; and other necessary supporting work to make a complete and usable facility. This project is authorized a generator, per AFI 32-1062. The project will demolish Building 1520 (33 Square Meters), Building 1522 (933 Square Meters), Building 130 (854 Square Meters), Building 201 (69 Square Meters), and Building 202 (19 Square Meters) totaling 1,908 Square Meters. Facilities will be designed as permanent construction in accordance with Department of War Unified Facilities Criteria 1-200-01. This project will comply with Department of War antiterrorism/force protection requirements per Unified Facilities Criteria 4-010-01.

Air Conditioning: 75 Tons

11. REQ: 53,000 SM ADQT: 0 SUBSTD: 1,908 SM

PROJECT:
Expand Bravo North Apron, Phase 1

REQUIREMENT:
A new permanent, adequately configured aircraft parking apron is required on Wake Island to expand aircraft parking and operating capacity. The requirement is based on Pacific Air Forces and joint services operational planning needs for the region to support planned missions and contingency operations. This project is required to improve the mission capability at Wake Island and support a wide range and variety of aircraft of all services. To ensure maximum flexibility, the accommodation of eight C-17s was used as the planning aircraft requirements. The parking apron and shoulder will be constructed in two phases. Half of the aircraft parking expansion will be constructed as part of this phase (Phase 1) and will accommodate four of the eight C-17s. The remaining four will be accommodated in a later phase (Phase 2). The construction of the apron results in the displacement of several facilities and site features including Base Civil Engineering Services, the Fuels Operations Office, Fuel Truck Parking, Fillstands, and the existing Fire Crash Rescue Station. The Fire Crash Rescue Station is required to be replaced as part of this project (Phase 1). The Base Civil Engineering Services including Carpentry/Paint Shop and Heating, Ventilation, and Air Conditioning/Electrical Shop, the Fuels Operations Office, Fillstands and Fuel Truck Parking will be replaced as part of Phase 2. Wake Island is a vital strategic link in the Pacific region and serves as a trans-Pacific refueling stop for military aircraft. Several DoW agencies also maintain programs and assets on the island; the Missile Defense Agency runs a set of launch sites and storage facilities for equipment such as the Army's Terminal High Altitude Area Defense missile launchers, the Defense Threat Reduction Agency monitors for atmospheric and seismic evidence of nuclear launch tests, and the National Oceanic and Atmospheric Agency monitors tidal patterns and sea levels. This is not a tenant or supported service requirement.

1. COMPONENT	FY 2027 MILITARY CONSTRUCTION PROJECT DATA	2. DATE
AIR FORCE		MARCH 2026

3. INSTALLATION AND LOCATION	4. PROJECT TITLE
WAKE ISLAND AIRFIELD SITE 1 WAKE ISLAND	PDI: AIRCRAFT PARKING APRON (WAKE) PHASE 1, INC 1

5. PROGRAM ELEMENT	6. CATEGORY CODE	7. PROJECT NUMBER	8. PROJECT COST ($000)
91211F	113-321	YGFZ220002PA	AUTH: 335,000 APPR: 129,000

CURRENT SITUATION:

The project site is located north of the current airfield parking aprons (Alpha and Bravo) in an area that was a former aircraft parking apron that has since been converted to industrial and storage uses. The existing aircraft parking aprons are not sized to accommodate the capacity increase required for United States Indo-Pacific Command, Pacific Air Forces, and joint services operational planning needs for the region. Alpha and Bravo aprons are utilized at full capacity and scheduling of increased transient exercises cannot be deconflicted to maintain status quo.

IMPACT IF NOT PROVIDED:

If not provided, United States Indo-Pacific Command and Pacific Air Forces will not be able to increase operational flying missions in the region to support exercises, planned missions and contingency requirements.

ADDITIONAL:

This project meets applicable criteria/scope specified in Air Force Manual 32-1084, Facility Requirements and Unified Facilities Criteria 4-730-10, Fire Stations, the Fire Station Space Program Interactive Worksheet, and United States Air Force Civil Engineer Center Facilities Dynamic Prototypes Design for Fire Station. This design shall conform to criteria established in the Air Force Corporate Facilities Standards, the Installation Facilities Standards, and all applicable federal and host nation requirements, but will not employ a standard facility design because there is no Air Force standard facility design for a Fire Station. A preliminary analysis of reasonable alternatives for accomplishing this project (status quo, renovation, addition/alteration, new construction) indicated that new construction is the most cost-effective option to meet mission requirements. Sustainable principles, to include life-cycle cost-effective practices, will be integrated into the design, development, and construction of the project in accordance with Unified Facility Criteria 1-200-02. This includes preparation of a life-cycle cost analysis for energy consuming systems, renewable energy generating systems, whenever life-cycle cost effective is selected as the reason any requirement of Unified Facility Criteria 1-200-02 is partially compliant or not applicable. This project does not fall within or partly within the 100-year flood plain. This facility is sited in accordance with the Installation Development Plan and is within a compatible land use area. Supporting facilities cost exceeds 25% of the primary facilities because several special construction elements were required, such as a Petroleum Oil & Lubricants Aircraft Fueling System, Petroleum Oil & Lubricants Hydrant System, Munitions and Explosives of Concern / Explosives Safety Submission, a Man Camp to cover housing for workers during construction, extensive heavy-duty pavement for access roads, extensive building and site demolition to prepare for the apron expansion, and extensive demolition of existing pavements. No construction growth offset is required for this project.

1. COMPONENT	FY 2027 MILITARY CONSTRUCTION PROJECT DATA	2. DATE
AIR FORCE		MARCH 2026

3. INSTALLATION AND LOCATION	4. PROJECT TITLE
WAKE ISLAND AIRFIELD SITE 1 WAKE ISLAND	PDI: AIRCRAFT PARKING APRON (WAKE) PHASE 1, INC 1

5. PROGRAM ELEMENT	6. CATEGORY CODE	7. PROJECT NUMBER	8. PROJECT COST ($000)
91211F	113-321	YGFZ220002PA	AUTH: 335,000 APPR: 129,000

APRON: 53,000 Square Meter = 570,487 Square Feet;
SHOULDER, PAVED: 5,800 Square Meter = 62,431 Square Feet;
FIRE CRASH/RESCUE STATION: 1,113 Square Meter = 11,980 Square Feet;
DEMOLITION: 1,908 Square Meter = 20,538 Square Feet.

JOINT USE CERTIFICATION: These facilities can be used by other components on an "as available" basis; however, the scope of the project is based on Air Force requirements.

Facility Condition Index: This is not a recapitalization project. No Facility Condition Index data exists for this facility type.

1. COMPONENT	FY 2027 MILITARY CONSTRUCTION PROJECT DATA	2. DATE
AIR FORCE		MARCH 2026

3. INSTALLATION AND LOCATION	4. PROJECT TITLE
WAKE ISLAND AIRFIELD SITE 1 WAKE ISLAND	PDI: AIRCRAFT PARKING APRON (WAKE) PHASE 1, INC 1

5. PROGRAM ELEMENT	6. CATEGORY CODE	7. PROJECT NUMBER	8. PROJECT COST ($000)
91211F	113-321	YGFZ220002PA	AUTH: 335,000 APPR: 129,000

12. SUPPLEMENTAL DATA:

A. Estimated Execution Data:

(1) Acquisition Strategy: Design-Bid-Build

(2) Design Data

(a) Design or Request for Proposal(RFP) Started:	NOV/2023
(b) Percent of Design Completed as of SEP 2025:	65%
(c) Percent of Design Completed as of JAN 2026:	100%
(d) Design or RFP Complete:	OCT/2025
(e) Total Design Cost ($000):	24,750
(f) Energy Study and/or Life Cycle Cost Analysis	YES
(g) Standard or Definitive Design Used?	NO

(3) Construction Data:

(a) Contract Award:	MAR/2027
(b) Construction Start:	MAY/2027
(c) Construction Complete:	JUN/2030

B. Equipment associated with this project which will be provided from other appropriations:

Equipment Nomenclature	Procuring Appropriation	Fiscal Year Appropriated Or Requested	Cost ($000)
Furnishings, Fixtures, and Equ	3400	2028	185
Casework, Built-in Equipment	3400	2028	150
Communication Equipment	3400	2028	140
Fire Station Support Equipment	3080	2028	500

C. Authorization and Appropriation Summary:

	Authorization $(000)	Auth of Approp $(000)	Appropriation $(000)
FY 2027 BUDGET REQUEST	335,000	129,000	129,000
FUTURE REQUEST	0	206,000	206,000
Total	335,000	335,000	335,000

Spend Plan CAO: 25-Mar-26

Project Title:	PDI: Aircraft Parking Apron (Wake) Phase 1, Inc
Installation:	Wake Island, USA
Program Year	2027
Project #	YGFZ220002PA

Instructions and Notes
This spreadsheet is designed to help the user develop a WIP Curve for inclusion with a project 1391. The user only needs to know the project cost and schedule. Edit The Green Fields ONLY

Financials		
PA ($000)		335,000
Initial Contract		289,608
SIOH	9.0%	30,150
SIOH / Month		914
Other (Contingency)	5.0%	15,243
Other / Month		462

Schedule	
Award	11-Mar-27
Complete	11-Jun-30
POP	1188
Months	39.0

1	Enter the Project Title, Location, and Project number
2	Enter the Date this WIP Curve is being updated
3	Enter the Project PA
4	Enter the SIOH required by the agent (6.5% for USACE FY24 and beyond)
5	Enter the contingency percentage plus other amounts withheld by the Agent
6	Enter the projected project Award Date (usually 1 Apr of the Execution FY)
7	Enter the Project Complete Date (Usually Award plus ~1000 days, use the 1st of a month)
8	Enter the Chart Begin Date (first day of the Program Year: 1-Oct-XX) (Use "Short Date" format.)
9	Enter the Dates anticipate to receive each increment of funding (usually January of the Program year, and Oct for subsequent increments)
10	Enter the Dates anticipated to Award the contract (usually 1 Apr of the Program year and obligate increments (usually 1 Oct for increments after initial award.)
11	Enter the Value of each increment (If the project is less than $250M enter the PA as 1st Increment)

Chart	Fund	Obligate	Fund mmm-yr	Obligate mmm-yr	Months	Increment	Obligate	SIOH	Other
Begin	1-Oct-26		Oct-26		0	-	-	-	-
1st Increment	1-Jan-27	11-May-27	Jan-27	May-27	9	129,000	111,521	11,610	5,870
2nd Increment	1-Oct-27	1-Feb-28	Oct-27	Feb-28	12	145,000	125,353	13,050	6,598
3rd Increment	1-Oct-28	1-Feb-29	Oct-28	Feb-29	16	61,000	52,735	5,490	2,776
4th Increment					0	-	-	-	-
5th Increment					0	-	-	-	-
End	11-Jun-30	11-Jun-30	Jun-30	Jun-30	0		-	-	-
Total					**37**	**335,000**	**289,608**	**30,150**	**15,243**

Spend Plan CAO: 25-Mar-26

Project Title:	PDI: Aircraft Parking Apron (Wake) Ph
Installation:	Wake Island, USA
Program Year	2027
Project #	YGFZ220002PA

All Cost in thousands

Chart Begin Oct-26	FUNDING (note 1)		OBLIGATION (note 2-3)		OUTLAYS (note 4-5)	
Month	**Enacted**	**Cumulative**	**Obligated**	**Cumulative**	**Monthly**	**Cumulative**
Oct-26	-	-	-	-	-	-
Nov-26	-	-	-	-	-	-
Dec-26	-	-	-	-	-	-
Jan-27	129,000	129,000	-	-	-	-
Feb-27	-	129,000	-	-	-	-
Mar-27	-	129,000	-	-	-	-
Apr-27	-	129,000	1,376	1,376	-	-
May-27	-	129,000	112,896	114,272	-	-
Jun-27	-	129,000	1,376	115,647	50,250	50,250
Jul-27	-	129,000	1,376	117,023	4,500	54,750
Aug-27	-	129,000	1,376	118,398	5,500	60,250
Sep-27	-	129,000	1,376	119,774	6,500	66,750
Oct-27	145,000	274,000	1,376	121,149	7,500	74,250
Nov-27	-	274,000	1,376	122,525	8,500	82,750
Dec-27	-	274,000	1,376	123,900	9,500	92,250
Jan-28	-	274,000	1,376	125,276	10,500	102,750
Feb-28	-	274,000	126,728	252,004	11,500	114,250
Mar-28	-	274,000	1,376	253,379	12,500	126,750
Apr-28	-	274,000	1,376	254,755	13,500	140,250
May-28	-	274,000	1,376	256,130	13,500	153,750
Jun-28	-	274,000	1,376	257,506	13,500	167,250
Jul-28	-	274,000	1,376	258,881	13,500	180,750
Aug-28	-	274,000	1,376	260,257	13,500	194,250
Sep-28	-	274,000	1,376	261,633	13,500	207,750
Oct-28	61,000	335,000	1,376	263,008	13,500	221,250
Nov-28	-	335,000	1,376	264,384	12,150	233,400
Dec-28	-	335,000	1,376	265,759	10,935	244,335
Jan-29	-	335,000	1,376	267,135	9,842	254,177
Feb-29	-	335,000	54,110	321,245	8,858	263,035
Mar-29	-	335,000	1,376	322,620	7,972	271,007
Apr-29	-	335,000	1,376	323,996	7,175	278,182
May-29	-	335,000	1,376	325,371	6,458	284,640
Jun-29	-	335,000	1,376	326,747	6,458	291,098

Notes	
Note 1:	Assumes initial appropriation is enacted by Congress Jan FY 2027.
Note 2:	Assumes funds are available for obligation by 31 January of the execution year and by 31 October for subsequent years.
Note 3:	Assumes ALL project funds (contract, SIOH, contingency, etc) are obligated NLT 6 months prior to project end
Note 4	Assumes contract award in May 2027 and contract completion November 2030; duration 42 months.
Note 5	Assumes Agent will retain 1% of project obligations for a final payment

PDI: Aircraft Parking Apron Phase 1, Wake Island

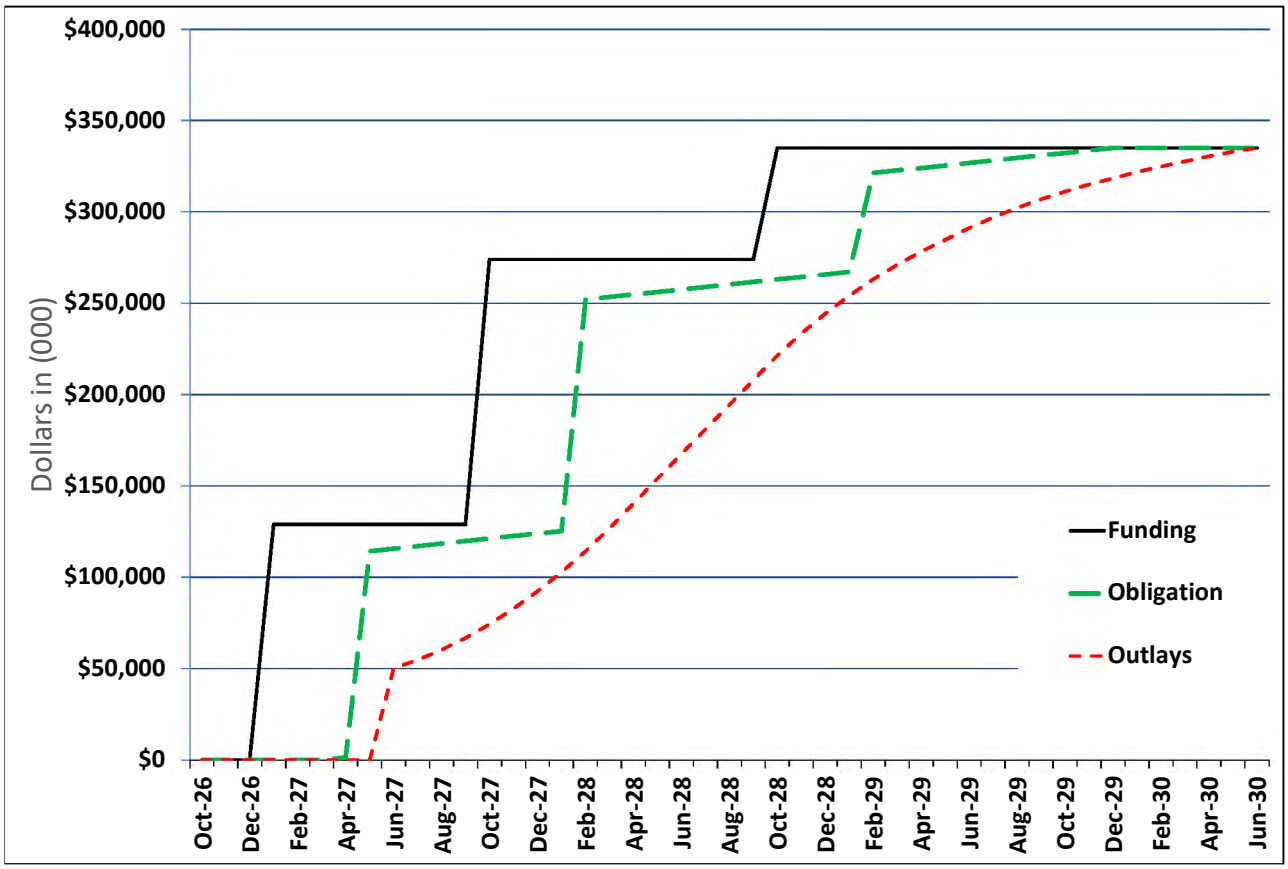

Tab - **DESIGN**

1. COMPONENT	FY 2027 MILITARY CONSTRUCTION PROJECT DATA	2. DATE
AIR FORCE		MARCH 2026

3. INSTALLATION AND LOCATION	4. PROJECT TITLE
WORLDWIDE UNSPECIFIED VARIOUS LOCATIONS	DESIGN

5. PROGRAM ELEMENT	6. CATEGORY CODE	7. PROJECT NUMBER	8. PROJECT COST ($000)
91211F	961-000	PAYZ270002	1,820,607

9. COST ESTIMATES

1.0000 U.S. DOLLAR/US$ ITEM	UM	QUANTITY	UNIT COST	COST($000)
PRIMARY FACILITIES				1,820,607
DESIGN (27110F)	LS			(751,990)
DESIGN (91211F)	LS			(403,319)
DESIGN (11233F)	LS			(316,800)
DESIGN (72207F)	LS			(160,929)
DESIGN (32021F)	LS			(40,700)
DESIGN (41221F)	LS			(27,644)
DESIGN (64015F)	LS			(26,000)
Total from Continuation page(s)				(93,225)
SUPPORTING FACILITIES				
SUBTOTAL				1,820,607
CONTINGENCY (0.00%)				0
TOTAL CONTRACT COST				1,820,607
SUPERVISION, INSPECTION AND OVERHEAD (0.00%)				0
TOTAL REQUEST				1,820,607
TOTAL REQUEST (ROUNDED)				1,820,607
EQUIPMENT FROM OTHER APPROPRIATIONS (NON-ADD)				(0)

10. DESCRIPTION OF PROPOSED CONSTRUCTION
N/A

11. REQ:	0	ADQT:	0	SUBSTD:	0

PROJECT:
As required

REQUIREMENT:
These design funds are required to complete the design of facilities for the FY 2028 Military Construction Program, initiate design of facilities for the FY 2029 Military Construction Program, and accomplish designs for major and complex technical projects with long lead-times to be included in subsequent Military Construction programs. These funds may be used for value engineering and for support of the design and construction management of projects that are funded by foreign governments and for design of classified and special programs. The funds may also be used for developing the Tri-Services Cost Estimating Guide and Unified Facilities Criteria.

1. COMPONENT	FY 2027 MILITARY CONSTRUCTION PROJECT DATA	2. DATE
AIR FORCE		MARCH 2026

3. INSTALLATION AND LOCATION	4. PROJECT TITLE
WORLDWIDE UNSPECIFIED VARIOUS LOCATIONS	DESIGN

5. PROGRAM ELEMENT	6. CATEGORY CODE	7. PROJECT NUMBER	8. PROJECT COST ($000)
91211F	961-000	PAYZ270002	1,820,607

9. COST ESTIMATES (CONTINUED)

ITEM	UM	QUANTITY	UNIT COST	COST ($000)
PRIMARY FACILITIES (CONTINUED)				
DESIGN (84701F)	LS			(26,000)
DESIGN (27147F)	LS			(18,000)
DESIGN (64183F)	LS			(17,380)
DESIGN (64033F)	LS			(15,000)
DESIGN (12110F)	LS			(12,800)
DESIGN (27142F)	LS			(4,045)
			Total	93,225

1. COMPONENT	FY 2027 MILITARY CONSTRUCTION PROJECT DATA	2. DATE
SPACE FORCE		MARCH 2026

3. INSTALLATION AND LOCATION	4. PROJECT TITLE
WORLDWIDE UNSPECIFIED VARIOUS LOCATIONS	DESIGN

5. PROGRAM ELEMENT	6. CATEGORY CODE	7. PROJECT NUMBER	8. PROJECT COST ($000)
91211S	961-000	PAYZ270010	670,005

9. COST ESTIMATES

1.0000 U.S. DOLLAR/US$ ITEM	UM	QUANTITY	UNIT COST	COST($000)
PRIMARY FACILITIES				670,005
DESIGN (961-000)	LS			(670,005)
SUPPORTING FACILITIES				
SUBTOTAL				670,005
CONTINGENCY (0.00%)				0
TOTAL CONTRACT COST				670,005
SUPERVISION, INSPECTION AND OVERHEAD (0.00%)				0
TOTAL REQUEST				670,005
TOTAL REQUEST (ROUNDED)				670,005
EQUIPMENT FROM OTHER APPROPRIATIONS (NON-ADD)				(0)

10. DESCRIPTION OF PROPOSED CONSTRUCTION
N/A

11. REQ:	0	ADQT:	0	SUBSTD:	0

PROJECT:
As required

REQUIREMENT:
These design funds are required to complete the design of facilities for the U.S. Space Force FY 2028 Military Construction Program, initiate design of facilities for the FY 2029 Military Construction Program, and accomplish planning and design for major and complex technical projects with long lead-times to be included in subsequent Military Construction programs. These funds may be used for value engineering and for support of the design and construction management of projects that are funded by foreign governments and for design of classified and special programs. The funds may also be used for developing the Tri-Services Cost Estimating Guide and Unified Facilities Criteria.

Tab - **UNSPECIFIED MINOR MILITARY CONSTRUCTION**

1. COMPONENT	FY 2027 MILITARY CONSTRUCTION PROJECT DATA	2. DATE
AIR FORCE		MARCH 2026

3. INSTALLATION AND LOCATION	4. PROJECT TITLE
WORLDWIDE UNSPECIFIED VARIOUS LOCATIONS	UNSPECIFIED MINOR MILITARY CONSTRUCTION

5. PROGRAM ELEMENT	6. CATEGORY CODE	7. PROJECT NUMBER	8. PROJECT COST ($000)
91211F	962-000	PAYZ270003	234,210

9. COST ESTIMATES

1.0000 U.S. Dollar/US$ ITEM	UM	QUANTITY	UNIT COST	COST($000)
PRIMARY FACILITIES				234,210
UNSPECIFIED MINOR MILITARY CONSTRUCTION (91211F)	LS			(207,360)
UNSPECIFIED MINOR MILITARY CONSTRUCTION (84701F)	LS			(26,850)
SUPPORTING FACILITIES				
SUBTOTAL				234,210
CONTINGENCY (0.00%)				0
TOTAL CONTRACT COST				234,210
SUPERVISION, INSPECTION AND OVERHEAD (0.00%)				0
TOTAL REQUEST				234,210
TOTAL REQUEST (ROUNDED)				234,210
EQUIPMENT FROM OTHER APPROPRIATIONS (NON-ADD)				(0)

10. DESCRIPTION OF PROPOSED CONSTRUCTION
Unspecified Minor Military Construction

11. REQ: 0 ADQT: 0 SUBSTD: 0

PROJECT:
As required

REQUIREMENT:
Minor construction projects authorized by 10 U.S. Code 2805 are military construction projects with an estimated funded cost of more than $4,000,000 and equal or less than $9,000,000 (plus applicable area cost factor). This authority provides a means of accomplishing projects that are not identified but which are anticipated to arise during FY 2027. Included would be projects to support new mission requirements, new equipment, and other essential support to US Air Force missions. The 91211F PEC includes tranches for OACs 18 ($80M), 67 ($12.9M), and 74 ($114.46M).

1. COMPONENT	FY 2027 MILITARY CONSTRUCTION PROJECT DATA	2. DATE
AIR FORCE		MARCH 2026

3. INSTALLATION AND LOCATION	4. PROJECT TITLE
WORLDWIDE UNSPECIFIED VARIOUS LOCATIONS	UNSPECIFIED MINOR MILITARY CONSTRUCTION

5. PROGRAM ELEMENT	6. CATEGORY CODE	7. PROJECT NUMBER	8. PROJECT COST ($000)
91211F	962-000	PAYZ270003	234,210

12. SUPPLEMENTAL DATA:

A. Estimated Execution Data:

(1) Acquisition Strategy:

(2) Design Data

(a) Design or Request for Proposal(RFP) Started:

(b) Percent of Design Completed as of SEP 2025: 0%

(c) Percent of Design Completed as of JAN 2026: 0%

(d) Design or RFP Complete:

(e) Total Design Cost ($000): 0

(f) Energy Study and/or Life Cycle Cost Analysis NO

(g) Standard or Definitive Design Used? NO

(3) Construction Data:

(a) Contract Award:

(b) Construction Start:

(c) Construction Complete:

1. COMPONENT	FY 2027 MILITARY CONSTRUCTION PROJECT DATA	2. DATE
SPACE FORCE		MARCH 2026

3. INSTALLATION AND LOCATION	4. PROJECT TITLE
WORLDWIDE UNSPECIFIED VARIOUS LOCATIONS	UNSPECIFIED MINOR MILITARY CONSTRUCTION

5. PROGRAM ELEMENT	6. CATEGORY CODE	7. PROJECT NUMBER	8. PROJECT COST ($000)
91211S	962-000	PAYZ270011	81,600

9. COST ESTIMATES

1.0000 U.S. Dollar/US$ ITEM	UM	QUANTITY	UNIT COST	COST($000)
PRIMARY FACILITIES				81,600
UNSPECIFIED MINOR MILITARY CONSTRUCTION (962-000)	LS			(81,600)
SUPPORTING FACILITIES				
SUBTOTAL				81,600
CONTINGENCY (0.00%)				0
TOTAL CONTRACT COST				81,600
SUPERVISION, INSPECTION AND OVERHEAD (0.00%)				0
TOTAL REQUEST				81,600
TOTAL REQUEST (ROUNDED)				81,600
EQUIPMENT FROM OTHER APPROPRIATIONS (NON-ADD)				(0)

10. DESCRIPTION OF PROPOSED CONSTRUCTION
Unspecified Minor Military Construction

11. REQ: 0 ADQT: 0 SUBSTD: 0

PROJECT:
As required

REQUIREMENT:
Minor construction projects authorized by 10 U.S. Code 2805 are military construction projects with an estimated funded cost of more than $4,000,000 and equal or less than $9,000,000 (plus applicable area cost factor). This authority provides a means of accomplishing projects that are not identified but which are anticipated to arise during FY 2027. Included would be projects to support new mission requirements, new equipment, and other essential support to US Space Force missions.

1. COMPONENT	FY 2027 MILITARY CONSTRUCTION PROJECT DATA	2. DATE
SPACE FORCE		MARCH 2026

3. INSTALLATION AND LOCATION	4. PROJECT TITLE
WORLDWIDE UNSPECIFIED VARIOUS LOCATIONS	UNSPECIFIED MINOR MILITARY CONSTRUCTION

5. PROGRAM ELEMENT	6. CATEGORY CODE	7. PROJECT NUMBER	8. PROJECT COST ($000)
91211S	962-000	PAYZ270011	81,600

12. SUPPLEMENTAL DATA:

A. Estimated Execution Data:

(1) Acquisition Strategy:

(2) Design Data

(a) Design or Request for Proposal(RFP) Started:

(b) Percent of Design Completed as of SEP 2025: 0%

(c) Percent of Design Completed as of JAN 2026: 0%

(d) Design or RFP Complete:

(e) Total Design Cost ($000): 0

(f) Energy Study and/or Life Cycle Cost Analysis NO

(g) Standard or Definitive Design Used? NO

(3) Construction Data:

(a) Contract Award:

(b) Construction Start:

(c) Construction Complete:

Tab - **RDT&E MILITARY CONSTRUCTION PROGRAM**



Department of the Air Force

Research and Development (RDT&E) Military Construction Program

Fiscal Year (FY) 2027 Budget Estimates

Justification Data Submitted to Congress
Apr 2026

THIS PAGE INTENTIONALLY LEFT BLANK

DEPARTMENT OF THE AIR FORCE
FISCAL YEAR 2027 RESEARCH AND DEVELOPMENT(RDT&E) REQUEST
TABLE OF CONTENTS

ITEM		PAGE NUMBER
1.	TABLE OF CONTENTS	358
2.	PROGRAM SUMMARY	360
3.	INDEX (LIST OF PROJECTS)	362
4.	MILITARY CONSTRUCTION PROJECTS	363

THIS PAGE INTENTIONALLY LEFT BLANK

PROGRAM SUMMARY

	AUTHORIZATION REQUEST ($000s)	APPROPRIATION REQUEST ($000s)
Military Construction		
Major Construction	**87,800**	**0**
Total Military Construction	**87,800**	**0**

THIS PAGE INTENTIONALLY LEFT BLANK

DEPARTMENT OF THE AIR FORCE
MILITARY CONSTRUCTION PROGRAM FISCAL YEAR 2027
INDEX - RESEARCH AND DEVELOPMENT (RDT&E)
(DOLLARS IN THOUSANDS)

STATE / COUNTRY	INSTALLATION	PROJECT	AUTHORIZATION REQUEST	APPROPRIATION REQUEST
FLORIDA	Eglin	JADC2 and ABMS Test Facility	87,800	0
		Eglin TOTAL:	87,800	0
		FLORIDA TOTAL:	87,800	0
		RESEARCH AND DEVELOPMENT (RDT&E) TOTAL:	87,800	0

1. COMPONENT	FY 2027 MILITARY CONSTRUCTION PROJECT DATA	2. DATE
AIR FORCE		MARCH 2026

3. INSTALLATION AND LOCATION	4. PROJECT TITLE
EGLIN AIR FORCE BASE FLORIDA	JADC2 AND ABMS TEST FACILITY

5. PROGRAM ELEMENT	6. CATEGORY CODE	7. PROJECT NUMBER	8. PROJECT COST ($000)
91211F	311-171	FTFA193202	87,800

9. COST ESTIMATES

ITEM	UM	QUANTITY	UNIT COST	COST($000)
PRIMARY FACILITIES				55,998
AIRCRAFT RESEARCH LABORATORY (311-171)	SM	6,934	6,994	(48,500)
ICD 705 PREMIUM	LS			(6,633)
CYBERSECURITY OF FACILITY-RELATED CONTROL SYS	LS			(865)
SUPPORTING FACILITIES				22,570
SITE IMPROVEMENTS	LS			(3,260)
SITE PREPARATION	LS			(1,350)
UTILITIES	LS			(6,996)
DEMOLITION	SM	6,041	285	(1,722)
GENERATOR	kW	2,600	3,554	(9,242)
SUBTOTAL				78,568
CONTINGENCY (5.00%)				3,928
TOTAL CONTRACT COST				82,496
SUPERVISION, INSPECTION AND OVERHEAD (6.50%)				5,362
DESIGN DURING CONSTRUCTION				786
TOTAL REQUEST				87,858
TOTAL REQUEST (ROUNDED)				87,800
EQUIPMENT FROM OTHER APPROPRIATIONS (NON-ADD)				(7,625)

10. DESCRIPTION OF PROPOSED CONSTRUCTION

Construct a multi-level controlled-space facility to support the Department of Air Force's (DAF) Battle Network Air Force Joint All-Domain Command and Control, Air Battle Management Systems (JADC2/ABMS). The facility will be a sprinkler-equipped facility consisting of a reinforced concrete foundation, structural steel framed, split-faced concrete masonry block and sloped standing seam metal roof. Project provides all utilities, site improvements, parking, fire detection and protection, heating/ventilation/air conditioning, secure communications, landscaping, emergency generator capabilities, and all necessary supporting work for a complete and usable facility. Sensitive and/or Special Access Program spaces shall comply with the Intelligence Community Directive 705 criteria and standards. Per AFI 32-1060, a generator authorization request will be submitted for approval by AFCEC/CF. The project will demolish building 0018 (6,401 SM) (Total: 6,401 SM). Facilities will be designed as permanent construction in accordance with Department of War Unified Facilities Criteria 1-200-01, General Building requirements. This project will comply with Department of War antiterrorism/force protection requirements per Unified Facilities Criteria 4-010-01.

Air Conditioning: 100 Tons

11. REQ: 6,934 SM ADQT: 0 SUBSTD: 6,041 SM

PROJECT:

Construct a Joint All-Domain Command and Control (JADC2) and Advanced Battle Management System (ABMS) Test Facility.

REQUIREMENT:

The challenges posed by a re-emergence of long-term strategic competition with China and Russia, the new DAF Air Force Battle Joint All-Domain Command and

1. COMPONENT	FY 2027 MILITARY CONSTRUCTION PROJECT DATA	2. DATE
AIR FORCE		MARCH 2026

3. INSTALLATION AND LOCATION	4. PROJECT TITLE
EGLIN AIR FORCE BASE FLORIDA	JADC2 AND ABMS TEST FACILITY

5. PROGRAM ELEMENT	6. CATEGORY CODE	7. PROJECT NUMBER	8. PROJECT COST ($000)
91211F	311-171	FTFA193202	87,800

Control (JADC2) mission, enabled by Advanced Battle Management System (ABMS) capabilities will allow any sensor to provide data to any shooter from any service, ally or partner from/to any domain in any situation to achieve effects against any target. Conflicts will be decided by the side with an information advantage. The US must be prepared to respond to relevant information with high velocity decision-making capabilities and capable of creating complex, simultaneous dilemmas for our adversary. JADC2/ABMS requires advanced technologies including artificial intelligence, machine learning, machine-to-machine communications, big data fusion and analytics to provide seamless, dynamic and continuous integration of capabilities generating effects in and from air, space, land, sea and cyber domains. Air Force Joint All-Domain Command and Control, Air Battle Management Systems testing including weapons and software development, integration, fielding and sustainment, requires a multi-level secure environment as well as laboratory space to all aspects of these areas. Unit activities require the facility to be sited and constructed near the current 96th Cyberspace Test Group facilities. This is not a tenant or supported service requirement.

CURRENT SITUATION:
The 96 Cyberspace Test Group (CTG) occupies multiple locations on EAFB to include buildings 85, 90, 73, multiple mobile container offices near B85, a temporary facility (B15159), and partial office space in other facilities. Secure lab space and conference space are borrowed and scheduled when available, limiting the level of capacity needed. Tests are performed away from campus due to lack of capability in occupied facilities. The 96 CTG has seen 10% growth each year with an expected continued trend. The 96 CTG has been designated the Air Force's Center of Excellence for cybersecurity testing and evaluation. New systems driven by the National Defense Strategy emphasize new concepts of Air Force Joint All-Domain Command and Control, Air Battle Management Command and Control. Integration of multiple sensors with significant advances in technology and operating at high security levels drives high security labs for testing systems of systems. These facilities need to be in a close vicinity/campus environment to leverage functional integration with concurrent cybersecurity testing.

IMPACT IF NOT PROVIDED:
The Air Force Test Center mission to conduct Developmental Test and Evaluation of air, space and cyberspace systems, and provide timely, objective and accurate information to acquisition decision makers will be diminished. There will be a direct negative impact to the warfighter's need to maintain Command, Control, Communications, Computer, Intelligence, Surveillance, and Reconnaissance, Cybersecurity, and information superiority while minimizing risks to fielding warfighter weapons systems. Current facilities and labs are not available to the level required for these new and ever advancing capabilities and the personnel needed to test and evaluate them. Splintering these tests, laboratories, and personnel between different buildings or difference bases/test sites is not cost effective and more importantly, will impact the warfighting capabilities of the Air Force and the Department of War in this new and quickly changing arena by limiting the available resources and assets as well as limiting the synergy derived from testing in a campus atmosphere, where other test laboratories and

1. COMPONENT	FY 2027 MILITARY CONSTRUCTION PROJECT DATA	2. DATE
AIR FORCE		MARCH 2026

3. INSTALLATION AND LOCATION	4. PROJECT TITLE
EGLIN AIR FORCE BASE FLORIDA	JADC2 AND ABMS TEST FACILITY

5. PROGRAM ELEMENT	6. CATEGORY CODE	7. PROJECT NUMBER	8. PROJECT COST ($000)
91211F	311-171	FTFA193202	87,800

facilities can be leveraged. Eglin's current network bandwidth is insufficient to conduct the full range of JADC2/ABMS experimentation and testing and will lead to significant mission degradation if not addressed. Expansion of facilities, test labs and personnel are required to provide the necessary foundation to rapidly support game-changing technological advances for both software and cybersecurity test and evaluation and to enable current investments in facilities. Ultimately the 96 Cyberspace Test Group will be limited in supporting and executing advanced high security testing, and development of advanced Air Force Joint All-Domain Command and Control and Air Battle Management Systems. Directly supports DAF Re-optimization for Global Power Competition (GPC) element "Develop Capabilities" through "Operationally Focused ABMS" (AF OI #2) and "Moving Target Engagement" (AF OI #3).

ADDITIONAL:

This project will be funded and executed using RDT&E (3600) funds under Title 10 USC 2805: Unspecified minor construction (g) Defense Laboratory Modernization Program" (D) A Department of War research, development, test, and evaluation facility that is not designated as a science and technology reinvention laboratory but nonetheless is involved with developmental test and evaluation. This facility will serve as a Center of Excellence, bringing all weapons cybersecurity expertise into a unified environment including expertise from academic, industrial, and other federal agencies including NSA, Homeland Security as well Florida University. This facility will also benefit other Services contributions to CJADC2 including the Army's Project Convergence and Navy's Project Overmatch, which require an environment to develop and enhance land and maritime operations through the integration with air and space domains. All reasonable alternatives were considered during the development of this project to include status quo, add/alter, rental/ lease, and new construction. New construction is the only viable option to meet this requirement. Sustainable principles, to include life-cycle cost-effective practices, will be integrated into the design, development, and construction of the project in accordance with Unified Facilities Criteria 1-200-02, High Performance and Sustainable Building Requirements. This includes preparation of a life-cycle cost analysis for energy consuming systems, renewable energy generating systems, or whenever life-cycle cost effective is selected as the reason any requirement of Unified Facilities Criteria 1-200-02 is partially compliant or not applicable. This project does not fall within or partly within the 100-year floodplain. Facility is sited in accordance with the Installation Development Plan and is within a compatible land use area. Supporting Facilities exceed 25% of the Primary Facilities total due to the inclusion of an emergency generator.

1. COMPONENT	FY 2027 MILITARY CONSTRUCTION PROJECT DATA	2. DATE
AIR FORCE		MARCH 2026

3. INSTALLATION AND LOCATION	4. PROJECT TITLE
EGLIN AIR FORCE BASE FLORIDA	JADC2 AND ABMS TEST FACILITY

5. PROGRAM ELEMENT	6. CATEGORY CODE	7. PROJECT NUMBER	8. PROJECT COST ($000)
91211F	311-171	FTFA193202	87,800

96 Wing Base Civil Engineer: DSN 872-2876 (ext. 200).
AIRCRAFT RESEARCH LABORATORY: 6,934 square meters = 74,634 square feet.
Demolition: 6,041 square meters = 65,0024 square feet.

JOINT USE CERTIFICATION: This facility can be used by other components on an "as available" basis; however, the scope of the project is based on Air Force requirements.

1. COMPONENT	FY 2027 MILITARY CONSTRUCTION PROJECT DATA	2. DATE
AIR FORCE		MARCH 2026

3. INSTALLATION AND LOCATION	4. PROJECT TITLE
EGLIN AIR FORCE BASE FLORIDA	JADC2 AND ABMS TEST FACILITY

5. PROGRAM ELEMENT	6. CATEGORY CODE	7. PROJECT NUMBER	8. PROJECT COST ($000)
91211F	311-171	FTFA193202	87,800

12. SUPPLEMENTAL DATA:

A. Estimated Execution Data:

(1) Acquisition Strategy: Design-Bid-Build

(2) Design Data

(a) Design or Request for Proposal(RFP) Started:	DEC/2024
(b) Percent of Design Completed as of SEP 2025:	35%
(c) Percent of Design Completed as of JAN 2026:	65%
(d) Design or RFP Complete:	JUL/2026
(e) Total Design Cost ($000):	5,800
(f) Energy Study and/or Life Cycle Cost Analysis	YES
(g) Standard or Definitive Design Used?	NO

(3) Construction Data:

(a) Contract Award:	OCT/2027
(b) Construction Start:	JAN/2028
(c) Construction Complete:	JAN/2030

B. Equipment associated with this project which will be provided from other appropriations:

Equipment Nomenclature	Procuring Appropriation	Fiscal Year Appropriated Or Requested	Cost ($000)
Communications / Data	RDTE	2027	500
Electronic Security System	RDTE	2028	500
Furniture, Fixtures, & Equipme	RDTE	2028	1,000
Laboratory Equipment	RDTE	2028	5,000
Uninterrupted Power Supply	RDTE	2027	625

Tab - **HOST NATION FUNDED CONSTRUCTION**



Department of the Air Force

Host Nation Funded Military Construction Program

Fiscal Year (FY) 2027
Budget Estimates

Justification Data Submitted to Congress Aug 2025

DEPARTMENT OF THE AIR FORCE
HOST NATION MILITARY CONSTRUCTION PROGRAM CALENDAR YEAR 2027
TABLE OF CONTENTS

ITEM	PAGE NUMBER
1. TABLE OF CONTENTS	369
2. PROGRAM SUMMARY	371
3. INDEX (LIST OF PROJECTS)	373
4. MILITARY CONSTRUCTION PROJECTS	374

THIS PAGE INTENTIONALLY LEFT BLANK

DEPARTMENT OF THE AIR FORCE
HOST NATION MILITARY CONSTRUCTION PROGRAM CALENDAR YEAR 2027
PROGRAM SUMMARY

	Authorization Request ($000s)
Military Construction	
Major Construction	**213,000**
Total Military Construction	**213,000**

Strategic Narrative:

The enclosed justification book represents the United States Air Forces Korea (USFK) Republic of Korea and United State European Command (EUCOM) Host Nation Funded Construction program for calendar year 2026. Although the justification book may appear to be a list of individual projects, these projects were developed in coordination between both countries to form an overall consolidated program to meet priorities and Theater Infrastructure Master Plan – Armistice objectives. These projects have been through a detailed scoring and prioritization process with involvement of the component commanders and represent the most critical and urgent operational requirements.

THIS PAGE INTENTIONALLY LEFT BLANK

DEPARTMENT OF THE AIR FORCE
HOST NATION MILITARY CONSTRUCTION PROGRAM
CALENDAR YEAR 2027 INDEX
(DOLLARS IN THOUSANDS)

STATE/COUNTRY	INSTALLATION	PROJECT	COST ($000)
REPUBLIC OF KOREA	Osan Air Base	Consolidated Aircraft Maintenance Facility, Ph 1	78,000
		Upgrade Electrical Distribution East, Ph 2	103,000
		Osan Air Base TOTAL:	181,000
		REPUBLIC OF KOREA TOTAL:	181,000
REPUBLIC OF POLAND	Wroclaw Air Base	Dormitory and Multi-Use Support Building	32,000
		Wroclaw Air Base TOTAL:	32,000
		REPUBLIC OF POLAND TOTAL:	32,000
		HOST NATION FUNDED CONSTRUCTION TOTAL:	213,000

1. COMPONENT:	REPUBLIC OF KOREA FUNDED CONSTRUCTION (ROKFC)	2. DATE:
AIR FORCE		16 July 2025

3. INSTALLATION AND LOCATION:	4. PROJECT TITLE:
OSAN AIR BASE, KOREA	CONSOLIDATED AIRCRAFT MAINTENANCE FACILITY, PHASE 1

5. PROGRAM ELEMENT:	6. CATEGORY CODE:	7. PROJECT NUMBER:	8. PROJECT COST ($000)
N/A	211-159	F28R600	78,000

9. COST ESTIMATES:

ITEM	U/M	QTY	UNIT COST	COST ($000)
PRIMARY FACILITY				**54,464**
AIRCRAFT CORROSION CONTROL, #1 (211-159)	SM	2,560	6,912	(17,696)
AIRCRAFT CORROSION CONTROL, #2 (211-159)	SM	2,192	7,047	(15,447)
AIRCRAFT CORROSION CONTROL, #3 (211-159)	SM	2,816	6,506	(18,322)
CYBERSECURITY	LS			(3,000)
SUPPORTING FACILITIES				**14,114**
PAVEMENTS	LS			(1,352)
SITE IMPROVEMENTS	LS			(2,673)
WATER, SEWER, GAS	LS			(663)
STORM DRAINAGE	LS			(450)
ELECTRICAL WORK	LS			(5,447)
COMMUNICATIONS	LS			(161)
SPECIAL FOUNDATIONS	LS			(2,475)
DEMOLITION	SM	4,506	198	(894)
ESTIMATED CONTRACT COST				**68,578**
CONTINGENCY (5%)				3,429
SUBTOTAL				**72,007**
SUPERVISION, INSPECTION & OVERHEAD - 8.1%				5,833
TOTAL REQUEST				**77,840**
TOTAL REQUEST (ROUNDED)				**78,000**
EQUIPMENT FROM OTHER APPROPRIATIONS				**1,000**

10. DESCRIPTION OF PROPOSED CONSTRUCTION:

Utilize host-nation funding to construct a new Consolidated Aircraft Maintenance Facility in the Bravo Diamond at Osan Air Base, Korea, utilizing conventional design and construction methods. The complex will consolidate the currently scattered functions of 51 Maintenance Squadron (51MXS), 51 Maintenance Group (51 MXG), and 51 Operations Support Squadron (51OSS). Phase 1 of this project will construct three of five buildings with outdoor covered storage/work areas:
MX Shop Facility #1 includes command and senior leadership offices, aircraft structural maintenance shop, and aircraft hydraulic shop. Command and senior leadership offices require Collective Protection System (CPS). Facility #2 includes metals technology shop, electrical & environmental systems shop. Facility #3 includes avionics & electronic warfare shop and aircraft wheel & tire shop. Each facility contains offices, meeting rooms, break rooms, restrooms with showers and locker rooms, warehouse supply and equipment storage, Hazardous Material (HAZMAT) storage, utilities rooms, etc.
Each facility will be built using steel framed structure with beams and have 1st floor structural concrete slab with pile foundation.

1. COMPONENT:	REPUBLIC OF KOREA FUNDED CONSTRUCTION (ROKFC)	2. DATE:
AIR FORCE		16 July 2025

3. INSTALLATION AND LOCATION:	4. PROJECT TITLE:
OSAN AIR BASE, KOREA	CONSOLIDATED AIRCRAFT MAINTENANCE FACILITY, PHASE 1

5. PROGRAM ELEMENT:	6. CATEGORY CODE:	7. PROJECT NUMBER:	8. PROJECT COST($000)
N/A	211-159	F28R600	78,000

The project site is located below 100-year floodplain and has experienced flooding in severe rainfalls in monsoon season in the recent years. The project includes site improvement to elevate the entire site approximately 1.5 meters to alleviate the flooding issue. The site work also includes surface parking for GOVs and POVs, infrastructure for electric vehicle charging stations (15% of GOV parking spots), covered bicycle racks, roads, pavement, and sidewalks, necessary utilities, communications support infrastructure, and all supporting work to provide a complete and usable facility.
The facility will be designed as permanent construction in accordance with applicable Department of Defense (DOD)Unified Facilities Criteria (UFC) 1-200-01 General Building Requirements and 1-200-02 High Performance and Sustainable Building Requirements, Air Force, and base design standards. The project will use local materials and construction techniques where cost effective while complying with applicable regulations. The facility must also be able to withstand wind loads and seismic effects as prescribed in applicable codes and design guides. This project will comply with DOD anti-terrorism/force protection requirements per UFC 4-010-01 Antiterrorism Standards for Buildings. This project fulfills United States (US) requirements only and will be designed and constructed for United States (US) exclusive use.
This project will include demolition of existing buildings: B1606, 1613, 1622, 1623, 1624, 1625, 1611, and 1738. Total demolition: 4,506 SM
Air Conditioning: 347 Tons

11. REQUIREMENT:
REQ: 7,568 SM ADQT: 0 SM SUBSTD: 4,506 SM

PROJECT:
Consolidated Aircraft Maintenance Facility, PH1 (Current Mission).

REQUIREMENT:
This project is required to provide a modern, adequately sized, properly configured aircraft maintenance facility. The new facility will serve as the Squadron Headquarter Building for the 51 Maintenance Squadron (MXS) to house functions including Commander and Senior Leadership offices as well as the Commander Support Staff offices. Maintenance Management offices (to include Director of Operations, Lead Production Superintendent, and Production Superintendents) will also be located in the facility, as will the leadership of 3 flights (Maintenance Flight, Avionics Flight, and Fabrication Flight) with subordinate sections including structural maintenance, hydraulics, metals technology, electrical & environmental, avionics, and aircraft wheel & tire shops. The facility should be designed for field level non-destructive inspection of aircraft components. Aircraft Structural Maintenance shop provides on and off equipment- local manufacture and repair of parts, panels, tubing systems, structural fatigue repair, and corrosion control operations. Metals Technology performs maintenance and evaluations for the flight line, back shops,

1. COMPONENT: AIR FORCE	REPUBLIC OF KOREA FUNDED CONSTRUCTION (ROKFC)		2. DATE: 16 July 2025
3. INSTALLATION AND LOCATION: OSAN AIR BASE, KOREA	4. PROJECT TITLE: CONSOLIDATED AIRCRAFT MAINTENANCE FACILITY, PHASE 1		
5. PROGRAM ELEMENT: N/A	6. CATEGORY CODE: 211-159	7. PROJECT NUMBER: F28R600	8. PROJECT COST ($000) 78,000

and phased aircraft. The facilities must meet Korea Environmental Governing Standards (KEGS).
The capabilities of the sections range from 51 combat coded aircraft to transient services for neighboring forces in defense of the Republic of Korea. Furthermore, these facilities will directly enable the 51 MXS mission of supporting sustainment and generation of the 51st Fighter Wing's fleet of F-16 aircraft, as well as occasional maintenance support for U-2 aircraft.

CURRENT SITUATION:
Currently, the Aircraft Maintenance Squadron's administration and shop facilities operate from substandard buildings scattered around the base. Most facilities were built between late 1950s and early 1970s and have far exceeded their life expectancy. The facility conditions and geographical dispersion adversely impact operational efficiency and degrade mission capability. The aged facilities are unable to provide sufficient capabilities such as power source requirements and HVAC capabilities. The biggest deficiencies with the facilities are the HVAC capabilities for maintenance shop functions and persistent, pervasive leaks from the ceilings. Most facilities garnered a failed condition rating under 55 for HVAC system and has caused 2,125 work requests since 2019 totaling $117K in materials and 15,778 labor hours. Every summer, the air conditioning system function correctly for a few weeks out of the season.

All aircraft maintenance work centers have temperature-sensitive equipment, and/or equipment & materials sensitive to moisture/humidity, while some work centers have strict requirements for equipment and material storage. These critical equipment and material items can become compromised due to the heat, humidity, and moisture exposure stemming from current facility deficiencies, causing undue additional hours of clean-up and corrosion prevention as well as a requirement to field portable A/C units and dehumidifiers. These portable units tax an already unreliable and insufficient facility power infrastructure, and the facility main circuit breaker has been tripped multiple times due to constant usage of these portable units. The current maintenance facility, B1707, has a back-up generator, however, transfer switch is inoperable leaving no back-up emergency power capability.
Also, B1707's fire suppression system is inoperable, presenting safety hazards in case of a fire. The project requires a CPS facility because the Squadron Command team and Unit Control Center (UCC) will be based out of this facility which the current building lacks. The UCC serves as the focal point for disseminating emergency notifications to the entire squadron.

IMPACT IF NOT PROVIDED:
This project provides mission readiness required to "fight tonight" and "start the fight". If this project is not funded, assigned working personnel will continue to be subjected to an unacceptable work environment, possible life safety hazard, and risk to the timeliness of mission execution.

1. COMPONENT:	REPUBLIC OF KOREA FUNDED CONSTRUCTION (ROKFC)	2. DATE:
AIR FORCE		16 July 2025

3. INSTALLATION AND LOCATION:	4. PROJECT TITLE:
OSAN AIR BASE, KOREA	CONSOLIDATED AIRCRAFT MAINTENANCE FACILITY, PHASE 1

5. PROGRAM ELEMENT:	6. CATEGORY CODE:	7. PROJECT NUMBER:	8. PROJECT COST ($000)
N/A	211-159	F28R600	78,000

ADDITIONAL:

A. JOINT USE CERTIFICATE: No portion of this facility is intended for Republic of Korea personnel exclusive or primary use.

B. HOST NATION: This project is located on an enduring installation which will be retained by United States Forces Korea (USFK) for the foreseeable future.

C. PHYSICAL SECURITY: This project has been coordinated with the installation physical security plan, and all physical security measures are included.

D. ANTI TERRORISM/FORCE PROTECTION: All of the 21 Building Standards for Antiterrorism/Force Protections (AT/FP) will apply to this project, including a Mass Notification System, and site measures, which are outlined in Unified Facilities Criteria (UFC) 4-010-01. All facilities will meet current Unified Facilities Criteria (UFC) 4-010-01 standards for buildings and site. Major Antiterrorism/Force Protections (AT/FP) building features will include design for progressive collapse and blast resistant windows and an Emergency Air Distribution Shutoff, ensuring any roof access prevents anyone from entering the building by utilizing locking mechanism, and caged ladders that can be locked to prevent access.

E. SUSTAINABLE DESIGN AND DEVELOPMENT (SDD): Sustainable principles shall be integrated into the design, development, and construction of this project. This facility shall be designed to achieve energy consumption levels that are at least 30 percent below the levels established in the current version of the ASHRAE Standard 90.1 or the International Energy Conservation Code, as appropriate. All equipment going into this facility must be Energy Star rated or on the Federal Energy Management Program (FEMP) approved list. All utilities shall be metered using advanced meters as defined by Federal Energy Management Program (FEMP).

F. Full fire protection is required by regulation and UFC 3-600-01 to include a fire alarm/suppression system; mass notification system (MNS) as required by UFC 4-010-01; access control systems; and connection to the utility monitoring control system (UMCS). Fire Alarm panels shall include zone module cards that can support 16 zones. These additional zones are required to transmit exact location data to the fire alarm computer located at the fire department emergency communication center through the use of a building transmitter installed meeting the building design.

G. This project meets applicable criteria/scope specified in Air Force Manual 32-1084, Facility Requirements. This design shall conform to criteria established in the Air Force Corporate Facilities Standards and the Installation Facilities Standards but will not employ a standard facility design because there is no Air Force standard facility design for this project, and there is no

1. COMPONENT:	REPUBLIC OF KOREA FUNDED CONSTRUCTION (ROKFC)	2. DATE:
AIR FORCE		16 July 2025

3. INSTALLATION AND LOCATION:	4. PROJECT TITLE:
OSAN AIR BASE, KOREA	CONSOLIDATED AIRCRAFT MAINTENANCE FACILITY, PHASE 1

5. PROGRAM ELEMENT:	6. CATEGORY CODE:	7. PROJECT NUMBER:	8. PROJECT COST ($000)
N/A	211-159	F28R600	78,000

applicable standard design from the Air Force Civil Engineer Center. The design must comply with Osan Air Base's Installation Planning Standards.

H. Comprehensive interior design package for the Architectural & Engineering (AE) firm to complete as required by Unified Facilities Criteria 3-120-10.

I. No portion of this facility is intended for Republic of Korea personnel exclusive or primary use.

J. Flood Plain Statement: This project falls within the 100-year flood plain. The risk will be mitigated by constructing the facility and any flood-susceptible utilities above the 100-year flood level. The facility and any flood-susceptible utilities will be constructed above the 100-year flood elevation.

K. Facility is sited in accordance with the Installation Development Plan and is within a compatible land use area.

L. 51st Fighter Wing Base Civil Engineer: 011-82-31-661-4312.

M. Consolidated Aircraft Maintenance Facility: 7,568 Square Meter = 81,457 Square Feet. Demolition: 4,506 Square Meter = 48,502 Square Feet

I concur with the above statements.

1. COMPONENT:	REPUBLIC OF KOREA FUNDED CONSTRUCTION (ROKFC)	2. DATE:
AIR FORCE		16 July 2025

3. INSTALLATION AND LOCATION:	4. PROJECT TITLE:
OSAN AIR BASE, KOREA	CONSOLIDATED AIRCRAFT MAINTENANCE FACILITY, PHASE 1

5. PROGRAM ELEMENT:	6. CATEGORY CODE:	7. PROJECT NUMBER:	8. PROJECT COST ($000)
N/A	211-159	F28R600	78,000

12. SUPPLEMENTAL DATA:

a. Estimated Design Data:

(1) Status:	
(a) Type of Design	Design-Bid-Build
(b) Date Design Started	Oct 2025
(c) Parametric Cost Estimates used to develop costs	YES
(d) Percent Complete	15
(e) Date 35% Designed	TBD
(f) Date Design Complete	TBD
(g) Energy Study/Life-Cycle analysis was/will be performed	YES
(2) Basis:	
(a) Standard or Definitive Design -	YES
(b) Where Design Was Most Recently Used -	N/A
(3) Total Cost (c) = (a) + (b) or (d) + (e) :	($000)
(a) Production of Plans and Specifications	TBD
(b) All other Design Costs	TBD
(c) Total	TBD
(d) Contract	TBD
(e) In-house	TBD
(4) Construction Contract Award	Sep 2026
(5) Construction Start	Oct 2026
(6) Construction Completion	Sep 2029

b. Equipment associated with this project provided from other appropriations:

Equipment Nomenclature	Procuring Appropriation	Fiscal Year Appropriated or Requested	Cost ($000)
Furniture, Fixture & Equip	3080	2029	500
Communication Equipment	3080	2029	500

c. Explosive Safety Quantity-Distance (Q-D) Siting: YES
Department of Defense Explosive Safety Board (DDESB): Required

d. Facilities and Areas Sub-Committee (FASC) Task: N/A

1. COMPONENT:	REPUBLIC OF KOREA FUNDED CONSTRUCTION (ROKFC)	2. DATE:
AIR FORCE		16 July 2025

3. INSTALLATION AND LOCATION:	4. PROJECT TITLE:
OSAN AIR BASE, KOREA	CONSOLIDATED AIRCRAFT MAINTENANCE FACILITY, PHASE 1

5. PROGRAM ELEMENT:	6. CATEGORY CODE:	7. PROJECT NUMBER:	8. PROJECT COST ($000)
N/A	211-159	F28R600	78,000

Location Map



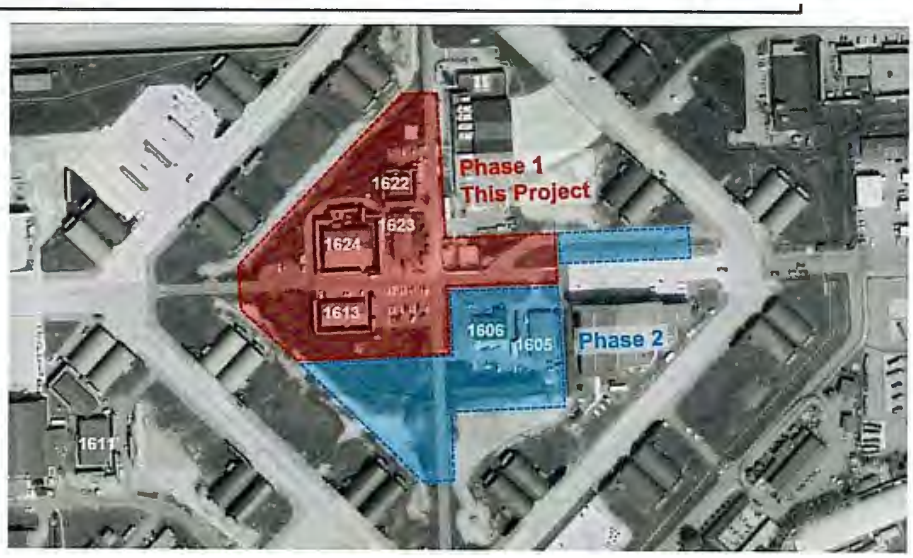

1. COMPONENT:	REPUBLIC OF KOREA FUNDED CONSTRUCTION (ROKFC)	2. DATE:
AIR FORCE		16 July 2025

3. INSTALLATION AND LOCATION:	4. PROJECT TITLE:
OSAN AIR BASE, KOREA	CONSOLIDATED AIRCRAFT MAINTENANCE FACILITY, PHASE 1

5. PROGRAM ELEMENT:	6. CATEGORY CODE:	7. PROJECT NUMBER:	8. PROJECT COST ($000)
N/A	211-159	F28R600	78,000

Utility Map

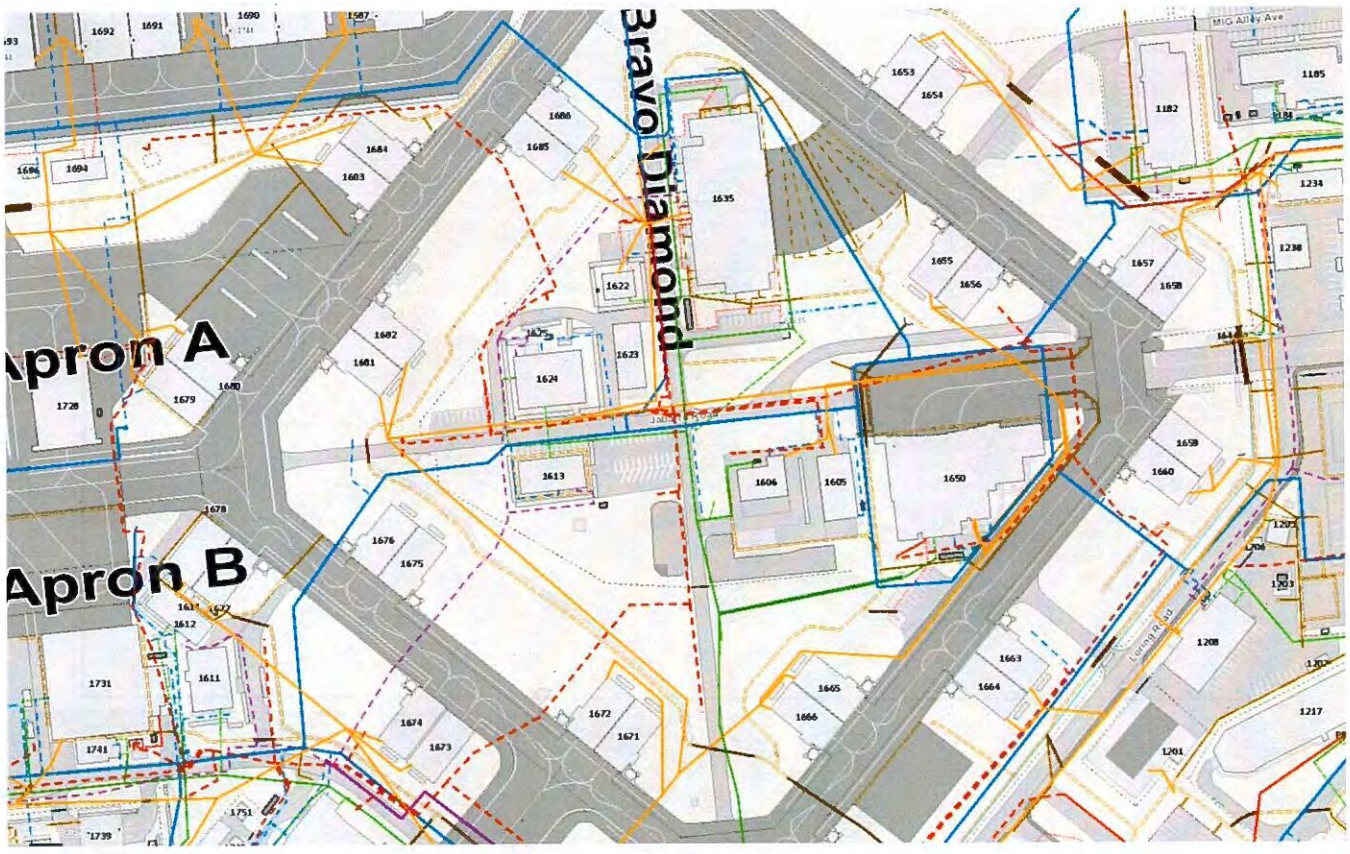

1. COMPONENT:	REPUBLIC OF KOREA FUNDED CONSTRUCTION (ROKFC)	2. DATE:
AIR FORCE		16 July 2025

3. INSTALLATION AND LOCATION:	4. PROJECT TITLE:
OSAN AIR BASE, KOREA	CONSOLIDATED AIRCRAFT MAINTENANCE FACILITY, PHASE 1

5. PROGRAM ELEMENT:	6. CATEGORY CODE:	7: PROJECT NUMBER:	8. PROJECT COST ($000)
N/A	211-159	F28R600	78,000

COST ESTIMATES

ITEM	U/M	QUANTITY	UNIT COST	COST
Primary Facilities				**$54,464,202**
Aircraft Engine I and R Shop	SM	2,560	$6,912.36	**$17,695,634**
FOUNDATIONS	SM	2,560	$1,144.50	$2,929,929
SUPERSTRUCTURE	SM	2,560	$1,148.54	$2,940,264
EXTERIOR ENCLOSURE	SM	2,560	$687.19	$1,759,200
ROOFING	SM	2,560	$364.34	$932,703
INTERIOR CONSTRUCTION	SM	2,560	$407.30	$1,042,682
INTERIOR FINISHES	SM	2,560	$558.53	$1,429,828
PLUMBING	SM	2,560	$288.18	$737,750
HVAC	SM	2,560	$748.67	$1,916,591
FIRE PROTECTION	SM	2,560	$377.25	$965,773
ELECTRICAL	SM	2,560	$1,187.86	$3,040,915
Aircraft Engine I and R Shop	SM	2,192	$7,046.92	**$15,446,842**
FOUNDATIONS	SM	2,192	$1,144.53	$2,508,802
SUPERSTRUCTURE	SM	2,192	$1,148.43	$2,517,352
EXTERIOR ENCLOSURE	SM	2,192	$717.52	$1,572,797
ROOFING	SM	2,192	$364.55	$799,084
INTERIOR CONSTRUCTION	SM	2,192	$448.07	$982,165
INTERIOR FINISHES	SM	2,192	$602.41	$1,320,485
CONVEYING	SM	2,192	$4.81	$10,549
PLUMBING	SM	2,192	$265.22	$581,359
HVAC	SM	2,192	$845.80	$1,853,987
FIRE PROTECTION	SM	2,192	$379.19	$831,180
ELECTRICAL	SM	2,192	$1,126.41	$2,469,082
Aircraft Engine I and R Shop	SM	2,816	$6,506.29	**$18,321,725**
FOUNDATIONS	SM	2,816	$1,144.51	$3,222,940
SUPERSTRUCTURE	SM	2,816	$1,148.61	$3,234,477
EXTERIOR ENCLOSURE	SM	2,816	$637.85	$1,796,199

1. COMPONENT: AIR FORCE	REPUBLIC OF KOREA FUNDED CONSTRUCTION (ROKFC)			2. DATE: 16 July 2025
3. INSTALLATION AND LOCATION: OSAN AIR BASE, KOREA	4. PROJECT TITLE: CONSOLIDATED AIRCRAFT MAINTENANCE FACILITY, PHASE 1			
5. PROGRAM ELEMENT: N/A	6. CATEGORY CODE: 211-159	7. PROJECT NUMBER: F28R600		8. PROJECT COST ($000) 78,000

ROOFING	SM	2,816	$364.23	$1,025,679
INTERIOR CONSTRUCTION	SM	2,816	$330.98	$932,029
INTERIOR FINISHES	SM	2,816	$463.75	$1,305,911
CONVEYING	SM	2,816	$3.24	$9,125
PLUMBING	SM	2,816	$268.59	$756,356
HVAC	SM	2,816	$641.46	$1,806,346
FIRE PROTECTION	SM	2,816	$376.64	$1,060,618
ELECTRICAL	SM	2,816	$1,126.44	$3,172,045
CYBERSECURITY	LS	1.00	$3,000,000	**$3,000,000**
Supporting Facilities				**$14,113,756**
Building Demolition	SM	4,506	$314.29	$893,800
Comparative Supporting Facilities	LS	1.00	$13,219,956	$13,219,956
PAVEMENTS	LS	1.00	$1,351,600	$1,351,600
SITE IMPROVEMENTS	LS	1.00	$2,672,680	$2,672,680
WATER, SEWER, GAS	LS	1.00	$662,720	$662,720
STORM DRAINAGE	LS	1.00	$450,170	$450,170
ELECTRICAL WORK	LS	1.00	$5,446,730	$5,446,730
COMMUNICATIONS SUPPORT	LS	1.00	$161,320	$161,320
SPECIAL FOUNDATION	LS	1.00	$2,474,736	$2,474,736
ESTIMATED CONTRACT COST				**$68,577,958**
CONTINGENCY (5%)				$3,428,898
SUBTOTAL				**72,006,855**
SIOH (8.1%)				$5,832,555
TOTAL REQUEST				**$77,839,411**

1. COMPONENT:	REPUBLIC OF KOREA FUNDED CONSTRUCTION (ROKFC)	2. DATE:
AIR FORCE		16 JUL 2025

3. INSTALLATION AND LOCATION:	4. PROJECT TITLE:
OSAN AIR BASE, KOREA	UPGRADE ELECTRICAL DISTRIBUTION EAST, PH2

5. PROGRAM ELEMENT:	6. CATEGORY CODE:	7. PROJECT NUMBER:	8. PROJECT COST ($000)
N/A	812-225	F17R720	103,000

9. COST ESTIMATES:

ITEM	U/M	QTY	UNIT COST	COST ($000)
PRIMARY FACILITY				**73,417**
PRIMARY DISTRIBUTION LINE UG (812-225)	LM	15,785	3,637	(57,407)
SECONDARY DISTRIBUTION LINE UG (812-226)	LM	1,428	4,284	(6,118)
SCADA COMMUNICATIONS SYSTEM	LS			(9,723)
CYBERSECURITY	LS			(169)
SUPPORTING FACILITIES				**17,096**
PAVEMENTS	LS			(1,106)
SITE IMPROVEMENTS	LS			(1,025)
UTILITIES	LS			(4,071)
COMMUNICATIONS SUPPORT	LS			(317)
SECURITY LIGHTING	LS			(3,626)
FIBER OPTIC CABLING	LS			(3,983)
TEMPORARY INFRASTRUCTURE IN CONSTRUCTION	LS			(594)
REMOVAL OF ELECTRICAL AND CATV SYSTEMS	LS			(2,374)
ESTIMATED CONTRACT COST				90,513
CONTINGENCY (5%)				4,526
SUBTOTAL				95,039
SUPERVISION, INSPECTION & OVERHEAD - 8.1%				7,698
TOTAL REQUEST				102,737
TOTAL REQUEST (ROUNDED)				**103,000**
EQUIPMENT FROM OTHER APPROPRIATIONS				**1,000**

10. DESCRIPTION OF PROPOSED CONSTRUCTION:

Utilize host-nation funding to add/alter Osan Air Base (AB)'s existing overhead electrical distribution system with an underground distribution system on the south east portion of base. This project will demolish an existing overhead primary and secondary electrical distribution system. The project will include underground primary and secondary electrical lines, loop connection of all feeders at substation #2 with substation #3, replacement of aged transformers, replacement of aged or air insulated switches with high fire-point fluid insulated switches, modification of existing Supervisory Control And Data Acquisition (SCADA) system and connecting all field switches and transformers to SCADA, necessary repair of existing substation, various utility work, security street lighting, bike shed, installation of new fiber optic cabling to replace existing pole-mounted cable television fiber lines, transportation of excess soil to separate location on installation, remediation of asbestos cement conduit lines, concrete ducts and manhole installation, shoring and dewatering of underground infrastructure, site improvements, pavements, communications infrastructure and all necessary supporting work to deliver a complete and usable electrical distribution system. The system should be compatible with

applicable Department of Defense (DoD), Air Force, and base design standards. In addition, local materials and construction techniques shall be used where cost effective. The facility must also be able to withstand wind loads and seismic effects as prescribed in applicable codes and design guides. Sustainable principles, to include life-cycle cost-effective practices, will be integrated into the design, development, and construction of the project in accordance with Unified Facilities Criteria (UFC) 1-200-02. This includes preparation of a life-cycle cost analysis (LCCA) for energy consuming systems, renewable energy generating systems, whenever life-cycle cost effective (LCCE) is selected as the reason any requirement of Unified Facilities Criteria (UFC) 1-200-02 is partially compliant or not applicable. Facilities will be designed as permanent construction in accordance with the Department of Defense Unified Facilities Criteria 1-200-01, General Building requirements. This project will comply with Department of Defense Antiterrorism/Force Protection requirements per Unified Facilities Criteria 4-010- 01.

11. REQUIREMENT:
REQ: 17,213 LM ADQT: 0 SM SUBSTD: 14,000 LM

PROJECT:
Upgrade Electrical Distribution System in East Area, Ph2 (Current Mission).

REQUIREMENT:
This project is required to provide a reliable, safe, and resilient power system with Supervisory Control and Data Acquisition System (SCADA) to support base and force sustainment. Addition/alteration of the base electrical distribution system by replacing existing overhead lines to underground lines including necessary repairs and updating drainage in conjunction with providing new underground utilities will power existing Fighter Wing, Mission Support Group, Civil Engineer, Force Support, Security Forces, and other community support missions. An underground distribution system requires less maintenance, is more reliable, and is storm resistant which makes it more resilient during armistice or contingency operations. Dormitories, schools, squadron facilities, and electrically operated equipment have been newly constructed or installed on Osan Air Base (AB) over several decades. However, the base electrical distribution system was not concurrently upgraded, thus leaving the overall system totally inadequate for Air Component Command's Command and Control and ability to sustain personnel and base support operations.

CURRENT SITUATION:
The electrical system must be improved in order to ensure resilient and reliable power for essential peninsula-wide combat capabilities. Unscheduled power outages due to deteriorating distribution systems are routine at Osan AB. Between 2014 and 2019, there were 160 work orders submitted for the east side of the electrical distribution system, 64 of which were unscheduled power outages. Emergency repairs were provided by the Civil Engineer Squadron at a total of 3,131 man-hours, 45 overtime hours, and an expense of $369,200 for the

procurement of parts. 2020-2021 had 32 unscheduled power outages and 2022 has had 12 between January and April. Each year the number of outages continues to increase. This increase in annual outages is directly attributable to the deteriorated condition of the overhead electrical distribution system and points towards increasingly unreliable service. Outages last a significant amount of time and affect large areas. These outages cause fires, degrade mission capability, and create unsafe conditions for personnel. No major repairs have been made with the exception of piecemeal upgrades and routine maintenance. Existing above ground system poles, hardware, and lines are over 30 years of age, parts are obsolete, and the system is beyond its intended service life. In addition to system age, system design and weather events are also major contributing factors that cause frequent outages. During severe winter months, the switches freeze and become inoperable. Overhead lines and associated equipment attracts birds, which nest on the energized wires, contributing to power outages. These outages severely affect the ability of the power system to provide reliable and resilient power for operations at Osan Air Base (AB). These outages also cause fire, degrade "Fight tonight" readiness capability, and create unsafe conditions for personnel.

IMPACT IF NOT PROVIDED:
The existing electrical system will continue to operate below acceptable levels for system protection and reliability. The existing electrical distribution system will continue to deteriorate such that the system may fail, resulting in a longer power outage affecting portions of the base. The effectiveness and efficiency for base sustainment capabilities will be significantly degraded. Phase 2 supports the 7th Air Force headquarters, the 51st Fighter Wing headquarters and emergency operations center, the base communications hub, and the medical complex, affecting Osan Air Base's ability to "Fight Tonight." A reliable electrical system is key for the base personnel to defend the freedom of 50 million people. Without a full re-capitalization, small repair efforts at critical nodes are our only recourse. For example, $800,000 was spent to replace a bare copper wire with insulated and to replace aged electrical distribution equipment in 2022 and another $500,000 is planned for 2023 to replace 5 switches and repair 2 poles. These efforts do not address system-wide degradation and are only stopgap measures. This project is essential to provide the adequate infrastructures for manning projections impacted by Tour Normalization. Tour Normalization aims to increase operational efficiencies; however, the current capacity of critical functions is insufficient to accommodate this growth. Therefore, it is imperative to enhance infrastructure to ensure mission success and accommodate the increased personnel.

ADDITIONAL:
A. JOINT USE CERTIFICATE: For United States (US) exclusive use but can be used on an "as available" basis; however, the scope of the project is based on Air Force requirements. This facility will be available for use by the other components.

1. COMPONENT: AIR FORCE	REPUBLIC OF KOREA FUNDED CONSTRUCTION (ROKFC)		2. DATE: 16 JUL 2025
3. INSTALLATION AND LOCATION: OSAN AIR BASE, KOREA		4. PROJECT TITLE: UPGRADE ELECTRICAL DISTRIBUTION EAST, PH2	
5. PROGRAM ELEMENT: N/A	6. CATEGORY CODE: 812-225	7. PROJECT NUMBER: F17R720	8. PROJECT COST($000) 103,000

B. HOST NATION: This project is located on an enduring installation which will be retained by United States Forces Korea (USFK) for the foreseeable future. The possibility of Host Nation funding has been addressed to support this requirement.

C. PHYSICAL SECURITY: This project has been coordinated with the installation physical security plan, and all physical security measures are included.

D. ANTI TERRORISM/FORCE PROTECTION: All of the 21 Building Standards for Antiterrorism/Force Protections (AT/FP) will apply to this project, including a Mass Notification System, and site measures, which are outlined in Unified Facilities Criteria (UFC) 4-010-01. All facilities will meet current Unified Facilities Criteria (UFC) 4-010-01 standards for buildings and site. Major Antiterrorism/Force Protections (AT/FP) building features will include design for progressive collapse and blast resistant windows and an Emergency Air Distribution Shutoff, ensuring any roof access prevents anyone from entering the building by utilizing locking mechanism, and caged ladders that can be locked to prevent access.

E. SUSTAINABLE DESIGN AND DEVELOPMENT (SDD): Sustainable principles shall be integrated into the design, development, and construction of this project. This facility shall be designed to achieve energy consumption levels that are at least 30 percent below the levels established in the current version of the ASHRAE Standard 90.1 or the International Energy Conservation Code, as appropriate. All equipment going into this facility must be Energy Star rated or on the Federal Energy Management Program (FEMP) approved list. All utilities shall be metered using advanced meters as defined by Federal Energy Management Program (FEMP).

F. Full fire protection is required by regulation and Unified Facilities Criteria (UFC) 3-600-01 to include a fire alarm/suppression system; mass notification system (MNS) as required by Unified Facilities Criteria (UFC) 4-010-01; access control systems; and connection to the utility monitoring control system (UMCS). Fire Alarm panels shall include zone module cards that can support 16 zones. These additional zones are required to transmit exact location data to the computerized D-21 Monaco fire alarm computer located at the fire department communication center through the use of a BT-XM building transmitter installed at the building design.

G. This project meets applicable criteria/scope specified in Air Force Manual 32-1084, Facility Requirements. This design shall conform to criteria established in the Air Force Corporate Facilities Standards, the Installation Facilities Standards, but will not employ a standard facility design because there is no Air Force standard facility design for this project, and there is no applicable standard design from Air Force Civil Engineer Center. The design must comply with Osan Air Base (AB)' Installation Planning Standards.

1. COMPONENT:	REPUBLIC OF KOREA FUNDED CONSTRUCTION (ROKFC)	2. DATE:
AIR FORCE		16 JUL 2025

3. INSTALLATION AND LOCATION:	4. PROJECT TITLE:
OSAN AIR BASE, KOREA	UPGRADE ELECTRICAL DISTRIBUTION EAST, PH2

5. PROGRAM ELEMENT:	6. CATEGORY CODE:	7. PROJECT NUMBER:	8. PROJECT COST($000)
N/A	812-225	F17R720	103,000

H. Comprehensive interior design package for the Architectural & Engineer (AE) firm to complete as required by Unified Facilities Criteria (UFC) 3-120-10.

I. No portion of this facility is intended for Republic of Korea personnel exclusive or primary use.

J. Flood Plain Statement: This project does not fall within or partly within the 100-year flood plain.

K. Facility is sited in accordance with the Installation Development Plan and is within a compatible land use area.

L. The supporting facilities' costs exceed 25% of the primary facilities' costs due to extensive utilities, security lighting, CATV cables and communication runs, as well as associated site work by installing underground electrical duct banks including spoils, concrete, excavation and backfilling.

M. 51st Fighter Wing Base Civil Engineer: 011-82-31-661-4312.

N. Add/alter electrical distribution system: 17,213 Linear Meter = 56,473 Linear Feet.

I concur with the above statements.

1. COMPONENT:	REPUBLIC OF KOREA FUNDED CONSTRUCTION (ROKFC)	2. DATE:
AIR FORCE		16 JUL 2025

3. INSTALLATION AND LOCATION:	4. PROJECT TITLE:
OSAN AIR BASE, KOREA	UPGRADE ELECTRICAL DISTRIBUTION EAST, PH2

5. PROGRAM ELEMENT:	6. CATEGORY CODE:	7. PROJECT NUMBER:	8. PROJECT COST ($000)
N/A	812-225	F17R720	103,000

12. SUPPLEMENTAL DATA:

a. Estimated Design Data:

(1) Status:	
(a) Type of Design	Design-Bid-Build
(b) Date Design Started	Apr 2023
(c) Parametric Cost Estimates used to develop costs	YES
(d) Percent Complete	15%
(e) Date 35% Designed	TBD
(f) Date Design Complete	TBD
(g) Energy Study/Life-Cycle analysis was/will be performed	YES
(2) Basis:	
(a) Standard or Definitive Design -	YES
(b) Where Design Was Most Recently Used -	N/A
(3) Total Cost (c) = (a) + (b) or (d) + (e) :	($000)
(a) Production of Plans and Specifications	TBD
(b) All other Design Costs	TBD
(c) Total	TBD
(d) Contract	TBD
(e) In-house	TBD
(4) Construction Contract Award	Jul 2027
(5) Construction Start	Sep 2027
(6) Construction Completion	Sep 2030

b. Equipment associated with this project provided from other appropriations:

Equipment Nomenclature	Procuring Appropriation	Fiscal Year Appropriated or Requested	Cost ($000)
Communication Equipment	3080	2029	1,000

c. Explosive Safety Quantity-Distance (Q-D) Siting: N/A
Department of Defense Explosive Safety Board (DDESB): N/A

d. Facilities and Areas Sub-Committee (FASC) Task: N/A

1. COMPONENT:	REPUBLIC OF KOREA FUNDED CONSTRUCTION (ROKFC)	2. DATE:
AIR FORCE		16 JUL 2025

3. INSTALLATION AND LOCATION:	4. PROJECT TITLE:
OSAN AIR BASE, KOREA	UPGRADE ELECTRICAL DISTRIBUTION EAST, PH2

5. PROGRAM ELEMENT:	6. CATEGORY CODE:	7. PROJECT NUMBER:	8. PROJECT COST($000)
N/A	812-225	F17R720	103,000

Location Map

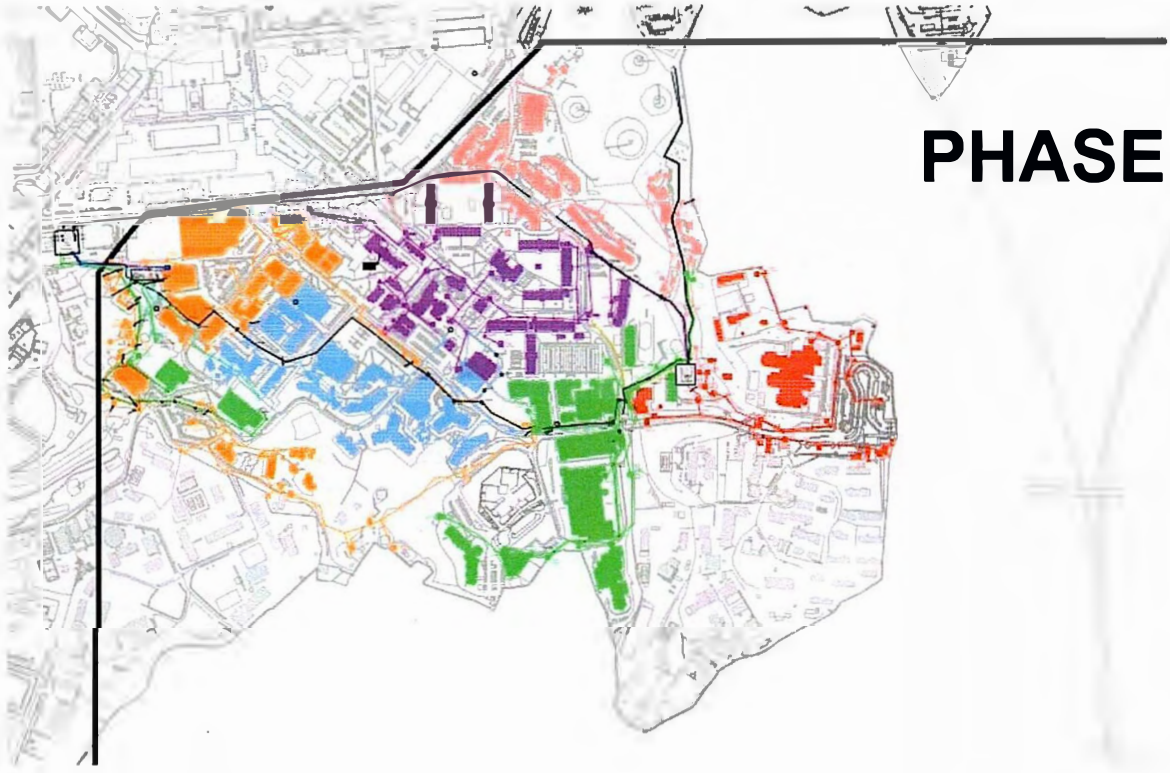

1. COMPONENT:	REPUBLIC OF KOREA FUNDED CONSTRUCTION (ROKFC)	2. DATE:
AIR FORCE		16 JUL 2025

3. INSTALLATION AND LOCATION:	4. PROJECT TITLE:
OSAN AIR BASE, KOREA	UPGRADE ELECTRICAL DISTRIBUTION EAST, PH2

5. PROGRAM ELEMENT:	6. CATEGORY CODE:	7. PROJECT NUMBER:	8. PROJECT COST ($000)
N/A	812-225	F17R720	103,000

COST BREAKDOWN

ITEM	U/M	QUANTITY	UNIT COST	COST
PRIMARY FACILITY				**$73,417,421**
PRIMARY DISTRIBUTION LINE UG (812-225)	LM	15,785	$3,637	**$57,406,742**
FEEDER "B"	LS	1.00	$13,330,238	$13,330,238
FEEDER "C"	LS	1.00	$8,253,508	$8,253,508
FEEDER "D"	LS	1.00	$5,738,060	$5,738,060
FEEDER "E"	LS	1.00	$8,813,808	$8,813,808
FEEDER "G"	LS	1.00	$6,436,869	$6,436,869
FEEDER "H"	LS	1.00	$10,939,615	$10,939,615
TRANSPORTATION FOR ELECTRICAL MATERIAL	LS	1.00	$573,557	$573,557
SHOP DRAWING	LS	1.00	$480,503	$480,503
TRAFFIC CONTROL FEE	LS	1.00	$901,967	$901,967
TESTING AND INSPECTION	LS	1.00	$1,893,566	$1,893,566
CHANNEL BRIDGE	LS	1.00	$45,051	$45,051
SECONDARY DISTRIBUTION LINE UG (812-226)	LM	1,428	$4,284	**$6,118,052**
EV INFRASTRUCTURE	LS	1.00	$4,774,117	$4,774,117
SECONDARY POWER	LS	1.00	$1,343,935	$1,343,935
SCADA COMMUNICATIONS SYSTEM	LS	1.00	$9,723,304	**$9,723,304**
DUCT BANK FOR SCADA COMMUNICATION SYSTEM	LS	1.00	$1,941,863	$1,941,863
EQUIPMENT	LS	1.00	$7,032,040	$7,032,040
SETUP AND ENGINEERING		1.00	$749,401	$749,401
CYBERSECURITY	LS	1.00	$169,323	**$169,323**
SUPPORTING FACILITIES				**$17,095,711**
PAVEMENTS	LS	1.00	$1,106,231	$1,106,231
SITE IMPROVEMENTS	LS	1.00	$1,025,194	$1,025,194
UTILITIES	LS	1.00	$4,071,197	$4,071,197
COMMUNICATIONS SUPPORT	LS	1.00	$316,892	$316,892

1. COMPONENT:	REPUBLIC OF KOREA FUNDED CONSTRUCTION (ROKFC)	2. DATE:
AIR FORCE		16 JUL 2025

3. INSTALLATION AND LOCATION:	4. PROJECT TITLE:
OSAN AIR BASE, KOREA	UPGRADE ELECTRICAL DISTRIBUTION EAST, PH2

5. PROGRAM ELEMENT:	6. CATEGORY CODE:	7. PROJECT NUMBER:	8. PROJECT COST ($000)
N/A	812-225	F17R720	103,000

SECURITY LIGHTING	LS	1.00	$3,625,786	$3,625,786
FIBER OPTIC CABLING	LS	1.00	$3,982,759	$3,982,759
TEMPORARY INFRASTRUCTURE IN CONSTRUCTION	LS	1.00	$593,865	$593,865
REMOVAL OF ELECTRICAL AND CATV SYSTEMS	LS	1.00	$2,373,787	$2,373,787

ESTIMATED CONTRACT COST	**$90,513,132**
CONTINGENCY (5%)	$4,525,657
SUBTOTAL	**$95,038,789**
SIOH (8.1%)	$7,698,159
TOTAL REQUEST	**$102,737,159**

1. COMPONENT Dowództwo USAFE	CY2022 POLAND-PROVIDED INFRASTRUCTURE PROJECT DATA Dane dotyczące projektu infrastruktury zapewnianej przcz Polskę	2. DATE data 2023-06-16	REPORT CONTROL SYMBOL PPI

3. INSTALLATION AND LOCATION Jednostka wojskowa oraz lokalizacja Wrocław Airport, Poland (WRO)	4. PROJECT TITLE Nazwa projektu Dormitory and Multi-Use Support Building

5. PROGRAM ELEMENT Element programu XXXXXX	6. CATEGORY CODE Kategoria Projektu 721-312	7. PROJECT NUMBER Numer Projektu WRO-1110-PL	8. PROJECT COST ($000) Całkowity koszt projektu 32,000

9. COST ESTIMATES Kosztorysy

ITEM Pozycja	U/M Miara	QUANTITY Ilość	UNIT COST Koszt ($)	COST Koszt ($000)
PRIMARY FACILITIES (721-312) Główny Obiekt				**23,587**
DORMITORY (721-312) Akademik	SM	3,259	3,086.07	(10,057)
FITNESS (740-674)	SM	1,298	3,086.07	(4,004)
ARMORY (171-141) magazyn broni	SM	609	3,086.07	(1,878)
CLUB (740-316) klub	SM	577	3,086.07	(1,779)
MEDICAL (550-147) medyczny	SM	525	3,086.07	(1,621)
ADMINISTRATION (610-127) Administracja	SM	516	3,086.07	(1,594)
POST OFFICE (730-443) poczta	SM	364	3,086.07	(1,122)
BDOC (730-835)	SM	167	3,086.07	(515)
ATFP MEASURES (2%) środki ATFP	LS	2.0%	-	(451)
CYBERSECURITY SYSTEMS ALLOWANCE ICD 705 PREMIUM	LS	2.5%	-	(564)
SUPPORTING FACILITIES Obiekty wspierające				**5,214**
DEMOLITION rozbiórka	LS			(26)
SITE IMPROVEMENTS ulepszenia strony	LS			(367)
ENVIRONMENTAL MITIGATION łagodzenie środowiska	LS			(30)
PAVEMENTS chodniki	LS			(949)
UTILITIES narzędzia	LS			(3,841)
SUBTOTAL suma częściowa				**28,801**
CONTINGENCY (5.0%)przypadkowość				1,440
TOTAL CONTRACT COST całkowity koszt umowy				**30,241**
SUPERVISION, INSPECTION AND OVERHEAD (7.3%) nadzór, inspekcje i koszty ogólne				2,208
TOTAL REQUEST całkowita prośba				**32,448**
TOTAL REQUEST (ROUNDED) całkowita prośba (bułczasty)				**32,000**
OTHER RELATED EQUIPMENT inne powiązane urządzenia				2,363

10. DESCRIPTION OF PROPOSED CONSTRUCTION

DESCRIPTION: Construct a four-story airman dormitory to house unaccompanied personnel and also accommodate administrative functions, armories, medical and dental exam rooms, and fitness center. Construction will consists of a concrete foundation and slab-on-grade with composite slabs for the upper three levels. The building utilizes a structural steel frame with sloped framing to accommodate the low-slope roofs and hip roofs. The low-slope roof assembly includes metal deck, rigid insulation and a single-ply membrane roof. The hip roof assembly metal deck, rigid insulation and shingle or tile roofing. The exterior wall assembly includes cold-formed steel framing, sheathing, rigid insulation and exterior sheathing clad in brick masonry at the base and stucco. Components include fire protection and

1. COMPONENT Dowództwo USAFE	CY2022 POLAND-PROVIDED INFRASTRUCTURE PROJECT DATA Dane dotyczące projektu infrastruktury zapewnianej przcz Polskę	2. DATE data 2023-06-16	REPORT CONTROL SYMBOL PPI

3. INSTALLATION AND LOCATION Jednostka wojskowa oraz lokalizacja Wrocław Airport, Poland (WRO)	4. PROJECT TITLE Nazwa projektu Dormitory and Multi-Use Support Building

5. PROGRAM ELEMENT Element programu XXXXXX	6. CATEGORY CODE Kategoria Projektu 721-312	7. PROJECT NUMBER Numer Projektu WRO-1110-PL	8. PROJECT COST ($000) Całkowity koszt projektu 32,000

detection, lighting, heating, power and all other work necessary to make this a complete and usable facility. Supporting facilities include an extension of utilities to service the new facility. Low Impact Development Best Management Practices (LID-BMPs) and sustainability and energy enhancement. Cyber Security Measures will be incorporated into this project. Sustainability/Energy measures will be provided. Facilities will be designed to a minimum life of 40 years in accordance with DoW's Unified Facilities Criteria (UFC 1-200-02) including energy efficiencies, building envelope and integrated building systems performance. Supporting facilities include utility connections, security lighting, area lightning protection, storm drainage, and site improvements.

11. REQUIREMENT

PROJECT: Construct a Dormitory and Multi-Use Support Building at Wrocław Airport (New Mission)

REQUIREMENT: The Dormitory and Multi-Use Support Building (which includes laundry, medical and dental clinic space, administrative offices, post office, BDOC, armories, and a fitness center requirements) is required by the United States Air Force in Europe-Air Forces Africa (USAFE-AFAFRICA) missions to support the Polish Provided Infrastructure (PPI) initiative. PPI represents a key tool for the implementation of the Enhanced Defense Cooperation Agreement (EDCA) between the United States of America (U.S.) and the Republic of Poland signed in Warsaw on August 15, 2020 and entered into force November 13, 2020. It serves as a critical guide to define both U.S. and Polish defense mission, facility, and infrastructure needs. This project is required to provide lodging and support for APOD operations and the enduring personnel at Wrocław Airport as part of PPI.

The combined facility includes space for dormitory rooms (in 2 and 3 person rooms), administrative offices, a post office, medical and dental spaces, fitness and recreational spaces, security forces operations center and two armories in a single building on four levels. The ground floor contains the BDOC (Security Forces operations), two separate armories, post office, and general administrative space. A small space is unassigned and available for future growth (and can accommodate a bulk laundry drop-off/pick-up area). The second level (first floor) contains retail space, medical and dental spaces, and fitness and recreational areas. The third and fourth level (second and third floor) contains dormitory rooms, day rooms, and self-service laundry space. Building circulation space is provided throughout to support internal horizontal and vertical circulation.

CURRENT SITUATION: Wrocław Airport (WRO) is a commercial airport the offers 20 flights per day to main hubs throughout Europe. The 8th Airlift Base of the Polish Air Force is currently located on property east of the main WRO operational area. The Contingency Response Group (CRG) is the operational unit of the Polish Air Force that utilizes the military footprint. This unit is responsible for processing and maneuvering both personnel and cargo to a variety of locations throughout the Area of Responsibility (AOR). The CRG also provides aircraft, airfield security, and air traffic combat controller capabilities. There are two hangars within the Polish Air Force property that are used for cargo staging and marshalling and currently Apron 1 is utilized for the parking of Polish and United States Air Force cargo aircraft. No available facilities exist to accommodate dormitory and laundry space for enduring personnel. No space exists to accommodate administrative offices, medical and dental facilities, fitness center, or armories on the installation for additional U.S. personnel assigned to the APOD mission.

IMPACT IF NOT PROVIDED: If the Dormitory and Multi-Use Support Building is not provided, the required support facilities will not be available for use by enduring forces assigned to the APOD mission. As a result, operational missions will be limited or delayed. The APOD mission at Wrocław AB cannot function without this project, which has been combined to reduce the overall footprint on the existing Polish Cantonment area.

1. COMPONENT Dowództwo USAFE	CY2022 POLAND-PROVIDED INFRASTRUCTURE PROJECT DATA Dane dotyczące projektu infrastruktury zapewnianej przcz Polskę	2. DATE data 2023-06-16	REPORT CONTROL SYMBOL PPI

3. INSTALLATION AND LOCATION Jednostka wojskowa oraz lokalizacja Wrocław Airport, Poland (WRO)	4. PROJECT TITLE Nazwa projektu Dormitory and Multi-Use Support Building

5. PROGRAM ELEMENT Element programu XXXXXX	6. CATEGORY CODE Kategoria Projektu 721-312	7. PROJECT NUMBER Numer Projektu WRO-1110-PL	8. PROJECT COST ($000) Całkowity koszt projektu 32,000

ADDITIONAL: This project meets the scope/criteria specified in Air Force Manual 32-1084, Facility Requirements Unified Facility Criteria 3-260-01 Airfield & Heliport Planning & Design, Unified Facility Criteria 3-260-02 Pavement Design for Airfields, United States Air Force in Europe & Air Force in Africa 32-1007 Airfield and Heliport Planning and Design, and NATO Bi-SC Directive 085-005 NATO Criteria and Standards for Airfields, as applicable. This project has been coordinated with the installation physical security plan, and all physical security measures are included. All required antiterrorism protection measures are included. A parametric cost estimate based upon project engineering design was used to develop this budget estimate.

STANDARD DESIGN: The facilities included in the design shall conform to criteria established in the Air Force Corporate Facilities Standards (AFCFS), the Installation Facilities Standards (IFS) in coordination with the Host Nation.

ECONOMIC ANALYSIS (EA) STATEMEN: Sustainable principles, to include life-cycle cost-effective practices, will be integrated into the design, development, and construction of the project in accordance with Unified Facility Criteria 1-200-02 the Energy Policy Act 2005, Executive Orders 13123 and 13423, 10 United States Code (USC) 2802 (c), and other applicable laws and Executive orders. This includes the preparation of a life-cycle cost analysis (LCCA) for energy consuming systems, renewable energy generating systems, or when life cycle cost effective (LCCE) is selected as the reason any requirement of Unified Facility Criteria 1-200-02 is partially compliant or not applicable.

NATO STATEMENT: NATO eligibility for this project has not yet been established.

FYDP STATEMENT: NA

MASTER PLAN STATEMENT: Facility is sited in accordance with current Lask Air Base plans and is within a compatible land use area.

JOINT USE CERTIFICATION: These facilities can be used by other components on an "as available" basis; however, the scope of the project is based on United States Air Force requirements.

NATO SECURITY INVESTMENT: As the Host Nation, Poland should submit to the NATO Office of Resources (NOR) the Prefinancing Statement (PFS) for the project to be included in Capability Package CP3A0019. This project is partially eligible for funding within an established NATO infrastructure category for common funding and has the potential for reimbursement (partially or whole) from NATO Security Investment Program (NSIP) funds.

1. COMPONENT Dowództwo USAFE	CY2022 POLAND-PROVIDED INFRASTRUCTURE PROJECT DATA Dane dotyczące projektu infrastruktury zapewnianej przcz Polskę	2. DATE data 2023-06-16	REPORT CONTROL SYMBOL PPI

3. INSTALLATION AND LOCATION Jednostka wojskowa oraz lokalizacja Wrocław Airport, Poland (WRO)	4. PROJECT TITLE Nazwa projektu Dormitory and Multi-Use Support Building

5. PROGRAM ELEMENT Element programu XXXXXX	6. CATEGORY CODE Kategoria Projektu 721-312	7. PROJECT NUMBER Numer Projektu WRO-1110-PL	8. PROJECT COST ($000) Całkowity koszt projektu 32,000

12. SUPPLEMENTAL DATA DANE UZUPEŁNIAJĄCE

PLANNING AND DESIGN DATA (ESTIMATE) / Dane konstrukcyjne

(1) Status / Stan:

(a)	Type of Design / rodzaj projektu	Design-Bid-Build / Projekt-Bid-Budowa
(b)	Date Design Started / Data Rozpoczęcia Projektowania	01 AUG / SIERPIEŃ 25
	Parametryczne szacunki kosztów stosowane do	YES / TAK
(d)	Percent Complete as of 01 JAN 2023 / Procent ukończenia na dzień 1 stycznia 2023 r.	0%
(e)	Date 35% Designed / Data projektu 35%	
(f)	Date Design Complete / Data ukończenia projektu	01 JUN / CZERWIEC 26
(g)	Energy Study/Life-Cycle analysis was/will be performed / Badanie energetyczne/analiza cyklu życia zostało/zostanie przeprowadzone	YES / TAK

(2) Basis / Podstawa:

(a)	Standard or Definitive Design / Standardowy lub ostateczny projekt	NO / NIE
(b)	Where Design Was Most Recently Used Gdzie projekt był ostatnio używany	N/A / nie dotyczy

1. COMPONENT Dowództwo USAFE	CY2022 POLAND-PROVIDED INFRASTRUCTURE PROJECT DATA Dane dotyczące projektu infrastruktury zapewnianej przcz Polskę	2. DATE data 2023-06-16	REPORT CONTROL SYMBOL PPI

3. INSTALLATION AND LOCATION Jednostka wojskowa oraz lokalizacja Wrocław Airport, Poland (WRO)	4. PROJECT TITLE Nazwa projektu Dormitory and Multi-Use Support Building

5. PROGRAM ELEMENT Element programu XXXXXX	6. CATEGORY CODE Kategoria Projektu 721-312	7. PROJECT NUMBER Numer Projektu WRO-1110-PL	8. PROJECT COST ($000) Całkowity koszt projektu 32,000

(3) Total Cost / Całkowity koszt (c) = (a) + (b) or (d) + (e)	($2,970)
(a) Production of Plans and Specifications / Tworzenie planów i specyfikacji (6%)	1,980
(b) All Other Design Costs / Wszystkie inne koszty projektowania (3%)	990
(c) Total / Razem	**2,970**
(d) Contract / Umowa (7.5%)	2,475
(e) In-house / Wewnętrzna (1.5%)	495
(4) Construction Contract Award / Nagroda Kontraktu Budowlanego	26 OCT / PAŹDZIERNIK
(5) Construction Start / Rozpoczęcie budowy	26 DEC / GRUDZIEŃ
(6) Construction Completion / Zakończenie budowy	30 FEB / LUTY

b. Equipment associated with this project / Sprzęt związany z tym projektem:

EQUIPMENT NOMENCLATURE / NAZWA URZĄDZEŃ	FISCAL YEAR APPROPRIATED OR REQUESTED / ROK PODATKOWY PRZYZNANE LUB PROSZĘ	COST / KOSZT ($000)
FURNITURE FIXTURES & EQUIPMENT / MEBLE I WYPOSAŻENIE	2027	$2,363
COMMUNICATION EQUIPMENT / SPRZĘT KOMUNIKACYJNY	2027	TBD
OTHER / INNY	N/A	0

Tab - **UNACCOMPANIED HOUSING PRIVATIZATION**

Exhibit UH-6 Military Housing Privatization Initiative (MHPI) - Unaccompanied Housing Privatization

Privatization Date[1]	MHPI Project Name[2]	Installation/ State[3]	Approved by OSD & OMB[4]						Actual/Current Plan[8]							MHPI Authorities[13]
					Funding Source(s)[7]							Funding Source(s)[12]				
			No. Units Conveyed[5]	No. End State Units[6]	Amount ($M)[7a]	Budget Year(s)[7b]	Type of Funds[7c]	Source Project Name[7d]	No. Units Conveyed[9]	No. End State Units[10]	Total No. Units in Current Inventory[11]	Amount ($M)[12]	Budget Year(s)[12]	Type of Funds[12]	Source Project Name[12]	
TBD	Edwards Air Force Base (AFB) MHPI Unaccompanied Housing Apartments Project	Edwards AFB, California	0	142	$0.00	N/A	N/A	N/A	0	142	0	$0.00	N/A	N/A	N/A	5
Grand Totals[14]			**0**	**142**	**$0**				**0**	**142**	**0**	**$0**				

Tab - **FAMILY HOUSING**



Department of the Air Force

Military Family Housing

Fiscal Year (FY) 2027 Budget Estimates

Justification Data Submitted to Congress

April 2026

This Page Intentionally Left Blank.

Tab - **CONTENTS**

TABLE OF CONTENTS

MILITARY FAMILY HOUSING 1
FINANCIAL SUMMARY 3
FH-11 Inventory and Condition of Government-Owned, Family Housing Units 5
FH-11 Transitional Gvt-Owned FH Units 9
FH-8 Air Force Inadequate Family Housing Units Eliminated in FY 2025 11
AUTHORIZATION LANGUAGE 15
APPROPRIATION LANGUAGE 17
NEW CONSTRUCTION 19
CONSTRUCTION IMPROVEMENTS 33
Purpose and Scope 33
DD Form 1391 34
MANDATORY CONSTRUCTION IMPROVEMENTS 47
DESIGN 59
MANDATORY DESIGN 61
OPERATIONS, UTILITIES AND MAINTENANCE SUMMARY 63
Purpose and Scope 63
Inventory and Funding Summary (FH-2) 65
Summary Historic Housing 69
Family Housing Operations and Maintenance Reprogramming Actions 70
MANAGEMENT EXHIBIT OP-5 71
SERVICES EXHIBIT OP-5 73
FURNISHINGS EXHIBIT OP-5 75
MISCELLANEOUS EXHIBIT OP-5 77
UTILITIES EXHIBIT OP-5 79
Family Housing Summary of Utilities Detail 80
MAINTENANCE EXHIBIT OP-5 81
Anticipated Operations, Maintenance and Repair Expenditures Exceeding $35,000 per Unit (FH-5) 83
Privatized GFOQ Operations, Maintenance and Repair Costs Exceeding $50,000 (FH-12) 85
REIMBURSEMENTS EXHIBIT OP-5 87
LEASING 89
Purpose and Scope 89
EXHIBIT OP-5 91
Analysis of Leased Units Exhibit (FH-4) 92
Analysis of High Cost Leased Units (FH-4) 93
FAMILY HOUSING PRIVATIZATION 95
Housing Privatization Exhibit OP-5 97
Family Housing Privatization Comparison Exhibit (FH-6) 98
FOREIGN CURRENCY EXCHANGE DATA (PB-18) 104

This Page Intentionally Left Blank.

Tab - **FAMILY HOUSING NARRATIVE**

DEPARTMENT OF THE AIR FORCE

MILITARY FAMILY HOUSING
FISCAL YEAR 2027 BUDGET REQUEST

MILITARY FAMILY HOUSING

	Program ($ in Thousands)
FY 2027 Budget Request	$609,779
FY 2026 Budget Request	$633,995
FY 2026 Enactment*	$10,000
FY 2026 Appropriation	$643,995

NARRATIVE SUMMARY

* Funds provided by Congress in FY 2026 for additional Family Housing Management and Privatization are one year appropriated funds.

This Military Family Housing budget request reflects the Air Force's commitment to ensure military personnel and their families have access to quality housing facilities and services. The Air Force relies on the local community to support military family housing needs. When community housing is unavailable or inadequate, the AF provides military family housing to support this requirement. We construct, replace, improve, or repair and maintain military family housing to meet contemporary standards.

The Air Force created the Family Housing Master Plan (FHMP) as the strategic planning and programming investment tool for government-owned, leased and privatized military family housing. This request funds the AF FHMP recommendations to sustain, improve and divest military family housing overseas, support privatized family housing, and lease family housing when necessary and fiscally appropriate.

Consistent with AF FHMP priorities, this budget provides a program that supports daily operations and the maintenance and repair of assets to sustain and prevent deterioration of our inventory. The operations, maintenance and leasing accounts predominantly support "must pay" requirements. These costs include service contracts, lease contracts, utilities, and essential maintenance to operate the units and contract funding to correct life safety, health, and facility preservation issues that cannot wait for family housing construction funding.

MAJOR FACTORS

In accordance with 10 USC 2837, the Department of the Air Force plans to conduct the following Housing Requirements and Market Analysis in FY 2027: United States Air Force Academy, CO; Arnold AFB, TN; Buckley SFB, CO; Calier AFB, ND; Hill AFB, UT; Keesler AFB, MS; Kunsan AB, Republic of Korea; Minot AFB, ND; Misawa AB, Republic of Japan; Mountain Home AFB, ID; Peterson SFP, CO; Schriever AFB, CO; Scott AFB, IL; Whiteman AFB, KS; Wright -Patterson, OH.

We respectfully request full support for the Air Force family housing needs presented herein.

This Page Intentionally Left Blank.

FINANCIAL SUMMARY

AUTHORIZATION FOR APPROPRIATION REQUESTED FOR FY 2027:	**($000)**
FUNDING REQUEST FOR FY 2027	
Construction	$24,104
Construction Improvements	$193,064
Planning and Design	$25,854
Appropriation Request: Construction	$243,022
Operations, Utilities, and Maintenance	$320,607
Operating Expenses	$108,981
Utilities	$51,097
Maintenance	$160,529
Housing Privatization	$40,627
Leasing - Worldwide	$5,523
Appropriation Request: O&M, Leasing, Housing Privatization	$366,757
Appropriation Request	$609,779
Reimbursement Request	$2,500
FY 2027 FAMILY HOUSING REQUEST	**$612,279**

EXECUTIVE SUMMARY:

Table 1: Funding Overview			
	FY 2025 ($K)	FY 2026 ($K)	FY 2027 ($K)
Discretionary			
Family Housing Construction, Air Force	$221,549	$274,230	$243,022
Family Housing Operation & Maintenance, Air Force	$336,250	$369,765	$366,756
Subtotal	$557,799	$643,995	$609,778
Mandatory			
Family Housing Construction, Air Force	$0	$0	$236,000
Family Housing Operation & Maintenance, Air Force	$0	$0	$454,767
Subtotal	$0	$0	$690,767
Total	**$557,799**	**$643,995**	**$1,300,545**

Table 2: Detailed Mandatory Breakout					
Appropriation	**BLI**	**Reconciliation Bin Title**	**FY 2025 ($K)**	**FY 2026 ($K)**	**FY 2027 ($K)**
Family Housing Construction, Air Force	QKKA274002	Warrior Ethos	$0	$0	$60,000
Family Housing Construction, Air Force	ZNRE254301	Warrior Ethos	0	0	$76,000
Family Housing Construction, Air Force	PAYZ714FNA	Warrior Ethos	0	0	$100,000
Family Housing Operation & Maintenance, Air Force	8000000745	Warrior Ethos	$0	$0	$454,767
Total			**$0**	**$0**	**$690,767**

MANDATORY FUNDING JUSTIFICATION:

The FY 2027 request for Military Family Housing includes $609,778 thousand of discretionary and $690,767 thousand of mandatory for a total of $1,300,545 thousand.

The mandatory funds will remedy current Air Force inadequate housing by: 1) providing $454,767,000 to Family Housing O&M and resolve critical issues for 375 inadequate units; and 2) providing $236,000,000 to Family Housing Construction and resolve critical issues for 208 inadequate units.

DEPARTMENTOF THE AIR FORCE
FH-11 Inventory and Condition of Government-Owned, Family Housing Units
(Number of Dwelling Units in Inventory)
Fiscal Year 2027

Worldwide

	Number of Units- Worldwide		
	FY 2025	**FY 2026**	**FY 2027**
Beginning of FY Adequate Inventory Total	**8,172**	**7,598**	**7,114**
BCI - 90% to 100%	1,192	1,175	1,043
BCI - 80% to 89%	6,980	6,423	6,071
Beginning of FY Inadequate Inventory Total	**7,099**	**7,561**	**7,005**
BCI - 60% to 79%	6,176	6,633	6,363
BCI - 59% or less	923	928	642
Beginning of FY Total Inventory	**15,271**	**15,159**	**14,119**
Percent Adequate - Beginning of FY Inventory	**54%**	**50%**	**50%**
Inadequate Inventory Reduced Through:	**462**	**(556)**	**608**
Construction (FHCON)	(51)	(102)	(44)
Maintenance & Repair (FHO&M)	(53)	(70)	0
Privatization	0	0	0
Demolition/Divestiture/Diversion/Conversion	(52)	(902)	(6)
Funded by Host Nation	0	0	0
Additional Inadequate Units Identified	618	518	658
Adequate Inventory Changes:	**(574)**	**(484)**	**(390)**
Construction (FHCON)	53	102	44
Maintenance & Repair (FHO&M)	53	70	0
Privatization	0	0	0
Demolition/Divestiture/Diversion/Conversion	(62)	(138)	0
Funded by Host Nation	0	0	224
Additional Inadequate Units Identified	(618)	(518)	(658)
End of FY Adequate Inventory Total	**7,598**	**7,114**	**6,724**
BCI - 90% to 100%	1,175	1,043	1,260
BCI - 80% to 89%	6,423	6,071	5,464
End of FY Inadequate Inventory Total	**7,561**	**7,005**	**7,613**
BCI - 60% to 79%	6,633	6,363	6,910
BCI - 59% or less	928	642	703
End of FY Total Inventory	**15,159**	**14,119**	**14,337**
Percent Adequate - End of FY Inventory	**50%**	**50%**	**47%**
DoW Performance Goal - At least 90% BCI	0	0	0

NOTES:
1 - Building Condition Index (BCI) is a general measure of the physical condition of the facility.
2 - Assessment data, and investment, sustainment, and divestiture strategy for the worldwide AF government-owned inventory is based on the installation level Housing Community Profiles (HCPs), the Japan Investment Strategy (JIS), and the Family Housing Master Plan (FHMP). The FHMP incorporates scores and investment planning decisions based on nine HCPs finalized over the last four years. Five HCPs are in progress (1 in Japan and 4 in USAFE); and one will begin in the spring of 2026.
3 - Divestiture is planned for 1,846 units between FY25 and FY31, with the majority of these units at Okinawa (782 units), which includes 340 Camp Kinser units divested in FY26 to be turned over to the USMC, 154 Camp Lester units in FY26 as a planned land return area, SACO divestiture of 208 units, and surplus divestiture of 79 units. In addition, divestiture is planned at Misawa (468 units) including 328 units in FY26, KMC (336 units), and at eight additional installations (260 units).
4 - Units with BCI scores <60 are planned for divestiture or replacement, with the majority of the units located at Okinawa.
5 - A large number of units built between 2005 and 2009 that are projected to have scores < 80BCI around the 20-25 year mark and a large number of units that were renovated between 2010-2015 that are projected to have scores < 80BCI around the 15-20 year mark.
6 - Additionally, surplus inventory at Okinawa is identified for divestiture of ~900 units is identified in FY32 – FY41; this is tied to agreements on land returns associated with the Government of Japan (GOJ).

DEPARTMENT OF THE AIR FORCE

FH-11 Inventory and Condition of Government-Owned, Family Housing Units
(Number of Dwelling Units in Inventory)
Fiscal Year 2027

UNITED STATES (CONUS plus Hawaii and Alaska)

	Number of Units- U.S.		
	FY 2025	FY 2026	FY 2027
Beginning of FY Adequate Inventory Total	**31**	**31**	**31**
BCI - 90% to 100%	31	31	31
BCI - 80% to 89%	0	0	0
Beginning of FY Inadequate Inventory Total	**75**	**75**	**65**
BCI - 60% to 79%	15	15	5
BCI - 59% and below	60	60	60
Beginning of FY Total Inventory	**106**	**106**	**96**
Percent Adequate - Beginning of FY Inventory	**29%**	**29%**	**32%**
Inadequate Inventory Reduced Through:	**0**	**(10)**	**0**
Construction (FHCON)	0	0	0
Maintenance & Repair (FHO&M)	0	0	0
Privatization	0	0	0
Demolition/Divestiture/Diversion/Conversion	0	(10)	0
Funded by Host Nation	0	0	0
Additional Inadequate Units Identified	0	0	0
Adequate Inventory Changes:	**0**	**0**	**0**
Construction (FHCON)	0	0	0
Maintenance & Repair (FHO&M)	0	0	0
Privatization	0	0	0
Demolition/Divestiture/Diversion/Conversion	0	0	0
Funded by Host Nation	0	0	0
Additional Inadequate Units Identified	0	0	0
End of FY Adequate Inventory Total	**31**	**31**	**31**
BCI - 90% to 100%	31	31	31
BCI - 80% to 89%	0	0	0
End of FY Inadequate Inventory Total	**75**	**65**	**65**
BCI - 60% to 79%	15	5	5
BCI - 59% and below	60	60	60
End of FY Total Inventory	**106**	**96**	**96**
Percent Adequate - End of FY Inventory	**29%**	**32%**	**32%**

NOTES:
1 - Building Condition Index (BCI) is a general measure of the physical condition of the facility.
2 - Wright Patterson - the FHMP identifies an FHCON projects for Key and Essential (K&E) at 29 historic units in FY20, which is reflected in the FY25 condition ratings. This project is currently under construction. Demolition of 10 surplus units was initially identified in FY22; however, due to the delay in the FHCON project, divestiture has been moved to FY26 for the installation to use these 4-BR units as the swing space during the FHCON project. Divestiture of the remaining 40 surplus units is shown in FY28, FY30, and FY32 in order to finalize requirements with the State Historic Preservation Officer (SHPO).
3 - United States Air Force Academy (USAFA) - the inventory includes two General Officer Quarters (GOQs) in the government-owned inventory; one is identified for an FHCON new construction project in FY24 the other as and FHCON project in FY29. Execution to be finalized with appropriate approvals.
4 - Eglin - nine units were identified for divestiture in FY21. Four units are brought back into the MFH inventory in FY23 due to delays in execution; divestiture plan is being evaluated and identified in FY28.

DEPARTMENT OF THE AIR FORCE

FH-11 Inventory and Condition of Government-Owned, Family Housing Units
(Number of Dwelling Units in Inventory)
Fiscal Year 2027

FOREIGN (includes U.S. Territories)

	Number of Units- Foreign		
	FY 2025	**FY 2026**	**FY 2027**
Beginning of FY Adequate Inventory Total	**8,141**	**7,567**	**7,083**
BCI - 90% to 100%	1,161	1,144	1,012
BCI - 80% to 89%	6,980	6,423	6,071
Beginning of FY Inadequate Inventory Total	**7,024**	**7,486**	**6,940**
BCI - 60% to 79%	6,161	6,618	6,358
BCI - 59% and below	863	868	582
Beginning of FY Total Inventory	**15,165**	**15,053**	**14,023**
Percent Adequate - Beginning of FY Inventory	**54%**	**50%**	**51%**
Inadequate Inventory Reduced Through:	**462**	**(546)**	**608**
Construction (FHCON)	(51)	(102)	(44)
Maintenance & Repair (FHO&M)	(53)	(70)	0
Privatization	0	0	0
Demolition/Divestiture/Diversion/Conversion	(52)	(892)	(6)
Funded by Host Nation	0	0	0
Additional Inadequate Units Identified	618	518	658
Adequate Inventory Changes:	**(574)**	**(484)**	**(390)**
Construction (FHCON)	53	102	44
Maintenance & Repair (FHO&M)	53	70	0
Privatization	0	0	0
Demolition/Divestiture/Diversion/Conversion	(62)	(138)	0
Funded by Host Nation	0	0	224
Additional Inadequate Units Identified	(618)	(518)	(658)
End of FY Adequate Inventory Total	**7,567**	**7,083**	**6,693**
BCI - 90% to 100%	1,144	1,012	1,229
BCI - 80% to 89%	6,423	6,071	5,464
End of FY Inadequate Inventory Total	**7,486**	**6,940**	**7,548**
BCI - 60% to 79%	6,618	6,358	6,905
BCI - 59% and below	868	582	643
End of FY Total Inventory	**15,053**	**14,023**	**14,241**
Percent Adequate - End of FY Inventory	**50%**	**51%**	**47%**

NOTES:
1 - Building Condition Index (BCI) is a general measure of the physical condition of the facility.
2 - Assessment data, and investment, sustainment, and divestiture strategy for the worldwide AF government-owned inventory is based on the installation level Housing Community Profiles (HCPs), the Japan Investment Strategy (JIS), and the Family Housing Master Plan (FHMP). The FHMP incorporates scores and investment planning decisions based on nine HCPs finalized over the last four years. Five HCPs are in progress (1 in Japan and 4 in USAFE); and one will begin in the spring of 2026.
3 - Divestiture is planned for 1,802 units between FY25 and FY31, with the majority of these units at Okinawa (782 units), which includes 340 Camp Kinser units divested in FY26 to be turned over to the USMC, 154 Camp Lester units in FY26 as a planned land return area, SACO divestiture of 208 units, and surplus divestiture of 79 units. In addition, divestiture is planned at Misawa (468 units) including 328 units in FY26, KMC (336 units), and at eight additional installations (260 units).
4 - Units with BCI scores <60 are planned for divestiture or replacement, with the majority of the units located at Okinawa.
5 - A large number of units built between 2005 and 2009 that are projected to have scores < 80BCI around the 20-25 year mark and a large number of units that were renovated between 2010-2015 that are projected to have scores < 80BCI around the 15-20 year mark.
6 - Additionally, surplus inventory at Okinawa is identified for divestiture of ~900 units identified in FY32 – FY41 tied to agreements on land returns associated with the Government of Japan (GOJ).

This Page Intentionally Left Blank.

DEPARTMENT OF THE AIR FORCE

FH-11 Inventory and Condition of Government-Owned, Family Housing Units
(Number of Dwelling Units in Inventory)
Fiscal Year 2027

Transitional

	FY 2025	FY 2026	FY 2027
Beginning of FY Adequate Inventory Total	**0**	**0**	**0**
BCI - 90% to 100%	0	0	0
BCI - 80% to 89%	0	0	0
Beginning of FY Inadequate Inventory Total	**39**	**39**	**25**
BCI - 60% to 79%	39	39	25
BCI - 59% or less	0	0	0
Beginning of FY Total Inventory	**39**	**39**	**25**
Percent Adequate - Beginning of FY Inventory	**0%**	**0%**	**0%**
Inadequate Inventory Reduced Through:	**0**	**(14)**	**0**
Construction (FHCON)	0	0	0
Maintenance & Repair (FHO&M)	0	0	0
Privatization	0	0	0
Demolition/Divestiture/Diversion/Conversion	0	((14))	0
Funded by Host Nation	0	0	0
Additional Inadequate Identified	0	0	0
Adequate Inventory Changes:	**0**	**0**	**0**
Privatization	0	0	0
Demolition/Divestiture/Diversion/Conversion	0	0	0
Additional Inadequate Identified	0	0	0
End of FY Adequate Inventory Total	**0**	**0**	**0**
BCI - 90% to 100%	0	0	0
BCI - 80% to 89%	0	0	0
End of FY Inadequate Inventory Total	**39**	**25**	**25**
BCI - 60% to 79%	39	25	25
BCI - 59% or less	0	0	0
End of FY Total Inventory	**39**	**25**	**25**
Percent Adequate - End of FY Inventory	**0%**	**0%**	**0%**

NOTES:
1 - The definition of transitional family housing (FH) are units that are at enduring and non-enduring sites 1) as a result of organizational deactivations, consolidation (e.g. Europe Infrastructure Consolidation (EIC), etc.) and relocation efforts; 2) where FH units have been identified by the Services as surplus and not currently occupied; and 3) in both cases, the Service has planned, documented, funded and/or announced the divestiture, demolition, or transfer of these units in the Future Years Defense Program (FYDP).
2. The European Infrastructure Consolidation (EIC) decisions have impacted manpower requirements for bases in England. The 2022 Housing Requirements and Market Analysis (HRMA) for RAF Fairford identified a decrease due to the EIC decisions. There is now a 62 unit surplus.
- There are 39 units identified as transitional based on the current HCP.
  -- In FY26, 14 units are identified to be removed:
    --- 6 units are planned for divestiture.
    --- 8 units are being removed from the transitional inventory that had a minor renovation project completed, in order to occupy these units until the FHCON projects are executed; therefore, the units do not meet the transitional requirement numbers per definition 3 on note 1.
  -- In FY29, the remaining 25 transitional units are identified as being divested.
- The remaining surplus units are occupied and planned for use as swing space during renovations of the required units. The surplus swing space units are identified to be removed after the FHCON project is complete, therefore these units are not included in the transitional numbers per definition number 3 (Note 1).
3 - Building Condition Index (BCI) is a general measure of the physical condition of the facility.

DEPARTMENT OF THE AIR FORCE

FH-11 Inventory and Condition of Government-Owned, Family Housing Units
(Number of Dwelling Units in Inventory)
Fiscal Year 2027

Transitional Unit Details by Location

State/Country	Installation	N/E[2]	Change in Transitional Units	Condition (FCI)[3]	Explanation
FY 2025					
FY 2025 Transitional Unit Changes			**0**		
FY 2026					
United Kingdom	RAF Fairford	N	(14)	3	Manpower and housing requirements have been reduced as identified the 2022 Draft HRMA due to the EIC decisions. See Note 2 for more details.
FY 2026 Transitional Unit Changes			**(14)**		
FY 2027					
FY 2027 Transitional Unit Changes			**0**		
Total			**(39)**		

NOTES:
1 - The definition of transitional family housing (FH) are units that are at enduring and non-enduring sites 1) as a result of organizational deactivations, consolidation (e.g. Europe Infrastructure Consolidation (EIC), etc.) and relocation efforts; 2) where FH units have been identified by the Services as surplus and not currently occupied; and 3) in both cases, the Service has planned, documented, funded and/or announced the divestiture, demolition, or transfer of these units in the Future Years Defense Program (FYDP).
2. The European Infrastructure Consolidation (EIC) decisions have impacted manpower requirements for bases in England. The 2022 Housing Requirements and Market Analysis (HRMA) for RAF Fairford identified a decrease due to the EIC decisions. There is now a 62 unit surplus.
- There are 39 units identified as transitional based on the current HCP.
-- In FY26, 14 units are identified to be removed:
--- 6 units are planned for divestiture.
--- 8 units are being removed from the transitional inventory that had a minor renovation project completed, in order to occupy these units until the FHCON projects are executed; therefore, the units do not meet the transitional requirement numbers per definition 3 on note 1.
-- In FY29, the remaining 25 transitional units are identified as being divested.
- The remaining surplus units are occupied and planned for use as swing space during renovations of the required units. The surplus swing space units are identified to be removed after the FHCON project is complete, therefore these units are not included in the transitional numbers per definition number 3 (Note 1).
3 - Building Condition Index (BCI) is a general measure of the physical condition of the facility.

FH-8 Air Force Inadequate Family Housing Units Eliminated in FY 2025

MAJCOM	Project Type	Base	Total Inventory Minus Leased & Privatized	Total Inadequate Inventory	Total Inadequate Addressed
Units at Beginning of FY 2025			**15,271**	**7,099**	
Additional Inadequate Units Identified			**0**	**618**	**0**
PACAF	Condition Adjustment	Okinawa	0	375	0
PACAF	Condition Adjustment	Misawa	0	20	0
PACAF	Condition Adjustment	Osan	0	2	0
PACAF	Condition Adjustment	Yokota	0	184	0
USAFE	Condition Adjustment	KMC	0	4	0
USAFE	Condition Adjustment	Moron	0	15	0
PACAF	Condition Adjustment	RAF Alconbury	0	5	0
USAFE	Condition Adjustment	RAF Croughton	0	11	0
USAFE	Condition Adjustment	RAF Lakenheath	0	2	0
FY 2025 Family Housing Construction, Improvement, and O&M Projects to Eliminate Inadequate Units			**0**	**(104)**	**104**
PACAF	FHCON	Yokota (improvement)	0	(51)	51
PACAF	FHO&M	Misawa (improvement)	0	(17)	17
PACAF	FHO&M	RAF Croughton (improvement)	0	(12)	12
PACAF	FHO&M	RAF Lakenheath (improvement)	0	(24)	24
Privatization Projects Executed			**0**	**0**	**0**
Units Demolished/Divested FY 2025			**(114)**	**(52)**	**52**
PACAF	Divestiture	Okinawa	(1)	(1)	1
PACAF	Divestiture	Yokota	(17)	(17)	17
USAFE	Divestiture	RAF Croughton	(96)	(34)	34
Units Added to Family Housing			**0**	**0**	**0**
Deficit			**2**	**0**	**0**
USAFE	Deficit Construction	KMC	2	0	0
Host Nation Construction projects			**0**	**0**	**0**
Units at End of FY 2025			**15,159**	**7,561**	**156**

NOTES:

1. Condition adjustments reflect projected degradation based on the latest HCP assessments.
2. Family Housing Military Construction (FHCON) and Family Housing Operations and Maintenance (FHO&M) investments are based on the HCP and Family Housing Master Plan (FHMP) and includes FHCON improvement of 51 units at Yokota, West and North neighborhoods, built in the 1990s; FHO&M improvement of 17 units at Misawa Main Neighborhood built in 1993; FHO&M improvement of 12 units at Royal Air Force Croughton built in 1968 and last renovated in 2005; and FHO&M improvement of 24 units at RAF Lakenheath in the Feltwell Portal Close neighborhood built in 1951 and last renovated in 1998.
3. Divestiture is based on Family Housing Master Plan for the divestiture of surplus units with input from the installations and AFIMSC Detachments.

FH-8 Air Force Inadequate Family Housing Units Eliminated in FY 2026

MAJCOM	Project Type	Base	Total Inventory Minus Leased & Privatized	Total Inadequate Inventory	Total Inadequate Addressed
Units at Beginning of FY 2026			**15,159**	**7,561**	
Additional Inadequate Units Identified			**0**	**518**	**0**
PACAF	Condition Adjustment	Misawa	0	29	0
PACAF	Condition Adjustment	Okinawa	0	325	0
PACAF	Condition Adjustment	Yokota	0	124	0
USAFE	Condition Adjustment	KMC	0	23	0
USAFE	Condition Adjustment	RAF Alconbury	0	5	0
USAFE	Condition Adjustment	RAF Croughton	0	3	0
USAFE	Condition Adjustment	RAF Lakenheath / RAF Mildenhall	0	9	0
FY 2026 Family Housing Construction, Improvement, and O&M Projects to Eliminate Inadequate Units			**0**	**(172)**	**172**
PACAF	FHCON	Okinawa (improvement)	0	(68)	68
PACAF	FHCON	Yokota (improvement)	0	(34)	34
PACAF	FHO&M	Yokota (improvement)	0	(70)	70
Privatization Projects Executed			**0**	**0**	**0**
Units Demolished/Divested FY 2026			**(1,040)**	**(902)**	**902**
AFMC	Divest	Wright-Patterson	(10)	(10)	10
PACAF	Divest	Misawa	(328)	(208)	208
PACAF	Divest	Okinawa (SACO Replacement Area)	(194)	(176)	176
PACAF	Divest	Okinawa (Camp Kinser)	(340)	(340)	340
PACAF	Divest	Okinawa (Camp Lester)	(154)	(154)	154
USAFE	Divest	Moron	(8)	(8)	8
USAFE	Divest	RAF Fairford	(6)	(6)	6
Units Added to Family Housing			**0**	**0**	**0**
Deficit Construction			**0**	**0**	**0**
Host Nation Construction projects			**0**	**0**	**0**
Units at End of FY 2026			**14,119**	**7,005**	**1,074**

NOTES:

1. Condition adjustments reflect projected degradation based on the latest HCP assessments.
2. Family Housing Military Construction (FHCON) and Family Housing Operations and Maintenance (FHO&M) investments are based on the HCP and Family Housing Master Plan (FHMP) and includes FHCON improvement of 68 Okinawa tower units (tower 4511, built in 1986 and renovated in 2012 (has mechanical issues and is uninhabited at this time); FHCON improvement of 34 Yokota units in the North neighborhood built in 1994; and FHO&M improvement of 70 Yokota tower units (tower 3001, built in 1991).
3. Divestiture is based on Family Housing Master Plan for the divestiture of surplus units with input from the installations and AFIMSC Detachments.

FH-8 Air Force Inadequate Family Housing Units Eliminated in FY 2027

MAJCOM	Project Type	Base	Total Inventory Minus Leased & Privatized	Total Inadequate Inventory	Total Inadequate Addressed
Units at Beginning of FY 2027			**14,119**	**7,005**	
Additional Inadequate Units Identified			**0**	**658**	**0**
PACAF	Condition Adjustment	Misawa	0	32	0
PACAF	Condition Adjustment	Okinawa	0	490	0
PACAF	Condition Adjustment	Osan	0	1	0
PACAF	Condition Adjustment	Yokota	0	4	0
USAFE	Condition Adjustment	KMC	0	97	0
USAFE	Condition Adjustment	RAF Alconbury	0	10	0
USAFE	Condition Adjustment	RAF Lakenheath / RAF Mildenhall	0	22	0
USAFE	Condition Adjustment	Spangdahlem	0	2	0
FY 2027 Family Housing Construction, Improvement, and O&M Projects to Eliminate Inadequate Units			**0**	**(44)**	**44**
PACAF	FHCON	Yokota (improvement)	0	(32)	32
USAFE	FHCON	RAF Croughton (replacement)	0	(12)	12
Privatization Projects Executed			**0**	**0**	**0**
Units Demolished/Divested FY 2027			**(6)**	**(6)**	**6**
USAFE	Divest	RAF Croughton	(6)	(6)	6
Units Added to Family Housing			**0**	**0**	**0**
Deficit Construction			**0**	**0**	**0**
Host Nation Construction projects			**224**	**0**	**0**
PACAF	New Construction	Okinawa	224	0	0
Units at End of FY 2027			**14,337**	**7,613**	**50**

NOTES:

1. Condition adjustments reflect projected degradation based on the latest HCP assessments.
2. Family Housing Military Construction (FHCON) and Family Housing Operations and Maintenance (FHO&M) investments are based on the HCP and Family Housing Master Plan (FHMP) and includes:
    - Base FHCON: improvement of 32 Yokota units built 1998-2000 and replacement of 12 units at Croughton built in 1962
3. Divestiture is based on Family Housing Master Plan for the divestiture of surplus units with input from the installations and AFIMSC Detachments.

This Page Intentionally Left Blank.

Tab - **LEGISLATIVE LANGUAGE**

AUTHORIZATION LANGUAGE

SEC. 2302. FAMILY HOUSING

(a) CONSTRUCTION AND ACQUISITION. Using amounts appropriated pursuant to the authorization of appropriations in Section 2303(a) and available for military family housing functions as specified in the funding table in section 4601, the Secretary of the Air Force may construct or acquire family housing units (including land acquisition and supporting facilities) at the installations or locations, in the number of units, and in the amounts set forth in the following table:

Air Force: Family Housing

State	Installation	Units	Amount
United Kingdom	RAF Croughton	12	$24,104

(b) IMPROVEMENTS TO MILITARY FAMILY HOUSING UNITS. – Subject to section 2825 of Title 10, United States Code, and using amounts appropriated pursuant to the authorization of appropriations in Section 2303(a) and available for military family housing functions as specified in the funding table in section 4601, the Secretary of the Air Force may improve existing military family housing units in an amount not to exceed [$237,655,000] $193,064,000.

(c) DESIGN. – Using amounts appropriated pursuant to the authorization of appropriations in Section 2303(a) and available for military family housing functions as specified in the funding table in section 4601, the Secretary of the Air Force may carry out architectural and engineering services and construction design activities with respect to the construction or improvement of military family housing units in an amount not to exceed [$36,575,000] $25,854,000.

SEC. 2303. AUTHORIZATION OF APPROPRIATIONS, AIR FORCE

(a) AUTHORIZATION OF APPROPRIATIONS. – Funds are hereby authorized to be appropriated for fiscal years beginning after September 30, 2026, for military construction, land acquisition, and military family housing functions of the Department of the Air Force, as specified in the funding table in section 4601.

(b) LIMITATION ON TOTAL COST OF CONSTRUCTION PROJECTS. – Notwithstanding the cost variations authorized by section 2853 of title 10, United States Code, and any other cost variation authorized by law, the total cost of all projects carried out under section 2301 of this Act may not exceed the total amount authorized to be appropriated under subsection (a), as specified in the funding table in section 4601.

This Page Intentionally Left Blank.

APPROPRIATION LANGUAGE

FAMILY HOUSING CONSTRUCTION, AIR FORCE

For expenses of family housing for the Air Force for construction, including acquisition, replacement, addition, expansion, extension, and alteration, as authorized by law, [$240,903,000] $243,022,000 to remain available until September 30, 2030.

FAMILY HOUSING OPERATION AND MAINTENANCE, AIR FORCE

For expenses of family housing for the Air Force for operation and maintenance, including debt payment, leasing, minor construction, principal and interest charges, and insurance premiums, as authorized by law [$360,030,000] $366,756,000.

This Page Intentionally Left Blank.

Tab - **NEW CONSTRUCTION**

NEW CONSTRUCTION

	Budget Request ($ in Thousands)
FY 2027 Budget Request	$24,104
FY 2026 Budget Request	$0

Purpose and Scope

This program provides for site preparation, acquisition, and construction, and initial outfitting with fixtures and integral equipment of new family housing units and associated facilities such as roads, driveways, sidewalks, and utility systems.

Budget Request Summary

Authorization is requested for:
(1) Replacement of twelve K&E MFH units at RAF Croughton, ($24,104,000) in FY2027.

Activity	Mission	No. of Units	Amount ($000)
Activity Total		12	$24,104
RAF Croughton UK	Current	12	$24,104

1. COMPONENT	FY 2027 MILITARY CONSTRUCTION PROJECT DATA	2. DATE
AIR FORCE		MARCH 2026

3. INSTALLATION AND LOCATION	4. PROJECT TITLE
RAF CROUGHTON UNITED KINGDOM	REPLACE 12 K&E MFH UNITS

5. PROGRAM ELEMENT	6. CATEGORY CODE	7. PROJECT NUMBER	8. PROJECT COST ($000)
88741F	711-142	EXSW264002	24,000

9. COST ESTIMATES

0.7978 POUND/US$ ITEM	UM	QUANTITY	UNIT COST	COST($000)
PRIMARY FACILITIES				12,463
FAMILY HOUSING UNITS (711-142)	EA	12	1017728	(12,213)
CYBERSECURITY OF FACILITY-RELATED CONTROL	LS			(250)
SUPPORTING FACILITIES				7,065
UTILITIES	LS			(3,290)
ROADS, SIDEWALKS, AND PARKING	LS			(1,821)
SITE IMPROVEMENTS	LS			(1,615)
DEMOLITION	SM	2,737	123	(339)
SUBTOTAL				19,528
CONTINGENCY (10.61%)				2,072
TOTAL CONTRACT COST				21,600
SUPERVISION, INSPECTION AND OVERHEAD (7.30%)				1,577
DESIGN/BUILD - DESIGN COST (4.00% OF SUBTOTAL)				927
TOTAL REQUEST				24,104
TOTAL REQUEST (ROUNDED)				24,000
EQUIPMENT FROM OTHER APPROPRIATIONS (NON-ADD)				(93)

10. DESCRIPTION OF PROPOSED CONSTRUCTION

Replace 18 (constructed 1962, renovated 2005) military family housing units located in multi-plex buildings at Royal Air Force (RAF) Croughton, England. Work to include, but is not limited to the demolition, separation, and disposal and recycling of all building materials, including foundations and utility connections. Special construction includes masonry construction, clay tile roofs, LED lighting, etc. The project location will allow for improvements to include new trees, shrubs, site furnishings, and walking paths. The area is to include a new 12-unit housing layout with the following housing types: 1 x E9 - 4 bed, 3 x FG0 - 3 bed, 5 x FG0 - 4 bed, 1 x JNCO - 4 bed, 1 x SNCO - 4 bed and 1 x SOQ - 4 bed at Royal Air Force Croughton, England.

Facility will be designed as permanent construction in accordance with Department of Defense Unified Facilities Criteria 1-200-01. This project will comply with Department of Defense anti-terrorism / force protection requirements per Unified Facilities Criteria 4-010-01.

Demolish 6 buildings at RAF Croughton, UK (2,737 Total m2).

11. REQ: 2,952 SM ADQT: 0 SUBSTD: 0

PROJECT:

Provide 12 Key & Essential (K&E) Military Family Housing Units designed and constructed to provide adequate living quarters for military members and their families while stationed at Royal Air Force Croughton.

REQUIREMENT:

12 modern, efficient housing units are required for United States Air Force military members and their dependents stationed at Royal Air Force Croughton, England for the next 20 years. Buildings 528, 529, 530, 531, 532 and 533 (18

1. COMPONENT	FY 2027 MILITARY CONSTRUCTION PROJECT DATA	2. DATE
AIR FORCE		AUGUST 2025

3. INSTALLATION AND LOCATION	4. PROJECT TITLE
RAF CROUGHTON UNITED KINGDOM	REPLACE 12 K&E MFH UNITS

5. PROGRAM ELEMENT	6. CATEGORY CODE	7. PROJECT NUMBER	8. PROJECT COST ($000)
88741F	711-142	EXSW264002	24,000

units total), built in 1962, are to be demolished and replaced with: one E-9 4-bedroom single family unit, one SOQ 4-bedroom single family unit, three FGO 3-bedroom single family units, five FGO 4-bedroom single family units, and one SNCO/JNCO 4-bedroom duplex unit (12 units total). All replacement units will meet current housing standards and life safety codes and programmed in accordance with the Housing Community Profile (HCP) and Family Housing Master Plan (FHMP). The new design will complement current townhouses located on base and provide a modern kitchen, living room, family room, bedrooms, Ensuite shower room for master bedroom (not JNCO and SNCO housing units), a family bathroom housing a bath with above shower configuration and twin sinks. In addition, each housing unit is to provide ample interior and exterior storage space. The basic neighborhood enhancement will include updated landscaping, new playgrounds, and Gazebos.

In addition, new landscaping and playgrounds are to be installed where the six Temporary Lodging Facilities (TLF) (500, 501, and 502) are planned for demolition and is to include additional parking spaces.

This requirement is not driven by a tenant or supported service.

CURRENT SITUATION:
The existing Key & Essential housing units currently reside at an off-base location approximately 10 miles away from Royal Air Force Croughton. These units are intended for divestiture; due to their Anti-Terrorism and Force Protection (ATFP) concerns and inadequacies for the Key & Essential personnel. This project will replace 18 on-base existing housing units constructed in 1962 and renovated in 2005. These 50 plus year old housing units have not received any major upgrades in over 17 years and are showing the effects of time and heavy use. The roofs, walls, foundations, and exterior pavements require major repairs or replacement due to the effect of age, and the environment.

IMPACT IF NOT PROVIDED:
Without this project, three critical issues will persist:

Escalating Financial Impact. Repair costs will continue to increase through inefficient, reactive maintenance and repair programs. Housing units will deteriorate at an accelerated rate, compounding future repair expenses. The USAF will bear increasing operational, maintenance, and repair costs with ever diminishing returns.

Degraded Personnel Welfare. Key & Essential personnel and their families will experience ongoing disruptions from facility and utility system failures. Quality of Life (QoL) standards will remain substandard, potentially affecting productivity and morale of the Key & Essential personnel. Living conditions will continue to decline rather than improve.

Security Compliance Gaps. Current housing fails to meet Anti-Terrorism/Force Protection (ATFP) requirements. Key & Essential personnel will remain in facilities that do not provide adequate security standards. Regulatory compliance

1. COMPONENT	FY 2027 MILITARY CONSTRUCTION PROJECT DATA	2. DATE
AIR FORCE		AUGUST 2025

3. INSTALLATION AND LOCATION	4. PROJECT TITLE
RAF CROUGHTON UNITED KINGDOM	REPLACE 12 K&E MFH UNITS

5. PROGRAM ELEMENT	6. CATEGORY CODE	7. PROJECT NUMBER	8. PROJECT COST ($000)
88741F	711-142	EXSW264002	24,000

deficiencies will persist, creating potential vulnerabilities.

The cumulative effect creates a cycle where deteriorating conditions drive higher costs while failing to address fundamental habitability and security requirements.

ADDITIONAL:
This project meets applicable criteria/scope specified in Department of the Air Force Manual 32-1084, Standard Facility Requirements.

This design shall conform to criteria established in the Air Force Corporate Facilities Standards, the Installation Facilities Standards, and shall employ the standard facility design used at Royal Air Force Lakenheath's Liberty Village.

Sustainable principles, to include life-cycle cost-effective practices, will be integrated into the design, development, and construction of the project in accordance with Unified Facilities Criteria 1-200-02, High Performance and Sustainable Building Requirements. This includes preparation of a life-cycle cost analysis for energy consuming systems, renewable energy generating systems, or whenever life-cycle cost effective is selected as the reason any requirement of Unified Facilities Criteria 1-200-02 is partially compliant or not applicable.

This project does not fall within or partly within the 100-year floodplain.

This project was included in the Fiscal Year 2027 future years' defense plan in Fiscal Year FY 2026.

Facility is sited in accordance with the Installation Development Plan and is within a compatible land use area.

This project meets the criteria specified in the Air Force Family Housing Guide for planning, programming, design, and construction, and will be designed based on the current Housing Community Profile (HCP).

An approved Economic Analysis determined new construction as the only viable option to meet this requirement. Based on the net present values and benefits of the respective alternatives, new construction was found to be the most cost effective over the life of the project. Since this is replacement housing, there will be no increase in the student population or impact on the ability of the local school district to support base dependents. The cost to improve the unit is 79% of the replacement cost.

Growth Offset
No construction growth offset is required for this project.

7.3% Supervision, Inspection, and Overhead (SIOH) is being programmed for: Defense Infrastructure Organization (2.5%), and Air Force Installation and Mission Support Center (AFIMSC) (4.8%).

1. COMPONENT	FY 2027 MILITARY CONSTRUCTION PROJECT DATA	2. DATE
AIR FORCE		AUGUST 2025

3. INSTALLATION AND LOCATION	4. PROJECT TITLE
RAF CROUGHTON UNITED KINGDOM	REPLACE 12 K&E MFH UNITS

5. PROGRAM ELEMENT	6. CATEGORY CODE	7. PROJECT NUMBER	8. PROJECT COST ($000)
88741F	711-142	EXSW264002	24,000

Demolition: 2736.74 SM = 29,458 Square Feet

FOREIGN CURRENCY BUDGET RATE USED:
FY25 exchange rate used to convert GBP-DOLLAR at exchange rate of 0.7978.

JOINT USE CERTIFICATION: Mission Requirements, operational considerations, and location are incompatible with use by other components.

NATO SECURITY INVESTMENT:
This project is not within an established NATO infrastructure category of common funding nor is it expected to become eligible in the foreseeable future.

DD FORM 1391C, JUL 1999 PREVIOUS EDITION IS OBSOLETE PAGE NO.

1. COMPONENT	FY 2027 MILITARY CONSTRUCTION PROJECT DATA	2. DATE
AIR FORCE		AUGUST 2025

3. INSTALLATION AND LOCATION	4. PROJECT TITLE
RAF CROUGHTON UNITED KINGDOM	REPLACE 12 K&E MFH UNITS

5. PROGRAM ELEMENT	6. CATEGORY CODE	7. PROJECT NUMBER	8. PROJECT COST ($000)
88741F	711-142	EXSW264002	24,000

12. SUPPLEMENTAL DATA:

A. Estimated Execution Data:

(1) Acquisition Strategy: Design-Build

(2) Design Data

(a)	Design or Request for Proposal(RFP) Started:	APR/2024
(b)	Percent of Design Completed as of SEP 2025:	35%
(c)	Percent of Design Completed as of JAN 2026:	35%
(d)	Design or RFP Complete:	APR/2027
(e)	Total Design Cost ($000):	1,654
(f)	Energy Study and/or Life Cycle Cost Analysis	YES
(g)	Standard or Definitive Design Used?	YES

(3) Construction Data:

(a)	Contract Award:	APR/2027
(b)	Construction Start:	MAY/2027
(c)	Construction Complete:	JAN/2029

B. Equipment associated with this project which will be provided from other appropriations:

Equipment Nomenclature	Procuring Appropriation	Fiscal Year Appropriated Or Requested	Cost ($000)
Kitchen Appliances	3080	2029	58
Comm Requirements	3400	2029	35

DD FORM 1391C, JUL 1999 PREVIOUS EDITION IS OBSOLETE PAGE NO.

Proposed Site Layout



Existing Site Layout



JNCO House Type Layout

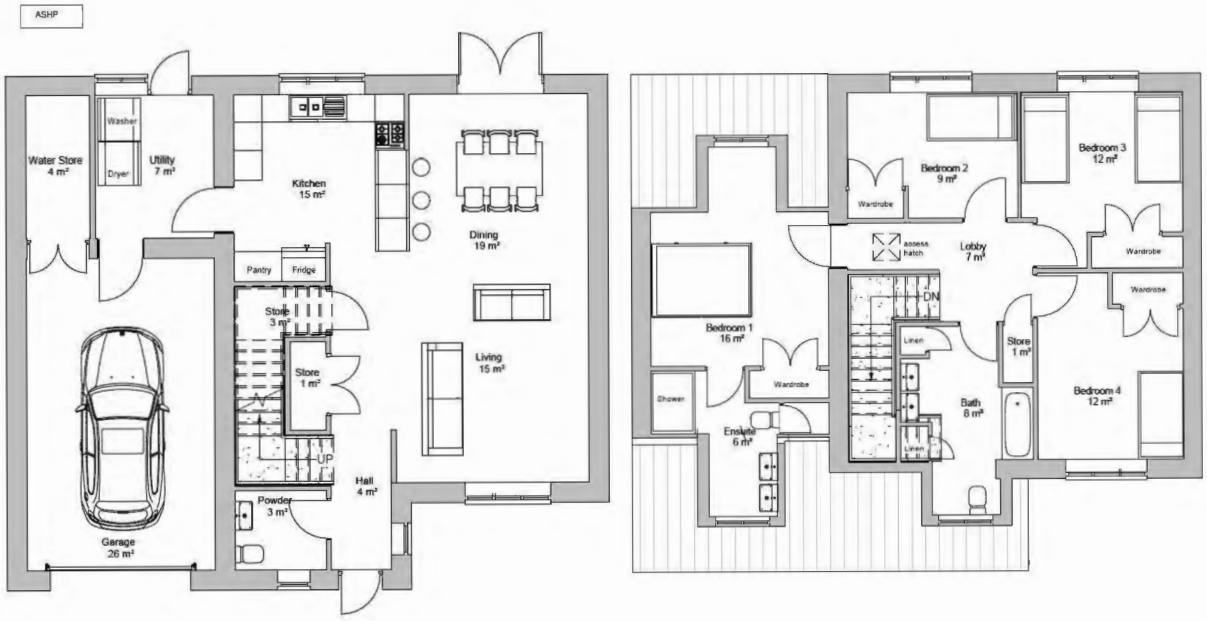

SNCO House Type Layout

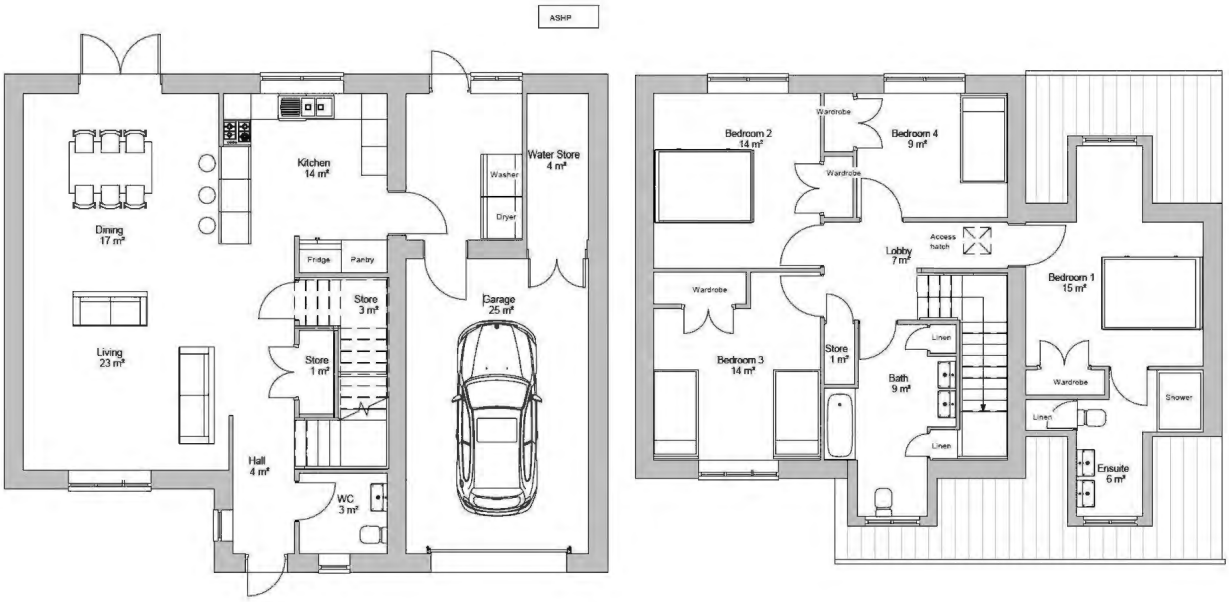

4 Bed SOQ House Type Layout



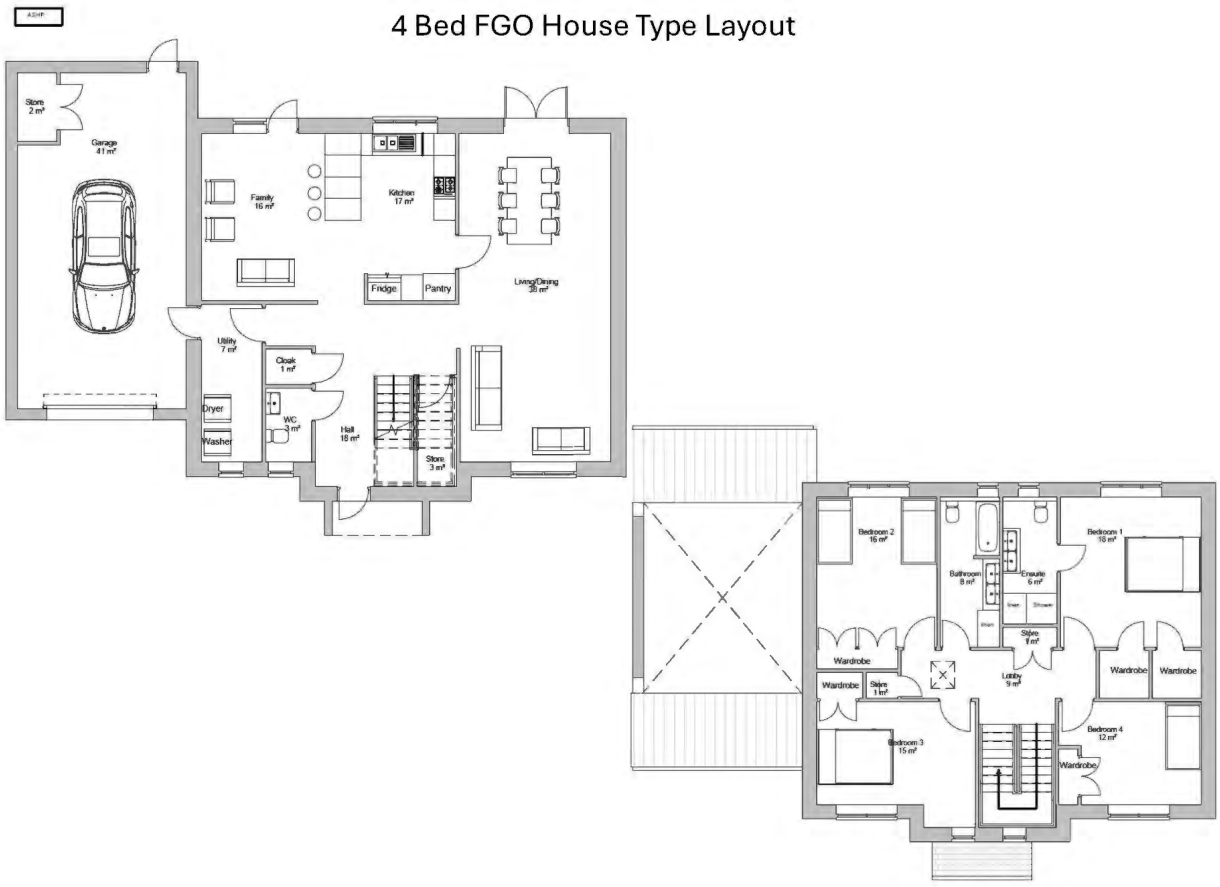
4 Bed FGO House Type Layout
Store
2 m²
Garage
41 m²
Family
16 m²
Kitchen
17 m²
Fridge
Pantry
Living/Dining
28 m²
Utility
7 m²
Cloak
1 m²
WC
3 m²
Hall
18 m²
Store
3 m²
Dryer
Washer
Bedroom 2
15 m²
Bathroom
8 m²
Ensuite
6 m²
Bedroom 1
16 m²
Store
1 m²
Wardrobe
Wardrobe
Store
1 m²
Lobby
9 m²
Wardrobe
Wardrobe
Bedroom 3
15 m²
Bedroom 4
12 m²
Wardrobe

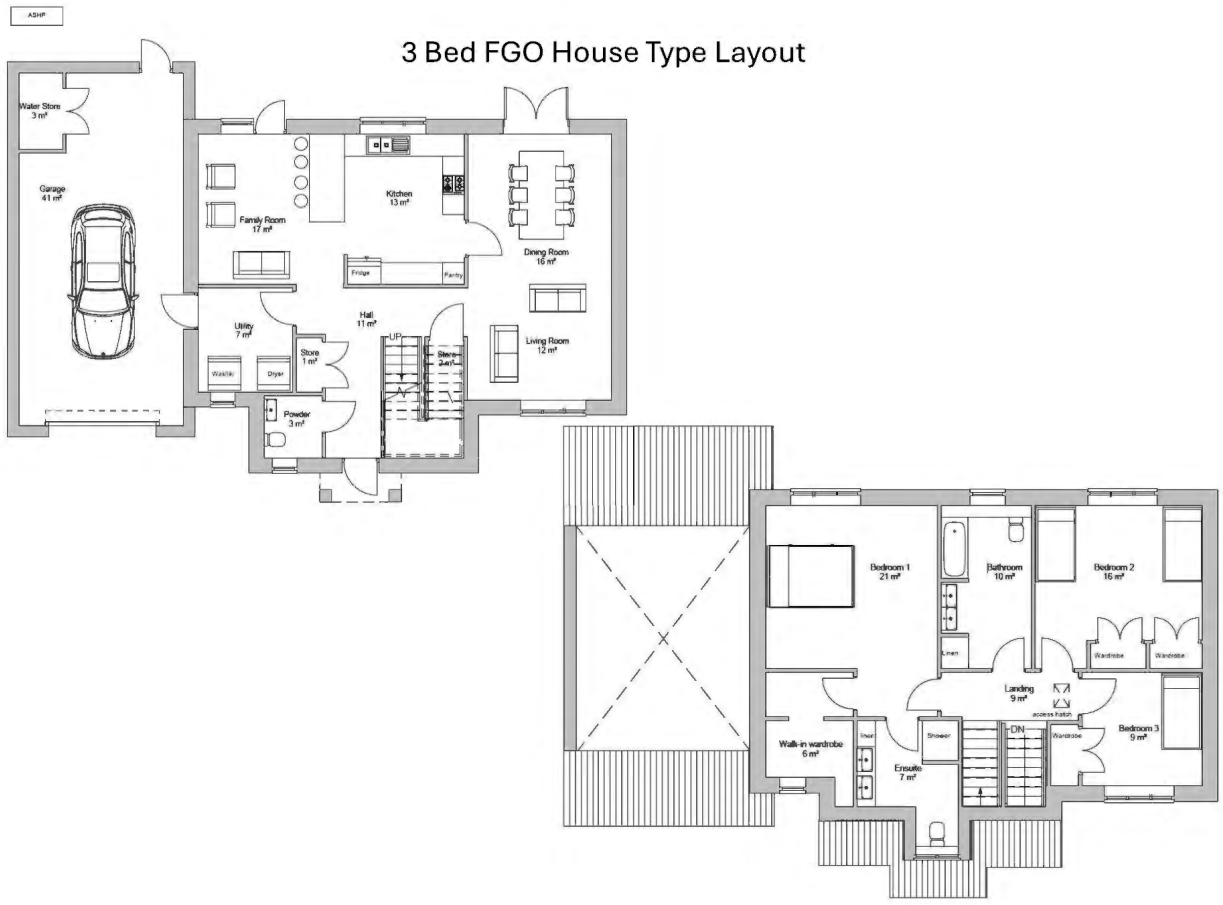
ASHP
3 Bed FGO House Type Layout
Water Store
3 m²
Garage
41 m²
Family Room
17 m²
Kitchen
13 m²
Dining Room
16 m²
Fridge
Pantry
Utility
7 m²
Hall
11 m²
UP
Store
1 m²
Store
2 m²
Living Room
12 m²
Washer
Dryer
Powder
3 m²
Bedroom 1
21 m²
Bathroom
10 m²
Bedroom 2
16 m²
Linen
Wardrobe
Wardrobe
Landing
9 m²
access hatch
Walk-in wardrobe
6 m²
Linen
Shower
Ensuite
7 m²
DN
Wardrobe
Bedroom 3
9 m²

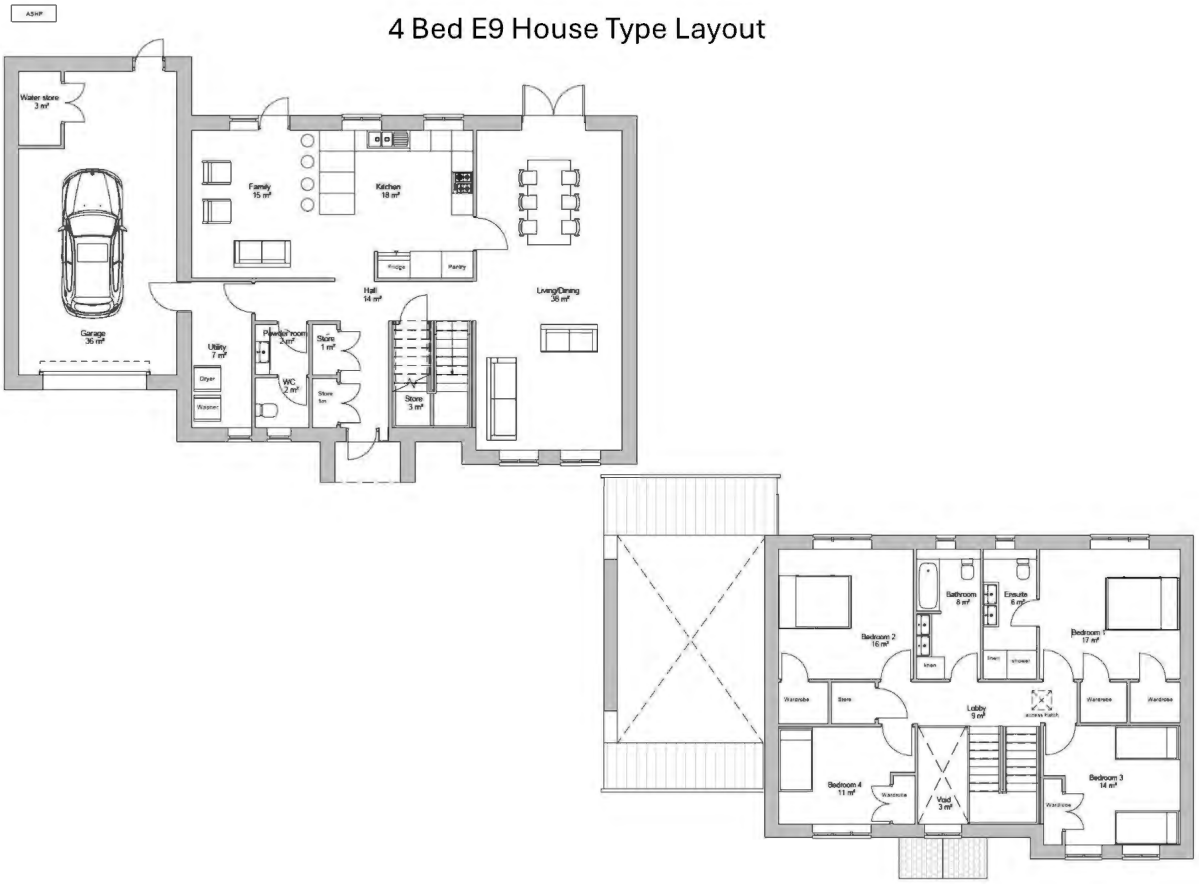
4 Bed E9 House Type Layout
ASHP
Water store
3 m²
Garage
36 m²
Utility
7 m²
Dryer
Washer
Powder room
2 m²
WC
2 m²
Store
1m
Store
1 m²
Store
3 m²
Family
15 m²
Kitchen
18 m²
Fridge
Pantry
Hall
14 m²
Living/Dining
36 m²
Bedroom 2
16 m²
Bathroom
8 m²
Ensuite
6 m²
Bedroom 1
17 m²
Wardrobe
Store
Lobby
9 m²
access Hatch
Wardrobe
Wardrobe
Bedroom 4
11 m²
Wardrobe
Void
3 m²
Bedroom 3
14 m²
Wardrobe

This Page Intentionally Left Blank.

Tab - **CONSTRUCTION IMPROVEMENTS**

CONSTRUCTION IMPROVEMENTS

	Budget Request ($ in Thousands)
FY 2027 Budget Request	$193,064
FY 2026 Budget Request	$237,655

Purpose and Scope

The Air Force is expected to have approximately 14,119 owned units at the end of FY2027. The average age of housing units in the Air Force's inventory is close to 42 years.

The Air Force developed the "whole house" revitalization concept for construction improvement projects. Whole house is the combination of required maintenance and repair together with improvements to bring the unit to contemporary standards. In addition, we are looking beyond the house to the entire housing area in our comprehensive plan. Our "whole neighborhood" concept includes the development of supporting housing infrastructure requirements, neighborhood vehicular and pedestrian circulation concepts to consider siting, density, landscaping, parking, playgrounds, recreation areas and utilities, in addition to the housing unit itself. The Air Force has gathered data on the construction improvement projects to detail past projects on these units and any future work being programmed within a three year period. This information is provided as part of this submittal.

Budget Request Summary

Authorization is requested for:

(1) Appropriation of one MHPI Restructures at Joint Base Elmendorf AFB, Alaska in FY 2027 ($156,964).
(2) Appropriation of one Improve Family Housing at Yokota AFB, Japan in FY 2027 ($36,100).
(3) Appropriation of one Improve Misawa Main Tower at Misawa AFB, Japan in FY 2027 ($60,000).
(4) Appropriation of one Improve East Tower at Yokota AFB, Japan in FY 2027 ($76,000).

1. COMPONENT	FY 2027 MILITARY CONSTRUCTION PROJECT DATA	2. DATE
Air Force		

3. INSTALLATION, SITE AND LOCATION	4. PROJECT TITLE
Joint Base Elmendorf-Richardson Anchorage/AK	JBER II MHPI Project Restructure

5. PROGRAM ELEMENT	6. CATEGORY CODE	7. RPSUID/PROJECT NUMBER	8. PROJECT COST ($000)
88742F	N/A	FXSBPH2502	157,000

9. COST ESTIMATES

ITEM	U/M	QTY	UNIT COST	COST ($000)
PRIMARY FACILITIES				156,964
Privatized Housing Inventory	Un	1,194	131.461	156,964
SUPPORTING FACILITIES				0
SUBTOTAL				156,964
TOTAL CONTRACT COST				156,964
TOTAL REQUEST				156,964
TOTAL REQUEST (ROUNDED)				157,000

10. Description of Proposed Work: Complete a financial restructure of the JBER II military housing privatization initiative (MHPI) project by utilizing FY27 Department of the Air Force (DAF) Budget Authority to provide a Government Equity Contribution to the JBER II MHPI project to ensure adequate funding available for sustainment needs (e.g., roofing, Heating Ventilation and Cooling (HVAC) units, repairs, etc.) and reinvestment needs (e.g., unit replacements, whole-house renovations).

11. Requirement: 1,194 UN

PROJECT: JBER II MHPI Project Restructure

REQUIREMENT: From the time of project closing in 2004 when the housing was originally privatized, this project is required to provide 1,194 modern and efficient housing units for military members and their dependents stationed

DD FORM 1391, JUL 99 Previous editions are obsolete. Page No.

1. COMPONENT Air Force	FY 2027 MILITARY CONSTRUCTION PROJECT DATA	2. DATE
3. INSTALLATION, SITE AND LOCATION Joint Base Elmendorf-Richardson Anchorage/AK	4. PROJECT TITLE JBER II MHPI Project Restructure	

5. PROGRAM ELEMENT	6. CATEGORY CODE	7. RPSUID/PROJECT NUMBER	8. PROJECT COST ($000)
88742F	N/A	FXSBPH2502	157,000

at Joint Base Elmendorf-Richardson (Phase II) through the end of the 50-year lease term.

CURRENT SITUATION: The DAF currently projects sustainment funding shortfalls of $38M over the next 10 years, including funds for HVAC, appliance replacements, exterior maintenance, roofing, and infrastructure. Additionally, there is forecasted to be a $847M shortfall of the projected funds required for mid-term reinvestment at the project. Funding shortfalls are driven factors that are beyond the privatized housing owner's control, including higher sustainment and reinvestment costs due to inflation impacts and current market conditions.

IMPACT IF NOT PROVIDED: Project housing at the JBER II MHPI project will continue to further deteriorate impacting the quality of life for 1,194 Airmen living on Joint Base Elmendorf-Richardson (Phase II). Additionally, the ongoing degradation of the units could result in increased life/health/safety issues at project units.

ADDITIONAL: None

12. SUPPLEMENTAL DATA:

a. Restructure Schedule:

(1) AFCEC review proposal/draft counter: Jul 25 (completed)
(2) Ongoing negotiations w/ Project Owner: Sep 25
(3) Project Owner submit revised proposal: Oct 25
(4) DAF evaluate proposal/draft Scoring Package: Nov 25
(5) OSD/OMB Vector: Dec 25-Feb 26
(6) Ongoing Negotiations with Project Owner w/OSD Feedback: Mar-Apr 26
(7) Final Proposal from Project Owner: May 26
(8) Draft Restructure Approval Package & Submit to OSD/OMB: Jun 26
(9) OSD/OMB Review and Approval: Jul-Sep 26
(10) Draft Restructure Amendments: Oct-Dec 26
(11) Congressional Notification/Funds Transfer: Oct 26-Jan 27
(12) Restructure Executed: Jan 27

DD FORM 1391, JUL 99 Previous editions are obsolete. Page No.

1. COMPONENT	FY 2027 MILITARY CONSTRUCTION PROJECT DATA	2. DATE
AIR FORCE		

3. INSTALLATION AND LOCATION	4. PROJECT TITLE
YOKOTA AIR BASE JAPAN	IMPROVE FAMILY HOUSING, YOKOTA AB PAIP 10 PHASE 1 (32 UN)

5. PROGRAM ELEMENT	6. CATEGORY CODE	7. PROJECT NUMBER	8. PROJECT COST ($000)
88742F	711-171	ZNRE224302P1	36,000

9. COST ESTIMATES

145.7300 YEN/US$ ITEM	UM	QUANTITY	UNIT COST	COST($000)
PRIMARY FACILITIES				26,773
FAMILY HOUSING UNIT 2GAN (711-171)	EA	12	945,084	(11,341)
FAMILY HOUSING UNIT 2GA (711-171)	EA	20	771,576	(15,432)
SUPPORTING FACILITIES				3,428
UTILITIES	LS			(2,120)
SITE IMPROVEMENTS	LS			(253)
DEMOLITION	SM	94	11,227	(1,055)
SUBTOTAL				30,201
CONTINGENCY (10.00%)				3,020
TOTAL CONTRACT COST				33,221
SUPERVISION, INSPECTION AND OVERHEAD (7.30%)				2,425
TOTAL REQUEST				35,646
TOTAL REQUEST (ROUNDED)				36,000
EQUIPMENT FROM OTHER APPROPRIATIONS (NON-ADD)				(0)

10. DESCRIPTION OF PROPOSED CONSTRUCTION

Provide whole-house modernization, renovation and repair of 32 family housing units at Yokota Air Base. 12 units are type 2GAN, 2-bedroom CGO units within 3 buildings; 20 are type 2GA, 2- bedroom JNCO units within 5 residential buildings. The work including, but is not limited to, all labor, materials, transportation, and performing all work necessary for the improvement of family housing units to meet current codes and standards. Modernize finishes in each unit's rooms including but not limited to, the kitchen, bathroom, living room, dining, laundry, bedrooms, family rooms and storage rooms. Replace windows with American Society for Testing and Materials F2090 window fall protection and doors and energy efficient products. Replace roof. Provide insulation in perimeter walls/roofs, and noise attenuation on interior walls and ceilings. Provide lifecycle replacement of interior and exterior electrical, water, sewer, and communication systems that are sized and configured for anticipated loads. Provide each unit with hard wired smoke alarms and fire sprinklers to meet Unified Facilities Criteria 3-600-01. Convert mechanical systems to unit-level heating ventilation and air conditioning and hot water heaters to provide efficient and effective heating, cooling, and humidity control. Demolish the two supporting mechanical building and all utility lines to main line (see attach facility list). Inspect/repair exterior and interior wall/ceiling cracks. Remove and dispose of equipment from neighborhood mechanical building. Repaint exterior walls and trash enclosures. Investigate radon system during design to ensure functionality and compliance with current code/regulations. Improvements include building additions to both 2GA and 2GAN units, designed to meet functional space standards in the Air Force Family Housing Design Guide. 2GA unit additions provide a family room and secondary dining space, while 2GAN unit additions provide a kitchen, secondary dining, living room, storage, and laundry space. Exterior modernizations for both unit types include patio/balcony expansion with awning covers (first floor patio for 2GA, general patio expansion for 2GAN), addition of exterior storage, and new backyard fencing. Government Furnished Contractor Installed Appliances including transportation/installation of range, dishwasher, refrigerator, washer and dryer. Environmental work includes testing, demolition, disposal, and abatement asbestos

DD FORM 1391, JUL 1999 PREVIOUS EDITION IS OBSOLETE PAGE NO.

1. COMPONENT	FY 2027 MILITARY CONSTRUCTION PROJECT DATA	2. DATE
AIR FORCE		

3. INSTALLATION AND LOCATION	4. PROJECT TITLE
YOKOTA AIR BASE JAPAN	IMPROVE FAMILY HOUSING, YOKOTA AB PAIP 10 PHASE 1 (32 UN)

5. PROGRAM ELEMENT	6. CATEGORY CODE	7. PROJECT NUMBER	8. PROJECT COST ($000)
88742F	711-171	ZNRE224302P1	36,000

containing materials, lead and other present hazmat. Replace electrical, water, and sewer service connections to main distribution lines, including replacing water meters and valves. Upgrade transformer and replace secondary feeders to unit as necessary. Site improvements including adding parking spaces in neighborhood lots, sidewalk repairs, resurface parking lot pavement, landscaping, and all necessary supporting work to provide a complete and usable facility. Repair sidewalks and accessible ramps as required by Unified Facilities Criteria 3-201-01. Overall facility improvement shall be permanent construction and designed to meet current Air Force Family Housing Standards and be in accordance with Department of Defense Unified Facilities Criteria 1-200-01, Unified Facilities Criteria 4-711-01 Family Housing, Unified Facilities Criteria 3-600-01 Fire Protection Engineering for Facilities, and other latest applicable Department of Defense UFCs. The project should comply with Department of Defense AT/FP requirements per Unified Facilities Criteria 4-010-01.

11. REQ: 32 EA ADQT: 0 SUBSTD: 32 EA

PROJECT:
IMPROVE FAMILY HOUSING, YOKOTA AB PAIP 10 PHASE 1 (32 UN)

REQUIREMENT:
The project is required to provide safe and efficient housing for Military members and their families stationed at Yokota AB. This project is programmed in accordance with the 2017 Housing Community Profile (HCP) and Family Housing Master Plan. This is not a tenant or supporting service requirement.

CURRENT SITUATION:
This family housing at Yokota AB was constructed in 1998 (2GA) and 2000 (2GAN) and requires major renovation and repair to deterioration resulting from age and heavy use. The existing housing units have Facility Condition Index scores ranging from 77 to 78 and are in need of lifecycle updates to meet current life safety codes for electrical, mechanical, seismic, fire safety and energy efficiency. The housing units have had no major upgrades since construction, and do not meet the functional and spatial needs of today's families or provide a modern home environment. The kitchens are poorly configured with inadequate storage, cabinet space and countertop area. The plumbing and lighting fixtures are deteriorated. The units have inadequate family room area, secondary dining, and storage, according to the latest guidance in United States Air Force Family Housing Guide, August 2004. The electrical systems do not meet current construction codes under the National Electric Code, including missing ground fault circuit interrupter protection in bathrooms, kitchens, and exterior circuits. The fire detection systems do not meet current construction codes, under Unified Facilities Criteria 3-600-01 Fire Protection Engineering, and fire suppression systems do not exist. The flooring, windows, and roofing require replacement due to deterioration and abatement of asbestos and lead is required to provide a safe environment.

IMPACT IF NOT PROVIDED:
Without this project, Yokota Air Base's family housing units will continue to

1. COMPONENT	FY 2027 MILITARY CONSTRUCTION PROJECT DATA	2. DATE
AIR FORCE		

3. INSTALLATION AND LOCATION	4. PROJECT TITLE
YOKOTA AIR BASE JAPAN	IMPROVE FAMILY HOUSING, YOKOTA AB PAIP 10 PHASE 1 (32 UN)

5. PROGRAM ELEMENT	6. CATEGORY CODE	7. PROJECT NUMBER	8. PROJECT COST ($000)
88742F	711-171	ZNRE224302P1	36,000

deteriorate, resulting in inefficient operations, excessive maintenance and repair costs to the Air Force. The units will continue to lack the appropriate functional spaces required in the US Air Force Family Housing Guide.

If the situation remains status quo, the repair of these units will continue to be accomplished in a costly and piecemeal fashion with little or no improvement in living quality, resulting in low morale. Retention problems are likely if conditions are permitted to continue, directly impacting overall mission for supporting Military members and their families while stationed at Yokota Air Base.

ADDITIONAL:
This project meets the scope/criteria specified in Air Force Manual 32- 1084, Facility Requirements and the United States Air Force Family Housing Guide, August 2004. The overall facility improvement shall be compatible with applicable Department of Defense Air Force, and Yokota Base design standards. In addition, local materials and construction techniques shall be used where cost effective, and environmental (asbestos/lead) sampling, testing, remediation and all other related work are programmed into the project to provide complete and usable facilities. This design shall conform to criteria established in the Air Force Corporate Facilities Standards, the Installation Facilities Standards, and all applicable federal and host nation requirements, but will not employ a standard facility design because there is no Air Force standard facility design for these units, and there is no applicable standard design from United States Army Corps of Engineers. A preliminary analysis of reasonable alternatives for accomplishing this project (status quo, renovation, addition/alteration, new construction) indicated that renovation is the most cost-effective option to meet mission requirements. A formal economic analysis is in progress. Sustainable principles, to include life-cycle cost-effective practices, will be integrated into the design, development, and construction of the project in accordance with Unified Facility Criteria 1-200-02. This includes preparation of a life-cycle cost analysis for energy consuming systems, renewable energy generating systems, whenever life-cycle cost effective is selected as the reason any requirement of Unified Facility Criteria 1-200-02 is partially compliant or not applicable. This project does not fall within or partly within the 100-year flood plain. This facility is sited in accordance with the Installation Development Plan and is within a compatible land use area. Supporting facility costs exceed 25% of primary facility cost due to the extensive scope in utility upgrades and replacement. This project is not eligible for Host Nation funding.

FOREIGN CURRENCY EXCHANGE RATES FY24 Budget Rate Used: YEN 139.1635

Base Civil Engineer: (011) 81-3117-55-7215; DSN: 225-7215

1. COMPONENT	FY 2027 MILITARY CONSTRUCTION PROJECT DATA	2. DATE
AIR FORCE		

3. INSTALLATION AND LOCATION	4. PROJECT TITLE
YOKOTA AIR BASE JAPAN	IMPROVE FAMILY HOUSING, YOKOTA AB PAIP 10 PHASE 1 (32 UN)

5. PROGRAM ELEMENT	6. CATEGORY CODE	7. PROJECT NUMBER	8. PROJECT COST ($000)
88742F	711-171	ZNRE224302P1	36,000

12. SUPPLEMENTAL DATA:

A. Estimated Execution Data:

(1) Acquisition Strategy: Design-Bid-Build

(2) Design Data

(a) Design or Request for Proposal(RFP) Started:	NOV/2024
(b) Percent of Design Completed as of SEP 2025:	35%
(c) Percent of Design Completed as of JAN 2026:	100%
(d) Design or RFP Complete:	DEC/2025
(e) Total Design Cost ($000):	4,000
(f) Energy Study and/or Life Cycle Cost Analysis	YES
(g) Standard or Definitive Design Used?	NO

(3) Construction Data:

(a) Contract Award:	MAY/2027
(b) Construction Start:	JUL/2027
(c) Construction Complete:	SEP/2029

B. Equipment associated with this project which will be provided from other appropriations:

Equipment Nomenclature	Procuring Appropriation	Fiscal Year Appropriated Or Requested	Cost ($000)
NONE			

Facility Listing

Neighborhood	Bldg#	Unit Type/ Fac. Name	Street #	Street Name	Config	Unit Cnt.	Blt By	Yr Blt	Last Ren.	Status	Bed	Bath	GSF	Adequate	Inadequate C	BCI	Decision
North Area	1063	2GAN	1063	Andrews Drive	Townhome	4	GOJ	2000		Existing	2	1, ½	1321	0	4	77	Improve (FHCON)
North Area	1064	2GAN	1064	Andrews Drive	Townhome	4	GOJ	2000		Existing	2	1, ½	1321	0	4	77	Improve (FHCON)
North Area	1065	2GAN	1065	Andrews Drive	Townhome	4	GOJ	2000		Existing	2	1, ½	1321	0	4	77	Improve (FHCON)
South Area	2001	2GA	2001	Hughes Drive	Multiplex	4	GOJ	1998		Existing	2	1	1080	0	4	78	Improve (FHCON)
South Area	2002	2GA	2002	Hughes Drive	Multiplex	4	GOJ	1998		Existing	2	1	1080	0	4	78	Improve (FHCON)
South Area	2003	2GA	2003	Hughes Drive	Multiplex	4	GOJ	1998		Existing	2	1	1080	0	4	78	Improve (FHCON)
South Area	2004	2GA	2004	Hughes Drive	Multiplex	4	GOJ	1998		Existing	2	1	1080	0	4	78	Improve (FHCON)
South Area	2005	2GA	2005	Hughes Drive	Multiplex	4	GOJ	1998		Existing	2	1	1080	0	4	78	Improve (FHCON)
North Area	1062	Mechanical Building				1	GOJ	2000		Existing	0		446	0	1	71	Improve (FHCON)
South Area	2016	Mechanical Building				1	GOJ	1999		Existing	0		525	0	1	79	Improve (FHCON)

1. COMPONENT	FY 2027 MILITARY CONSTRUCTION PROJECT DATA	2. DATE
AIR FORCE		

3. INSTALLATION AND LOCATION	4. PROJECT TITLE
YOKOTA AIR BASE JAPAN	IMPROVE FAMILY HOUSING, YOKOTA AB PAIP 10 PHASE 1 (32 UN)

5. PROGRAM ELEMENT	6. CATEGORY CODE	7. PROJECT NUMBER	8. PROJECT COST ($000)
88742	711-171	ZNRE224302P1	36,000

SITE MAP
NOT TO SCALE

2GAN

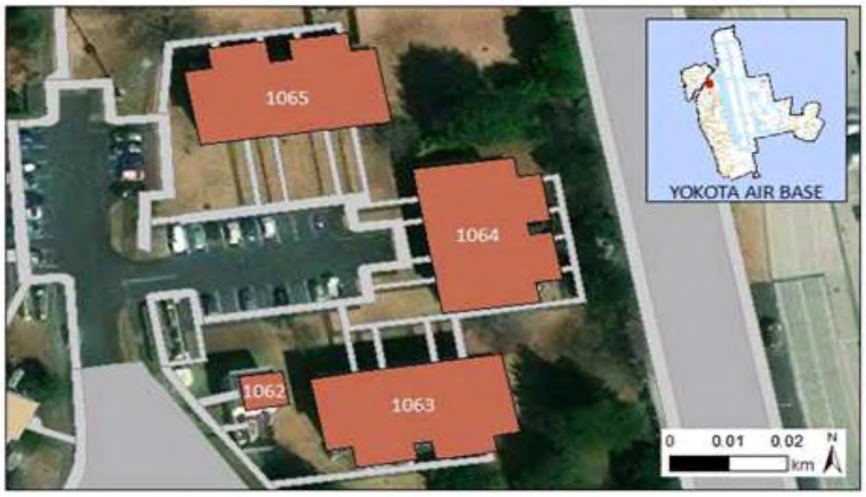

2GA



DD FORM 1391C, JUL 1999 PREVIOUS EDITION IS OBSOLETE PAGE NO.

1. COMPONENT	FY 2027 MILITARY CONSTRUCTION PROJECT DATA	2. DATE
AIR FORCE		

3. INSTALLATION AND LOCATION	4. PROJECT TITLE
YOKOTA AIR BASE JAPAN	IMPROVE FAMILY HOUSING, YOKOTA AB PAIP 10 PHASE 1 (32 UN)

5. PROGRAM ELEMENT	6. CATEGORY CODE	7. PROJECT NUMBER	8. PROJECT COST ($000)
88742	711-171	ZNRE224302P1	36,000

FLOOR PLAN – 2GAN (existing)
NOT TO SCALE

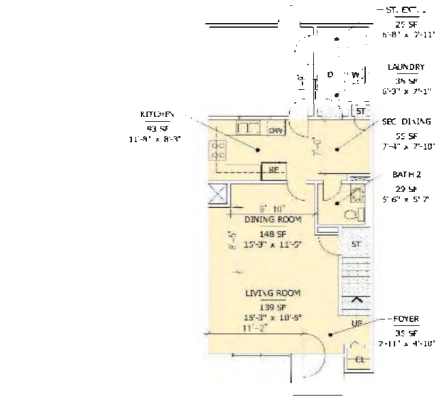

EXISTING NET
NON-NET
EXISTING
UNIT TYPE 2GAN
NORTH NEIGHBORHOOD

FIRST FLOOR

CGO2
GROSS S.F. : 1341
NET S.F. : 1020

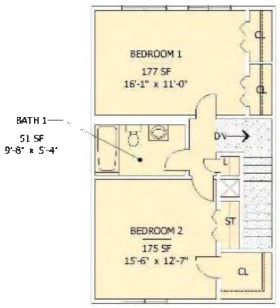

EXISTING NET
NON-NET
EXISTING
UNIT TYPE 2GAN
NORTH NEIGHBORHOOD

SECOND FLOOR

CGO2
GROSS S.F. : 1321
NET S.F. : 1020

DD FORM 1391C, JUL 1999 PREVIOUS EDITION IS OBSOLETE PAGE NO.

1. COMPONENT	FY 2027 MILITARY CONSTRUCTION PROJECT DATA	2. DATE
AIR FORCE		

3. INSTALLATION AND LOCATION	4. PROJECT TITLE
YOKOTA AIR BASE JAPAN	IMPROVE FAMILY HOUSING, YOKOTA AB PAIP 10 PHASE 1 (32 UN)

5. PROGRAM ELEMENT	6. CATEGORY CODE	7. PROJECT NUMBER	8. PROJECT COST ($000)
88742	711-171	ZNRE224302P1	36,000

FLOOR PLAN – 2GAN (1st Floor Back Expansion)

NOT TO SCALE



DD FORM 1391C, JUL 1999 PREVIOUS EDITION IS OBSOLETE. PAGE NO.

1. COMPONENT	FY 2027 MILITARY CONSTRUCTION PROJECT DATA	2. DATE
AIR FORCE		

3. INSTALLATION AND LOCATION	4. PROJECT TITLE
YOKOTA AIR BASE JAPAN	IMPROVE FAMILY HOUSING, YOKOTA AB PAIP 10 PHASE 1 (32 UN)

5. PROGRAM ELEMENT	6. CATEGORY CODE	7. PROJECT NUMBER	8. PROJECT COST ($000)
88742	711-171	ZNRE224302P1	36,000

FLOOR PLAN – 2GAN (2nd Floor Back Expansion)

NOT TO SCALE

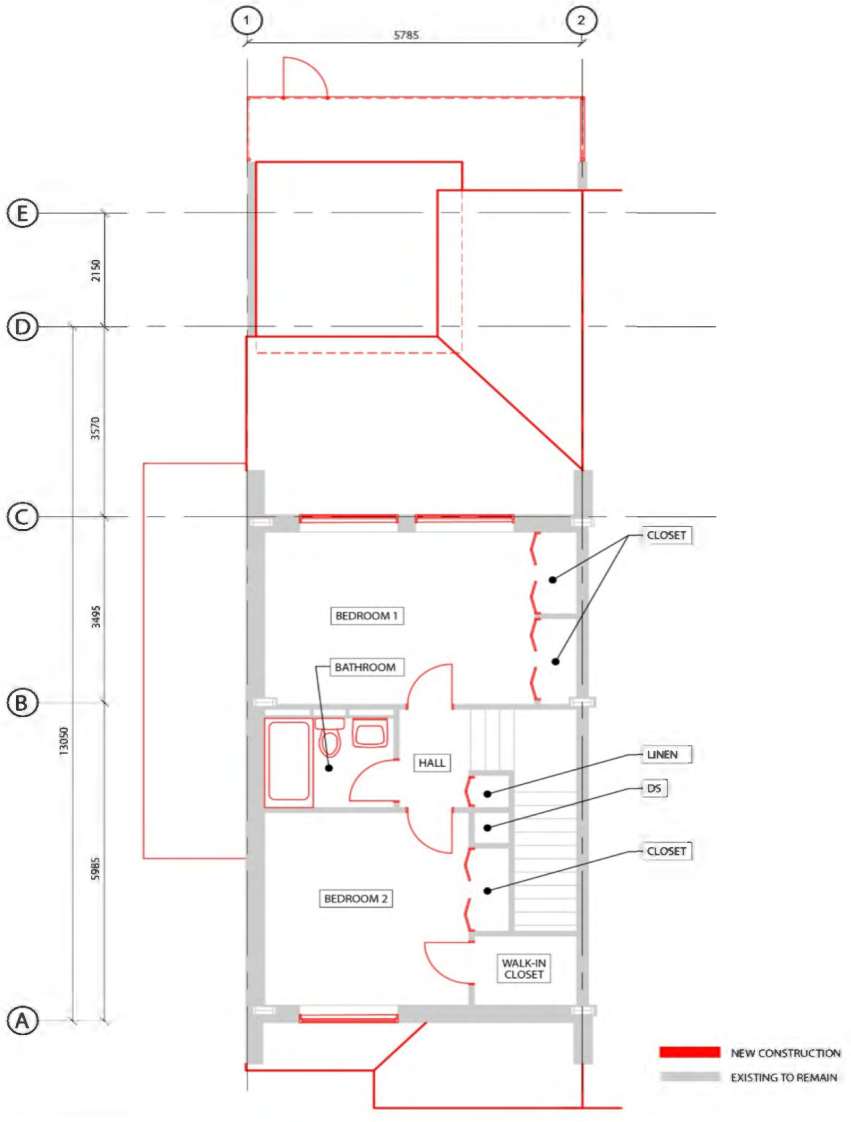

DD FORM 1391C, JUL 1999 PREVIOUS EDITION IS OBSOLETE. PAGE NO.

1. COMPONENT	FY 2027 MILITARY CONSTRUCTION PROJECT DATA	2. DATE
AIR FORCE		

3. INSTALLATION AND LOCATION	4. PROJECT TITLE
YOKOTA AIR BASE JAPAN	IMPROVE FAMILY HOUSING, YOKOTA AB PAIP 10 PHASE 1 (32 UN)

5. PROGRAM ELEMENT	6. CATEGORY CODE	7. PROJECT NUMBER	8. PROJECT COST ($000)
88742	711-171	ZNRE224302P1	36,000

FLOOR PLAN – 2GA (existing)

NOT TO SCALE

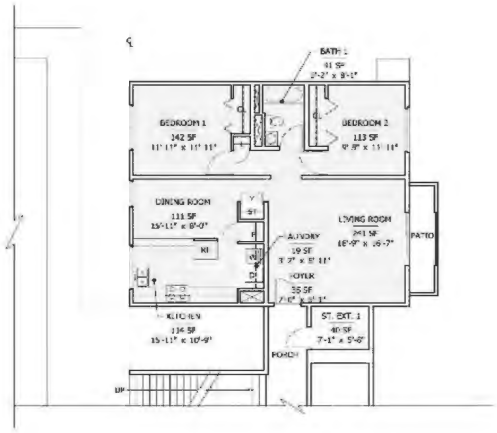

EXISTING NET

NON- NET

EXISTING

UNIT TYPE 2GA

SOUTH AREA NEIGHBORHOOD

FIRST FLOOR

CG02/JNC02
GROSS S.F. : 1080
NET S.F. : 921

1. COMPONENT	FY 2027 MILITARY CONSTRUCTION PROJECT DATA	2. DATE
AIR FORCE		

3. INSTALLATION AND LOCATION	4. PROJECT TITLE
YOKOTA AIR BASE JAPAN	IMPROVE FAMILY HOUSING, YOKOTA AB PAIP 10 PHASE 1 (32 UN)

5. PROGRAM ELEMENT	6. CATEGORY CODE	7. PROJECT NUMBER	8. PROJECT COST ($000)
88742	711-171	ZNRE224302P1	36,000

FLOOR PLAN – 2GA (1st Floor)

NOT TO SCALE

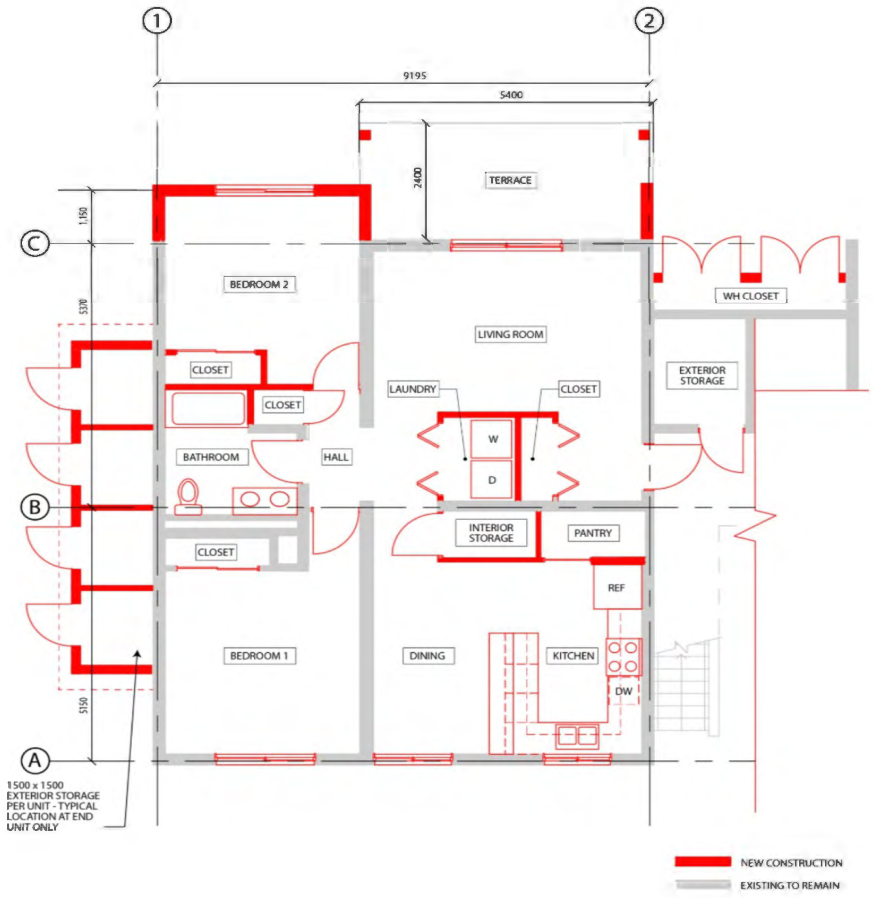

DD FORM 1391C, JUL 1999 PREVIOUS EDITION IS OBSOLETE. PAGE NO.

1. COMPONENT	FY 2027 MILITARY CONSTRUCTION PROJECT DATA	2. DATE
AIR FORCE		

3. INSTALLATION AND LOCATION	4. PROJECT TITLE
YOKOTA AIR BASE JAPAN	IMPROVE FAMILY HOUSING, YOKOTA AB PAIP 10 PHASE 1 (32 UN)

5. PROGRAM ELEMENT	6. CATEGORY CODE	7. PROJECT NUMBER	8. PROJECT COST ($000)
88742	711-171	ZNRE224302P1	36,000

FLOOR PLAN – 2GA (2nd Floor)
NOT TO SCALE

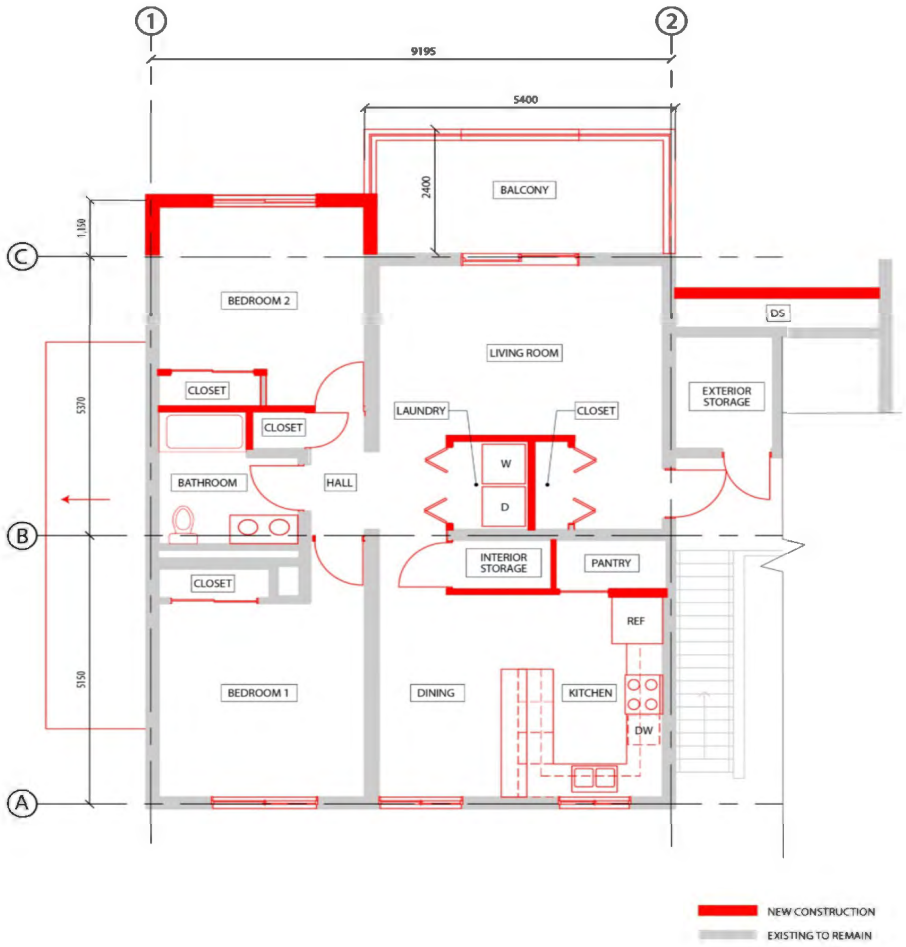

DD FORM 1391C, JUL 1999 PREVIOUS EDITION IS OBSOLETE. PAGE NO.

Tab - **MANDATORY**

Mandatory

This Page Intentionally Left Blank.

1. COMPONENT	FY 2027 MILITARY CONSTRUCTION PROJECT DATA	2. DATE
AIR FORCE		

3. INSTALLATION AND LOCATION	4. PROJECT TITLE:
MISAWA AIR BASE JAPAN	IMPROVE MISAWA MAIN TOWER, B117 (68UN)

5. PROGRAM ELEMENT	6. CATEGORY CODE	7. PROJECT NUMBER	8. PROJECT COST ($000)
88742F	711181	QKKA274002	60,000

9. COST ESTIMATES

ITEM	U/M	QUANTITY	UNIT COST($)	COST($000)
PRIMARY FACILITIES				52,111
FAMILY HOUSING OTHER (711-181)	UN	68	747,650	(50,840)
CYBERSECURITY OF FACILITY-RELATED CONTROL SYS	LS			(1,271)
SUPPORTING FACILITIES				1,376
SITE PREPARATION	LS			(110)
SITE IMPROVEMENTS	LS			(68)
UTILITIES	LS			(96)
ENVIRONMENTAL REMEDIATION	LS			(1,102)
SUBTOTAL				53,487
CONTINGENCY (5.0%)				2,674
TOTAL CONTRACT COST				56,162
SUPERVISION, INSPECTION AND OVERHEAD (7.3%)				4,100
DESIGN DURING CONSTRUCTION (0.9% OF SUBTOTAL)				481
TOTAL REQUEST				60,261
TOTAL REQUEST (ROUNDED)				60,000
EQUIPMENT FROM OTHER APPROPRIATIONS (NON-ADD)				(0)

10. DESCRIPTION OF PROPOSED CONSTRUCTION:

Provides whole house interior and exterior modernization, renovation and repair of sixty-eight (68) housing units at Misawa Air Base (Junior Non-Commissioned Officer three-bedroom military family housing units). The work includes but is not limited to providing all labor, materials, transportation, and performing all necessary work for the improvements of the family housing units to meet current codes and standards. Project includes housing units, corridors, janitor closets, restrooms, trash rooms, mechanical rooms, elevators, and recreation rooms. Repair roof, fascia and soffit. Repaint exterior including sealing crack. Repaint interior. Replace ceiling panels. Replace gypsum board. Replace tiles. Replace floor coverings. Replace finishes and fixtures in kitchens and bathrooms, including caseworks and cabinets. Replace all windows, doors and frames. Windows meet American Society for Testing and Material (ASTM) F2090 window fall protection as practical as possible. Upgrade windows and doors as part of sound strategies. Project also includes locating and sealing all the gaps, cracks, and open seams to prevent air leaks (and sound leaks) and regulate airflow / improve energy efficiency, and also to meet AICUZ requirements. Replace the steam-sourced heat system with new, energy efficient heat pump heating, ventilation, and air conditioning (HVAC) system. Replace exhaust fans. Replace domestic hot water system with energy efficient system. Replace plumbing pipes and fixtures. Project provides energy management control system (EMCS) for integration with the Misawa Air Base's EMCS system including water and electric smart meters. Replace electrical

DD FORM 1391, JUL 99 PREVIOUS EDITION IS OBSOLETE Page No.

1. COMPONENT	FY 2027 MILITARY CONSTRUCTION PROJECT DATA	2. DATE
AIR FORCE		

3. INSTALLATION AND LOCATION	4. PROJECT TITLE:
MISAWA AIR BASE JAPAN	IMPROVE MISAWA MAIN TOWER, B117 (68UN)

5. PROGRAM ELEMENT	6. CATEGORY CODE	7. PROJECT NUMBER	8. PROJECT COST ($000)
88742F	711181	QKKA274002	60,000

panels, including circuit breakers. Replace lighting fixtures and electrical systems. Replace elevators. Project will address any fire safety deficiencies. Replace smoke detectors, exit signs, fire alarm and mass notification system to meet current code standards. Install fire suppression. Project will update force protection measures in accordance with current version of the Unified Facilities Criteria (UFC) 4-010-01. Project will meet Americans with Disability Act (ADA) accessibility. Repair building exterior ramps, handrails, and guardrails. Install additional storage. Provide site landscaping including seeding, sprigging and sodding. Repair parking lots for residents/guests. Repair curbs, driveway, striping, barriers, traffic signage and sidewalk. Provide mechanical and electrical utility replacements. Replace transformers, cables, breakers and distribution panels. Replace exterior lighting. Project will provide asbestos abatement, lead-based paint abatement, arsenic gypsum board abatement, and abatement of all other hazardous materials as encountered. Project will provide all related civil, architectural, structural, mechanical, electrical, and environmental work necessary for complete and usable units/buildings. Project is programmed in accordance with the current (2025) Housing Community Profile (HCP). The overall facility improvement shall be permanent and designed to meet the current Air Force Family Housing Standard and be in accordance with Unified Facilities Criteria 4-711-01 Family Housing, Unified Facilities Criteria 3-600-01 Fire Protection Engineering for Facilities and other latest applicable Department of Defense Unified Facilities Criteria. Facility will be designed as permanent construction in accordance with Department of DefenseUnified Facilities Criteria 1-200-01. This project will comply with Department of Defense antiterrorism/force protection requirements per Unified Facilities Criteria 4-010-01.

Air Conditioning: **X** Tons

11. REQUIREMENT: 68 UN ADEQUATE: 0 SUBSTANDARD: 0

PROJECT:

Improve Family Housing Tower, Building 117 (68 Units)

REQUIREMENT:

The project is required to provide safe and efficient housing for Military members and their families stationed in Misawa Air Base. Currently, the tower has a Building Condition Index (BCI) of 62, indicating a poor condition that necessitates immediate attention. The tower requires lifecycle repair or replacement of degraded building systems, as well as upgrades to meet current life safety codes and standards for electrical, mechanical, fire safety, and energy efficiency. Furthermore, the project seeks to provide a comfortable and appealing living environment that aligns with the needs and expectations of Military families. This project is programmed in accordance with the 2025 Housing Community Profile (HCP) and Family Housing Master Plan. This is not a tenant or supported service requirement.

1. COMPONENT	FY 2027 MILITARY CONSTRUCTION PROJECT DATA	2. DATE
AIR FORCE		

3. INSTALLATION AND LOCATION	4. PROJECT TITLE:
MISAWA AIR BASE JAPAN	IMPROVE MISAWA MAIN TOWER, B117 (68UN)

5. PROGRAM ELEMENT	6. CATEGORY CODE	7. PROJECT NUMBER	8. PROJECT COST ($000)
88742F	711181	QKKA274002	60,000

CURRENT SITUATION:

This project upgrades and modernizes Tower B117 which was built in 1995. This nine-story family housing high rise building consists of 68 three-bed room units. These housing units require major renovation and repair to correct deterioration resulting from age and heavy use. They have had no major upgrades since construction, and do not meet the needs of today's families, nor do they provide a modern home environment. The units within this project were identified for improvement in the latest (2025) HCP. These housing units do not meet the needs of today's families as outlined in the Air Force Family Housing Design Guide (AFFHDG). The kitchen and bathroom cabinets and fixtures are obsolete, deteriorated, and outdated. Replacement parts for several of the infrastructure systems within the units are no longer available. The electrical system does not meet modern construction codes. Ground Fault Circuit Interrupter (GFCI) protection is not provided for bathrooms, kitchens, laundry rooms, and exterior circuits. The original flooring is stained, loose, unsightly and mismatched, creating potential tripping hazards as original materials for replacement are non-existent. The existing heating units are beyond their useful life. The housing units lack A/C and dehumidification, causing interior space to become hot and humid in the summer months, contributing to the growth of mold and mildew and creating potential poor indoor air quality. Misawa Air Base experiences more than 800 hours per year of wet bulb temperatures above 67-degree F, therefore justifying the A/C and dehumidification requirement. Additionally, due to poor thermal efficiency from these all-concrete constructed facilities, energy and heat loss from each unit drives increased utility bills each year, especially during the winter months. Common areas have not been upgraded since construction and encumber the family quality of life.

IMPACT IF NOT PROVIDED:

Failure to execute this project will result in continued deterioration of these units, leading to escalating operations, maintenance, and repair costs for the Air Force. Without this critical investment, repairs will be performed in a reactive and piecemeal manner, incurring significant costs without achieving significant improvements in living quality.

ADDITIONAL:

This project meets the criteria/ scope specified in Air Force Manual 32- 1084, Facilities Requirements, Air Force Instruction 32-6000, Housing Management and Unified Facilities Criteria 4-711-01, Family Housing. This design shall conform to criteria established in the Air Force Corporate Facilities Standards, the Installation Facilities Standards, but will not employ a standard facility design because there is no Air Force standard facility design for this project, and there

1. COMPONENT	FY 2027 MILITARY CONSTRUCTION PROJECT DATA	2. DATE
AIR FORCE		

3. INSTALLATION AND LOCATION	4. PROJECT TITLE:
MISAWA AIR BASE JAPAN	IMPROVE MISAWA MAIN TOWER, B117 (68UN)

5. PROGRAM ELEMENT	6. CATEGORY CODE	7. PROJECT NUMBER	8. PROJECT COST ($000)
88742F	711181	QKKA274002	60,000

is no applicable standard design from the United States Army Corps of Engineers. All reasonable alternatives were considered during the development of this project to include status quo, new construction, and renovation. Renovation is the only viable option to meet this requirement. A formal economic analysis is currently in progress. Sustainable principles, to include life-cycle cost-effective practices, will be integrated into the design, development, and construction of the project in accordance with Unified Facilities Criteria 1- 200-02, High Performance and Sustainable Building Requirements. This includes preparation of a life-cycle cost analysis for energy consuming systems, renewable energy generating systems, or when life-cycle cost effective is selected as the reason any requirement of Unified Facilities Criteria 1-200-02 is partially compliant or not applicable. This project does not f all or partly within a 100-year flood plain. Facilities are sited in accordance with the Installation Development Plan and are within a compatible land use area. This project is not eligible for Hos t Nation funding. Environmental Impact Analysis Process (EIAP): The action described for this project is not a major Federal action that will significantly harm the environment and/or the resources of the foreign nation that is not involved in the action per Department of Defense Directive (DoDD) 6050.7. Therefore, in accordance with DoDD 6050.7, para E2.2.1.1, an environmental review or study is not required. This project was included in the Fiscal Year **(2026)** Future Year's Defense Program for Fiscal Year **(2027)**.

FORBIGN CURRENCY BUDGBT RATE FY26 BUDGET RATE USED, YEN 150.4415

BY-2, BY-1, and Future Unaccompanied Housing Restoration and Modernization Conducted: None

Base Civil Engineer: (315) 226-3089

JOINT USE CBRTIFICATION: This facility can be used by other components on an "as available" basis; however, the scope of the project is based on Air Force requirements.

DD FORM 1391, JUL 99 PREVIOUS EDITION IS OBSOLETE Page No.

1. COMPONENT	FY 2027 MILITARY CONSTRUCTION PROJECT DATA	2. DATE
AIR FORCE		

3. INSTALLATION AND LOCATION	4. PROJECT TITLE:
MISAWA AIR BASE JAPAN	IMPROVE MISAWA MAIN TOWER, B117 (68UN)

5. PROGRAM ELEMENT	6. CATEGORY CODE	7. PROJECT NUMBER	8. PROJECT COST ($000)
88742F	711181	QKKA274002	60,000

12. SUPPLEMENTAL DATA:

A. Estimated Execution Data:

(1) Acquisition Strategy: Design-Bid-Build

(2) Design Data: *(Indicates confidence in the design solution)*

(a) Design or Request for Proposal (RFP) Started:	APR/2026
(b) Percentage of Design Completed as of Sep 2025 (BY-2):	15%
(c) Percentage of Design Completed as of Jan 2026 (BY-1):	15%
(d) Design or RFP Complete: (Ready to Solicit)	JUL/2027
(e) Total Design Cost ($000):	6,000
(f) Energy Study and/or Life-Cycle analysis performed:	YES
(g) Standard or definitive design used?	NO

(3) Construction Data:

(a) Contract Award:	AUG/2029
(b) Construction Start:	OCT/2029
(c) Construction Complete:	AUG/2032

B. Equipment associated with this project provided from other appropriations:

Equipment Nomenclature *(Examples)*	Procuring Appropriation	Fiscal Year Appropriated or Requested	Cost ($000)
	NONE		

DD FORM 1391, JUL 99 PREVIOUS EDITION IS OBSOLETE Page No.

1. COMPONENT	FY 2027 MILITARY CONSTRUCTION PROJECT DATA	2. DATE
AIR FORCE		

3. INSTALLATION AND LOCATION	4. PROJECT TITLE:
MISAWA AIR BASE JAPAN	IMPROVE MISAWA MAIN TOWER, B117 (68UN)

5. PROGRAM ELEMENT	6. CATEGORY CODE	7. PROJECT NUMBER	8. PROJECT COST ($000)
88742F	711181	QKKA274002	60,000

SITE MAP





Building Condition Summary

Bldg. No.	Unit Type/ Facility	# Units	Yr Blt/ Last Reno.	Grade	Bed	BCI	SCI Scores								Decision
							B20 Exterior Enclosure	B30 Roofing	C10 Interior Construction	C30 Interior Finishes	D20 Plumbing Systems	D30 HVAC	D40 Fire Protection	D50 Electrical & Lighting	
117	T2-3	68	1995 None	JNCO	3	62	62	37	69	61	43	35	33	65	Improve (FHCON)

DD FORM 1391, JUL 99 PREVIOUS EDITION IS OBSOLETE Page No.

1. COMPONENT	FY 2029 PROJECT DATA	2. DATE
AIR FORCE (PACAF)		

3. INSTALLATION AND LOCATION	4. PROJECT TITLE:
YOKOTA AIR BASE, JAPAN	IMPROVE EAST TOWER 4300 (70 UN)

5. PROGRAM ELEMENT	6. CATEGORY CODE	7. PROJECT NUMBER	8. PROJECT COST ($000)
R&M 88746 (EEIC 53380)	711-171	ZNRE254301	$76,000

9. COST ESTIMATE

ITEM	UOM	QTY	UNIT COST	COST ($000)
Modernization Repair (EEIC 53380)				
PRIMARY FACILITIES				
EAST TOWER 4300 3TAI-p1 (70)	UN	70	928,652	57,679
SUPPORTING FACILITIES				
SITE IMPROVEMENTS	LS	1	2,450,963	2,451
SUBTOTAL				67,457
CONTINGENCY (5%)				3,373
SIOH (7.3%)				5,171
TOTAL FUNDED REQUEST				76,000
TOTAL FUNDED REQUEST (ROUNDED)				76,000
FOREIGN CURRENCY FY 20 RATE: $1.00 = ¥106.4531				

10. **DESCRIPTION OF PROPOSED WORK**: Provides general interior and exterior modernization and renovation of building 3004. Includes utility upgrades and additions to meet current standards. This will be accomplished by replacing all floor finishes (carpet in bedrooms, wood flooring in living & dining, tile at foyer, kitchen & bath), wall & ceiling finishes, and all windows with energy efficient & sound rating. Additionally, the kitchen and bathrooms will be upgraded by installing new cabinetry, tiles, fixtures & accessories in those rooms (including the powder room) and having new government furnished appliances installed. It will also be necessary to replace the plumbing; existing roofing; all interior electrical wires, conduit, light fixtures, switches & outlets; and HVAC system (with heat pump type split; condensing units piped to the roof). Additionally, an electric resistance type water heater and hard-wired smoke detectors will be installed. Replace the existing obsolete freight elevators and passenger elevators

11. **REQUIREMENT:**

PROJECT: IMPROVE EAST TOWER 4300 (70 UN)

REQUIREMENT: This project is required to provide modern and efficient housing for military members and their dependents stationed at Yokota AB. Tower 4300 must be upgraded to meet current life safety codes and to provide personnel with housing that is conducive to proper rest, relaxation, and personal well-being. All units will meet whole housing standards. Renovated tower will provide modern kitchen, living room, family room, bedroom and bath configuration. This project is programmed in accordance with Family Housing Master Plan.

CURRENT SITUATION: This project upgrades and modernizes Tower 4300 which was constructed in 1974 and last renovated in 2004. These 70 units require major renovation and repair to correct deterioration resulting from age and heavy use. They have had no major upgrades since construction, and do not meet the needs of today's families, nor do they provide a modern home environment. Kitchens do not provide adequate storage, cabinet space or countertop area, and are not functionally arranged. Plumbing and lighting fixtures are deteriorated. The electrical systems do not meet modern construction codes. Ground fault circuit interrupter protection is not provided for bathrooms, kitchens, and exterior circuits. Flooring, windows, and roofing require replacement.

IMPACT IF NOT PROVIDED: Units will continue to deteriorate resulting in increasing operations, maintenance and repair costs to the AF. Without this project repair of these units will be accomplished in a costly and piecemeal fashion with little or no improvement in living quality. Low morale and retention problems will result if conditions are permitted to continue.

ADDITIONAL: This project meets the scope/criteria specified in Air Force Manual 32- 1084, Facility Requirements and the US Air Force Family Housing Guide, August 2004. The overall facility improvement shall be compatible with

1. COMPONENT	FY 2029 PROJECT DATA		2. DATE
AIR FORCE (PACAF)			
3. INSTALLATION AND LOCATION	4. PROJECT TITLE:		
YOKOTA AIR BASE, JAPAN	IMPROVE EAST TOWER 4300 (70 UN)		
5. PROGRAM ELEMENT	6. CATEGORY CODE	7. PROJECT NUMBER	8. PROJECT COST ($000)
R&M 88746 (EEIC 53380)	711-171	ZNRE254301	$76,000

applicable Department of Defense Air Force, and Yokota Base design standards. In addition, local materials and construction techniques shall be used where cost effective, and environmental (asbestos/lead) sampling, testing, remediation and all other related work are programmed into the project to provide complete and usable facilities. This design shall conform to criteria established in the Air Force Corporate Facilities Standards, the Installation Facilities Standards, and all applicable federal and host nation requirements, but will not employ a standard facility design because there is no Air Force standard facility design for these units, and there is no applicable standard design from United States Army Corps of Engineers. A preliminary analysis of reasonable alternatives for accomplishing this project (status quo, renovation, addition/alteration, new construction) indicated that renovation is the most cost-effective option to meet mission requirements. A formal economic analysis is in progress. Sustainable principles, to include life-cycle cost-effective practices, will be integrated into the design, development, and construction of the project in accordance with Unified Facility Criteria 1-200-02. This includes preparation of a life-cycle cost analysis for energy consuming systems, renewable energy generating systems, whenever life-cycle cost effective is selected as the reason any requirement of Unified Facility Criteria 1-200-02 is partially compliant or not applicable. This project does not fall within or partly within the 100-year flood plain. This facility is sited in accordance with the Installation Development Plan and is within a compatible land use area. Supporting facility costs exceed 25% of primary facility cost due to the extensive scope in utility upgrades and replacement. This project is not eligible for Host Nation funding.

FOREIGN CURRENCY EXCHANGE RATES FY24 Budget Rate Used: YEN 139.1635

BY-2, BY-1, and Future Unaccompanied Housing Restoration and Modernization Conducted: None

Base Civil Engineer: (011) 81-3117-55-7215; DSN: 225-7215

1. COMPONENT	FY 2029 PROJECT DATA	2. DATE
AIR FORCE (PACAF)		

3. INSTALLATION AND LOCATION	4. PROJECT TITLE:
YOKOTA AIR BASE, JAPAN	IMPROVE EAST TOWER 4300 (70 UN)

5. PROGRAM ELEMENT	6. CATEGORY CODE	7. PROJECT NUMBER	8. PROJECT COST ($000)
R&M 88746 (EEIC 53380)	711-171	ZNRE254301	$76,000

12. SUPPLEMENTAL DATA:

a. Estimated Design Data:

(1) Status:	
(a) Type of Design	Design-Bid-Build
(b) Date Design Started	TBD
(c) Parametric Cost Estimates Used to develop costs	YES
(d) Percent Complete as of 01 JAN 2024	TBD
(e) Date 35% Designed	TBD
(f) Date Design Complete	TBD
(g) Energy study/Life-Cycle analysis was/will be performed	YES
(2) Basis:	
(a) Standard or Definitive Design	TBD
(b) Where Design Was Most Recently Used	TBD
(3) Total Cost (c) = (a) + (b) or (d) + (e)	TBD
(a) Production of Plans and Specifications	TBD
(b) All Other Design Costs	TBD
(c) Total	TBD
(d) Contract	TBD
(e) In-house	TBD
(4) Construction Contract Award	TBD
(5) Construction Start	TBD
(6) Construction Completion	TBD

b. Equipment associated with this project provided from other appropriations: None

1. COMPONENT AIR FORCE (PACAF)	FY 2029 PROJECT DATA	2. DATE
3. INSTALLATION AND LOCATION YOKOTA AIR BASE, JAPAN	4. PROJECT TITLE: IMPROVE EAST TOWER 4300 (70 UN)	

5. PROGRAM ELEMENT	6. CATEGORY CODE	7. PROJECT NUMBER	8. PROJECT COST ($000)
R&M 88746 (EEIC 53380)	711-171	ZNRE254301	$76,000

PICTURES



TOWER 3400 3TAI-P1 (70)

1. COMPONENT AIR FORCE (PACAF)	FY 2029 PROJECT DATA		2. DATE
3. INSTALLATION AND LOCATION YOKOTA AIR BASE, JAPAN	4. PROJECT TITLE: IMPROVE EAST TOWER 4300 (70 UN)		
5. PROGRAM ELEMENT R&M 88746 (EEIC 53380)	6. CATEGORY CODE 711-171	7. PROJECT NUMBER ZNRE254301	8. PROJECT COST ($000) $76,000

BUILDING LIST
HCP PULL 2017.09

Neighborhood	Bldg#	Unit Type/	Type	Street	St Config	Unit	Bit	Yr	Last	Status	Bed	Bath	GSF	K&am	BCI	Decision
East Tower 43XX	4300	3TAI-p1	Other	4300	B Tower	70	GOJ	1977	2004	Existing	3	1, ¾	1537	0	70	Improve (FHCON)

SITE PLAN
NOT TO SCALE



Tab - **DESIGN**

DESIGN

	Budget Request ($ in Thousands)
FY 2027 Budget Request	$25,854
FY 2026 Budget Request	$36,575

Purpose and Scope

This program provides for preliminary studies to develop additional family housing facilities, on time multi-phase design, and housing community profile developments; studies for site adaptation and determination of type and design of units; and working drawings, specifications, estimates, project planning reports and final design drawings of facility housing construction projects. This includes the use of architectural and engineering services in connection with any family housing new construction or construction improvement program.

Budget Request Summary

($ in Thousands)

(1) Designs for future year housing programs.
(2) FY 2027 Authorization and Appropriation of $125.854M to fund this effort as outlined below:

- FY 2027 incorporates an additional $100M insert to prepare future projects. Program will support New Construction and Construction Improvement project designs in the European and Pacific regions. The data below provides a summary of the FY27 Budget Request for the planned Design Projects by regions, project descriptions, and number of units.
- Base FHCON P&D Funding of $25.854M supports the following projects:
    - Pacific Region
        - Okinawa – Kadena AB – Stearly Hts 2A and 2B Replacement (75 units)
        - Okinawa – Camp Foster – Plaza Improvement (18 units)
    - European Region
        - Spangdahlem – Stairwell Replacement (58 units)
- Mandatory FHCON P&D Funding of $100M supports the following projects:
    - Pacific Region
        - Yokota – East Tower 4300 (3 BR) Improvement (70 units)
        - Misawa – Tower 117 Improvement (68 units)
        - Okinawa – Kadena AB – Stearly Hts 2B Replacement (75 units)
        - Okinawa – Kadena AB – North Terrace 1 (US Built) Replacement (15 units)
        - Okinawa – Kadena AB – Stearly Hts 3B Replacement (72 units)
        - Okinawa – Kadena AB – North Terrace PAIP 15 Improvement (70 units)
        - Yokota – PAIP 11 Phase 2 (West) Improvement (64 units)
        - Osan – West Townes Tower 211 Improvement (112 units)
        - Yokota – West Townhouses Improvement (41 units)
    - European Region
        - RAF Lakenheath – Feltwell 2 - Harvard Replacement – (48 units)
        - KMC Vogelweh – Stairwells 1 Improvement – (48 units)

1. COMPONENT	FY 2027 MILITARY CONSTRUCTION PROJECT DATA	2. DATE
AIR FORCE		

3. INSTALLATION AND LOCATION	4. PROJECT TITLE
WORLDWIDE UNSPECIFIED VARIOUS LOCATIONS	FAMILY HOUSING DESIGN (DISCRETIONARY)

5. PROGRAM ELEMENT	6. CATEGORY CODE	7. PROJECT NUMBER	8. PROJECT COST ($000)
88742F	711-000	PAYZ714FNA	26,000

9. COST ESTIMATES

ITEM	UM	QUANTITY	UNIT COST	COST($000)
PRIMARY FACILITIES				25,854
FAMILY HOUSING DESIGN (DISCRETIONARY)	LS			(25,854)
SUPPORTING FACILITIES				
SUBTOTAL				25,854
CONTINGENCY (0.00%)				0
TOTAL CONTRACT COST				25,854
SUPERVISION, INSPECTION AND OVERHEAD (0.00%)				0
TOTAL REQUEST				25,854
TOTAL REQUEST (ROUNDED)				26,000
EQUIPMENT FROM OTHER APPROPRIATIONS (NON-ADD)				(0)

10. DESCRIPTION OF PROPOSED CONSTRUCTION
Architect-engineer services, survey, fees, etc., in connection with advance design of family housing dwelling units and properties included in or proposed for the Air Force Family Housing Construction Account.

11. REQ: 0 ADQT: 0 SUBSTD: 0

PROJECT:
This request is for an authorization and appropriation of $25.854 million to provide design costs in connection with family housing new construction or construction improvements programs.

REQUIREMENT:
The funds requested are necessary to procure architect-engineer services to make site and utility investigations; one-time multi-phase design, and housing community profile (HCP) developments; and for the preparation of design and specifications of advance plans for future year family housing programs in connection with any family housing new construction or construction improvements programs.

IMPACT IF NOT PROVIDED:
The funds requested are necessary to support the development of housing community profile planning documents and to support the new construction and construction improvement programs. Without the requested funds, housing community profiles cannot be developed, and the new construction and construction improvement program projects cannot be designed and constructed.

DD FORM 1391, JUL 1999 PREVIOUS EDITION IS OBSOLETE PAGE NO.

Tab - **DESIGN - MANDATORY**

1. COMPONENT	FY 2027 MILITARY CONSTRUCTION PROJECT DATA	2. DATE
AIR FORCE		

3. INSTALLATION AND LOCATION	4. PROJECT TITLE
WORLDWIDE UNSPECIFIED VARIOUS LOCATIONS	FAMILY HOUSING DESIGN (MANDATORY)

5. PROGRAM ELEMENT	6. CATEGORY CODE	7. PROJECT NUMBER	8. PROJECT COST ($000)
88742F	711-000	PAYZ714FNA	100,000

9. COST ESTIMATES

ITEM	UM	QUANTITY	UNIT COST	COST($000)
PRIMARY FACILITIES				100,000
FAMILY HOUSING DESIGN (MANDATORY)	LS			(100,000)
SUPPORTING FACILITIES				
SUBTOTAL				100,000
CONTINGENCY (0.00%)				0
TOTAL CONTRACT COST				100,000
SUPERVISION, INSPECTION AND OVERHEAD (0.00%)				0
TOTAL REQUEST				100,000
TOTAL REQUEST (ROUNDED)				100,000
EQUIPMENT FROM OTHER APPROPRIATIONS (NON-ADD)				(0)

10. DESCRIPTION OF PROPOSED CONSTRUCTION
Architect-engineer services, survey, fees, etc., in connection with advance design of family housing dwelling units and properties included in or proposed for the Air Force Family Housing Construction Account.

11. REQ: 0 ADQT: 0 SUBSTD: 0

PROJECT:
This request is for an authorization and appropriation of $100.000 million to provide design costs in connection with the family housing construction improvements program.

REQUIREMENT:
The funds requested are necessary to procure architect-engineer services to make site and utility investigations; one-time multi-phase design, and housing community profile (HCP) developments; and for the preparation of design and specifications of advance plans for future year family housing programs in connection with the family housing construction improvements program.

IMPACT IF NOT PROVIDED:
The funds requested are necessary to support the development of housing community profile planning documents and to support the construction improvements program. Without the requested funds, housing community profiles cannot be developed, and construction improvement program projects cannot be designed and constructed.

DD FORM 1391, JUL 1999 PREVIOUS EDITION IS OBSOLETE PAGE NO.

This Page Intentionally Left Blank.

Tab - **OPERATION & MAINTENANCE SUMMARY**

Operations, Utilities and Maintenance Summary
(Excludes Leasing and Privatization)

	Budget Request ($ in Thousands)
FY 2027 Budget Request	$320,607
FY 2026 Budget Request	$315,342
FY 2026 Enactment*	$5,000
FY 2026 Appropriated	$320,342

Purpose and Scope

* Funds provided by Congress in FY 2026 for additional Family Housing Management are one year appropriated funds

Provides operations and maintenance resources to fund property management, utilities, and maintenance of Air Force owned units. The Air Force requests essential resources to provide military families with housing either in the private market through assistance from a housing office, or by providing government housing. The Air Force's Military Family Housing Operation and Maintenance program emphasizes the following goals:

* Identify suitable, affordable housing for military members. Where shortages exist, identify alternative solutions, to include privatization, new construction or leased housing.

* Reduce utility consumption to increase energy efficiency and conservation.

* Provide government appliances and furniture as required.

* Invest wisely in maintenance and repairs to sustain the existing adequate housing inventory worldwide. The top priorities are life, safety, and health issues and divestiture of surplus housing.

a. Operations. This portion of the program provides for operating expenses in the following sub-accounts:

(1) Management. Includes installation-level housing management office operations. It supports the housing referral and relocation program to assist military families in locating suitable housing and implements the Fair Housing Act. Management efforts at privatized installations include duties that are inherently governmental such as asset management, housing support services, and fiscal oversight. It supports the AF Family Housing Master Plan (FHMP) planning efforts.

(2) Services. Includes basic support services comprising refuse collection and disposal; fire and police protection; custodial services; entomology and pest control; and snow removal and street cleaning. Privatized units do not receive funding from this account.

(3) Furnishings. Includes household appliances (primarily stoves and refrigerators) and furniture (in limited circumstances and mainly in overseas locations). It includes costs associated with procurement, management, and repairs of furnishings and appliance inventories.

(4) Miscellaneous. Includes payments to other Federal agencies or foreign governments (i.e., United States Coast Guard and United Kingdom) to operate housing units occupied by military personnel.

b. Utilities. Includes all purchased and base-produced heat, electricity, water, sewer, and gas commodities serving family housing. Residents purchase their own telephone, internet and cable TV service. Privatized housing units do not receive funding from this account.

c. Maintenance. Privatized housing units do not receive funding from this account.

Provides the following:

(1) Maintenance/Repair of Dwellings. Includes service calls, routine maintenance and repairs, and replacement of deteriorated facility components. Housing maintenance contracts are included in these costs.

(2) Exterior Utilities. Includes maintenance and repair of water, sewer, electrical, and gas lines and other utility distribution, collection, or service systems assigned to or supporting family housing areas.

(3) Other Real Property. Includes maintenance of grounds, common areas, roads, parking areas, and other property for the exclusive use of family housing occupants not included above.

(4) Alterations and Additions. Includes minor alterations to housing units or housing support facilities. Whole-house improvements with complex scopes are included in the construction program.

Operation and Maintenance FY 2027 Budget Request Summary - Highlights

The requested FY 2027 amount is $320,607,000. This amount, together with estimated reimbursements of $2,500,000 will fund the FY 2026 Operation and Maintenance program of $323,107,000.

A summary of the budget request for FY 2027 is as follows ($ in thousands):

Operations Request	Utility Request	Maintenance Request	Total Direct Request	Reimbursement	Total Program
$108,981	$51,097	$160,529	$320,607	$2,500	$323,107

Inventory and Funding Summary (FH-2)

USAF FY 2027 PB	**Fiscal Year: 2027**
Family Housing Operations and Maintenance, Summary	**Command: USAF**
Excludes Leased Units and Costs	**Exhibit: FH-2**
Worldwide Summary	

Inventory Data (Units)	**FY 2025**	**FY 2026**	**FY 2027**
Units in Being Beginning of Year	15,271	15,159	14,119
Units in Being at End of Year	15,159	14,119	14,337
Average Inventory for Year	**15,215**	**14,639**	**14,228**
Historic Units	96	96	96
Units Requiring FHO&M Funding			
a. Contiguous US	106	106	96
b. U.S. Overseas	0	0	0
c. Foreign	15,165	15,053	14,023
d. Worldwide	**15,271**	**15,159**	**14,119**

	FY 2025		**FY 2026**		**FY 2027**	
Funding Requirements ($000)	**Total Cost ($000)**	**Unit Cost ($)**	**Total Cost ($000)**	**Unit Cost ($)**	**Total Cost ($000)**	**Unit Cost ($)**
OPERATIONS (DIRECT)						
Management	80,209	5,272	54,581	3,728	64,841	4,557
Services	10,407	684	12,701	868	12,957	911
Furnishings	23,132	1,520	31,275	2,136	28,691	2,017
Miscellaneous	1,151	76	1,475	101	2,492	175
Sub-Total Direct Operations	**114,899**	**7,552**	**100,032**	**6,833**	**108,981**	**7,660**
Anticipated Reimbursements	322	21	322	22	322	23
Gross Obligations, Operations	**115,221**	**7,573**	**100,354**	**6,855**	**109,303**	**7,682**
UTILITIES (DIRECT)						
Direct Utilities	52,798	3,470	72,738	4,969	51,097	3,591
Utilities Anticipated Reimbursements	646	42	646	44	646	45
Gross Obligations, Utilities	**53,444**	**3,513**	**73,384**	**5,013**	**51,743**	**3,637**
MAINTENANCE (DIRECT)						
M&R Dwelling	113,877	7,485	122,611	8,376	144,476	10,154
M&R Ext. Utilities	852	56	7,129	487	4,816	338
M&R Other Real Property	7,439	489	11,406	779	11,237	790
Alter & Add	0	0	1,426	97	0	0
Sub-Total Direct Maintenance	**122,168**	**8,029**	**142,572**	**9,739**	**160,529**	**11,283**
Anticipated Reimbursements	1,532	101	1,532	105	1,532	108
Gross Obligations, Maintenance	**123,700**	**8,130**	**144,104**	**9,844**	**162,061**	**11,390**
GRAND TOTAL, FHO&M - Direct	**289,865**	**19,051**	**315,342**	**21,541**	**320,607**	**22,534**
Anticipated Reimbursements	**2,500**	**164**	**2,500**	**171**	**2,500**	**176**
GRAND TOTAL, FHO&M - TOA	**292,365**	**19,216**	**317,842**	**21,712**	**323,107**	**22,709**

USAF FY 2027 PB	**Fiscal Year: 2027**
Family Housing Operation and Maintenance, Summary	**Command: USAF**
Excludes Leased Units and Costs	**Exhibit: FH-2**
Contiguous US	

Inventory Data (Units)	**FY 2025**	**FY 2026**	**FY 2027**
Units in Being Beginning of Year	106	106	96
Units in Being at End of Year	106	96	96
Average Inventory for Year	**106**	**101**	**96**
Historic Units	96	96	96

	FY 2025		**FY 2026**		**FY 2027**	
Funding Requirements ($000)	**Total Cost ($000)**	**Unit Cost ($)**	**Total Cost ($000)**	**Unit Cost ($)**	**Total Cost ($000)**	**Unit Cost ($)**
OPERATIONS (DIRECT)						
Management	58,512	0	35,478	0	46,685	0
Services	163	0	111	0	130	0
Furnishings	538	0	625	0	574	0
Miscellaneous	249	0	428	0	673	0
Sub-Total Direct Operations	**59,462**	**0**	**36,642**	**0**	**48,062**	**0**
Anticipated Reimbursements	0	0	0	0	0	0
Gross Obligations, Operations	**59,462**	**0**	**36,642**	**0**	**48,062**	**0**
UTILITIES (DIRECT)						
Direct Utilities	128	0	727	0	511	0
Utilities Anticipated Reimbursements	0	0	0	0	0	0
Gross Obligations, Utilities	**128**	**0**	**727**	**0**	**511**	**0**
MAINTENANCE (DIRECT)						
M&R Dwelling	804	0	2,452	0	2,890	0
M&R Ext. Utilities	0	0	0	0	0	0
M&R Other Real Property	144	0	684	0	225	0
Alter & Add	0	0	71	0	0	0
Sub-Total Direct Maintenance	**948**	**0**	**3,207**	**0**	**3,115**	**0**
Maintenance Anticipated Reimbursements	0	0	0	0	0	0
Gross Obligations, Maintenance	**948**	**0**	**3,207**	**0**	**3,115**	**0**
GRAND TOTAL, FHO&M - Direct	**60,538**	**0**	**40,576**	**0**	**51,688**	**0**
Anticipated Reimbursements	**0**	**0**	**0**	**0**	**0**	**0**
GRAND TOTAL, FHO&M - TOA	**60,538**	**0**	**40,576**	**0**	**51,688**	**0**

USAF FY 2027 PB	**Fiscal Year: 2027**
Family Housing Operation and Maintenance, Summary	**Command: USAF**
Excludes Leased Units and Costs	**Exhibit: FH-2**
US Overseas	

Inventory Data (Units)	**FY 2025**	**FY 2026**	**FY 2027**
Units in Being Beginning of Year	0	0	0
Units in Being at End of Year	0	0	0
Average Inventory for Year	**0**	**0**	**0**
Historic Units	0	0	0

	FY 2025		**FY 2026**		**FY 2027**	
Funding Requirements ($000)	**Total Cost ($000)**	**Unit Cost ($)**	**Total Cost ($000)**	**Unit Cost ($)**	**Total Cost ($000)**	**Unit Cost ($)**
OPERATIONS (DIRECT)						
Management	1,730	0	1,092	0	1,297	0
Services	0	0	0	0	0	0
Furnishings	778	0	938	0	861	0
Miscellaneous	0	0	0	0	0	0
Sub-Total Direct Operations	**2,508**	**0**	**2,030**	**0**	**2,158**	**0**
Anticipated Reimbursements	0	0	0	0	0	0
Gross Obligations, Operations	**2,508**	**0**	**2,030**	**0**	**2,158**	**0**
UTILITIES (DIRECT)						
Direct Utilities	0	0	0	0	0	0
Utilities Anticipated Reimbursements	0	0	0	0	0	0
Gross Obligations, Utilities	**0**	**0**	**0**	**0**	**0**	**0**
MAINTENANCE (DIRECT)						
M&R Dwelling	0	0	0	0	0	0
M&R Ext. Utilities	0	0	0	0	0	0
M&R Other Real Property	0	0	0	0	0	0
Alter & Add	0	0	0	0	0	0
Sub-Total Direct Maintenance	**0**	**0**	**0**	**0**	**0**	**0**
Maintenance Anticipated Reimbursements	0	0	0	0	0	0
Gross Obligations, Maintenance	**0**	**0**	**0**	**0**	**0**	**0**
GRAND TOTAL, FHO&M - Direct	**2,508**	**0**	**2,030**	**0**	**2,158**	**0**
Anticipated Reimbursements	**0**	**0**	**0**	**0**	**0**	**0**
GRAND TOTAL, FHO&M - TOA	**2,508**	**0**	**2,030**	**0**	**2,158**	**0**

USAF FY 2027 PB	**Fiscal Year: 2027**
Family Housing Operation and Maintenance, Summary	**Command: USAF**
Excluded Leased Units and Costs	**Exhibit: FH-2**
Foreign	

Inventory Data (Units)	**FY 2025**	**FY 2026**	**FY 2027**
Units in Being Beginning of Year	15,165	15,053	14,023
Units in Being at End of Year	15,053	14,023	14,241
Average Inventory for Year	**15,109**	**14,538**	**14,132**
Historic Units	0	0	0

	FY 2025		**FY 2026**		**FY 2027**	
Funding Requirements ($000)	**Total Cost ($000)**	**Unit Cost ($)**	**Total Cost ($000)**	**Unit Cost ($)**	**Total Cost ($000)**	**Unit Cost ($)**
OPERATIONS (DIRECT)						
Management	19,967	1,322	18,011	1,239	16,859	1,193
Services	10,244	678	12,590	866	12,827	908
Furnishings	21,816	1,444	29,712	2,044	27,256	1,929
Miscellaneous	902	60	1,047	72	1,819	129
Sub-Total Direct Operations	**52,929**	**3,503**	**61,360**	**4,221**	**58,761**	**4,158**
Anticipated Reimbursements	322	21	322	22	322	23
Gross Obligations, Operations	**53,251**	**3,524**	**61,682**	**4,243**	**59,083**	**4,181**
UTILITIES (DIRECT)						
Direct Utilities	52,670	3,486	72,011	4,953	50,586	3,580
Utilities Anticipated Reimbursements	646	43	646	44	646	46
Gross Obligations, Utilities	**53,316**	**3,529**	**72,657**	**4,998**	**51,232**	**3,625**
MAINTENANCE (DIRECT)						
M&R Dwelling	113,073	7,484	120,159	8,265	141,586	10,019
M&R Ext. Utilities	852	56	7,129	490	4,816	341
M&R Other Real Property	7,295	483	10,722	738	11,012	779
Alter & Add	0	0	1,355	93	0	0
Sub-Total Direct Maintenance	**121,220**	**8,023**	**139,365**	**9,586**	**157,414**	**11,139**
Maintenance Anticipated Reimbursements	1,532	101	1,532	105	1,532	108
Gross Obligations, Maintenance	**122,752**	**8,124**	**140,897**	**9,692**	**158,946**	**11,247**
GRAND TOTAL, FHO&M - Direct	**226,819**	**15,012**	**272,736**	**18,760**	**266,761**	**18,876**
Anticipated Reimbursements	**2,500**	**165**	**2,500**	**172**	**2,500**	**177**
GRAND TOTAL, FHO&M - TOA	**229,319**	**15,178**	**275,236**	**18,932**	**269,261**	**19,053**

Summary Historic Housing

Summary of Historic Housing Detail			
	2025	**2026**	**2027**
1. Historic Housing Costs, Non-GOQ Data			
a. Number of Non-GOQ units on NHRP (Inventory) *	73	73	73
b. Improvement Costs ($000)	0	0	0
c. Maintenance and Repair Costs ($000)	966,828	970,692	990,106
d. Total Historic Maintenance, Repair, Improvements ($000)	**966,828**	**970,692**	**990,106**
e. Average Cost Per Unit ($000)	**13,244**	**13,297**	**13,563**
2. Historic Housing Costs, GOQ Data			
a. Number of GOQ units on NHRP (Inventory) **	23	23	23
b. Improvement Costs ($000) ***	0	0	0
c. Maintenance and Repair Costs ($000) ****	294,302	295,503	301,401
d. Total Historic Maintenance, Repair, Improvements ($000)	**294,302**	**295,503**	**301,401**
e. Average Cost Per Unit ($000)	**12,796**	**12,848**	**13,104**
3. Total Historic Inventory & Costs (Non-GOQ & GOQ)			
a. Number of Non-GOQ and GOQ units on NHRP (Inventory)	96	96	96
b. Improvement Costs ($000)	0	0	0
c. Maintenance and Repair Costs ($000)	1,261,130	1,266,195	1,291,507
d. Total Historic Maintenance, Repair, Improvements ($000)	**1,261,130**	**1,266,195**	**1,291,507**
e. Average Cost Per Unit ($000)	**13,137**	**13,190**	**13,453**

Notes:

* Includes Eglin AFB units (4)
** The Otis House is not on the NRHP inventory but is eligible and included in this table

Family Housing Operation and Maintenance Reprogramming Actions

($ in Thousands) as of 30 Sep 2024

	FY 2025 Appropriation	Funds Reprogrammed	Percent Reprogrammed	FY 2025 End of Year
Utilities	49,955	2,280	4.56%	52,235
Operations				
Management	76,384	5,160	6.76%	81,544
Services	12,446	(1,200)	(9.64%)	11,246
Furnishings	24,230	(1,000)	(4.13%)	23,230
Miscellaneous	2,426	(240)	(9.89%)	2,186
Leasing	6,278	(600)	(9.56%)	5,678
Maintenance	127,023	(4,400)	(3.46%)	122,623
Debt	0	0	0.00%	0
Privatization	37,508	0	0.00%	37,508
Foreign Currency	0	0	0.00%	0
Total	**336,250**	**0**	**0.00%**	**336,250**

Tab - **OPERATIONS**

RECONCILIATION OF INCREASES AND DECREASES

MANAGEMENT EXHIBIT OP-5

Management - The Management account supports housing operations to include management office personnel; supplies, equipment and custodial services; community liaison and housing support services; and housing information technology software and support. It supports studies such as the housing requirements and market analyses, preliminary studies, and engineering construction plans. It includes concept development, acquisition, and portfolio management supporting housing privatization.

			($ in Thousands)
1. FY 2026 President's Budget Request:			$54,581
2. Congressional Adjustment			
a. Housing Oversight			$5,000
3. FY 2026 Appropriated Amount:			$59,581
4. FY 2026 Current Estimate:			$59,581
5. Price Growth:			$1,092
a. General Inflation	2.00%	$1,092	
6. Program Increase:			$9,168
7. Program Decrease:			($5,000)
a. One-time FY 2026 Costs			
1) Fiscal Year 2026 Congressional Add - Housing Oversight		($5,000)	
8. FY 2027 Budget Request:			$64,841

Notes:
Analysis of changes in Management:

The FY27 program sustains the FY20 Congressional funding for additional manpower needed to enhance privatization oversight. The additional manpower positions are aligned to Air Force Installation Military Housing offices, Air Force Civil Engineer Center, and Headquarters Air Force to support inherently governmental activities of privatized housing oversight, asset management, housing support services, and fiscal oversight. A total of 218 positions (GS 7-15) were added in FY21 with 100% fill rate. The FY27 program changes are due to a program review of requirements, including funding for Housing Requirements and Market Analyses, prior years execution and changes in Civilian Personnel compensation adjustments in average work-year costs. The FY 2027 Budget Request of $64,841 represents a 18.8% increase compared to the FY2026 President's Budget Request.

* Each year, Air Force uses detailed execution and cost factor analysis to update civilian compensation costs for the purpose of accurately forecasting budget estimates for the civilian workforce. The cost adjustment is a result of these cost changes as well as updated pay raise, awards and benefit assumptions).

This Page Intentionally Left Blank.

RECONCILIATION OF INCREASES AND DECREASES

SERVICES EXHIBIT OP-5

Services Provides basic municipal-type support services such as refuse collection and disposal; fire and police protection; entomology and pest control; snow removal; street cleaning, and custodial services for government-owned family housing units. Since private developers are responsible for municipal services, installations with privatized housing have no requirements for funding. Services at remaining government-owned housing units are based on historical obligations.

			($ in Thousands)
1. FY 2026 President's Budget Request:			$12,701
2. FY 2026 Appropriated Amount:			$0
3. FY 2026 Current Estimate:			$12,701
4. Price Growth:			$254
a. General Inflation	2.00%	$254	
5. Program Increase:			$2
6. Program Decrease:			$0
7. FY 2027 Budget Request:			$12,957

Notes:

Analysis of changes in Services:

The FY2027 Budget Request is based on a review of program requirements (e.g. adjustments in service contracts at OCONUS locations) and inflation. The FY2027 Budget Request of $12,957 represents 2% increase compared to the FY2025 President's Budget Request.

This Page Intentionally Left Blank.

RECONCILIATION OF INCREASES AND DECREASES

FURNISHINGS EXHIBIT OP-5

Furnishings The Air Force provides furnishings support to members in overseas locations and for general officers residing in government-provided and privatized housing. This Furnishing account includes furnishing office personnel, procurement for initial issue and replacement of household equipment, domestic appliances (primarily stoves and refrigerators) and for furniture in limited circumstances. It funds the control, moving, and handling of furnishings inventories, and the maintenance and repair of such items. Privatized housing units do not receive funding with the exception for residents of general officers' quarters.

Loaner furniture is provided to military families overseas so they may occupy permanent quarters prior to the arrival of their personally-owned furniture.

"Loaner kits" consisting of beds, sofas, dining tables, etc., allows members to set up their household faster while reducing the cost of temporary quarters. In addition, there are some furnishings normally built into CONUS houses that are often limited or nonexistent in foreign private rentals, such as wardrobes (clothes closets), kitchen cabinets, sideboards and appliances. These items are provided to families as required.

The furnishings account funds essential furnishings at levels consistent with the needs of the Air Force.

			($ in Thousands)
1. FY 2026 President's Budget Request:			$31,275
2. FY 2026 Appropriated Amount:			$0
3. FY 2026 Current Estimate:			$31,275
4. Price Growth:			$626
a. General Inflation	2.00%	$626	
5. Program Increase:			$0
6. Program Decrease:			($3,210)
7. FY 2027 Budget Request:			$28,691

Notes:
Analysis of changes in Furnishings:

The FY2027 requirement is based on review of program requirements, prior years' execution and inflation. The DAF has a large OCONUS requirement for families and assists with helping families to occupy permanent quarters faster. This helps to avoid higher costs in other accounts such as military allowances and other support appropriations. The FY2027 program changes are due to a program review of requirements, including inflation, prior years' execution and changes in Civilian Personnel compensation adjustments in average work-year costs. The FY2027 Budget Request of $28,691 represents 8.3% decrease compared to the FY2026 President's Budget Request.

* Each year, Air Force uses detailed execution and cost factor analysis to update civilian compensation costs for the purpose of accurately forecasting budget estimates for the civilian workforce. The cost adjustment is a result of these cost changes as well as updated pay raise, awards and benefit assumptions).

This Page Intentionally Left Blank.

RECONCILIATION OF INCREASES AND DECREASES

MISCELLANEOUS EXHIBIT OP-5

Miscellaneous Includes payments to other Federal agencies or foreign governments (i.e. United States Coast Guard and United Kingdom) to operate housing units occupied by Air Force personnel. For locations that are U.S. government owned or controlled, funding is based on historical obligations. No funding is provided in this category for installations with privatized housing.

			($ in Thousands)
1. FY 2026 President's Budget Request:			$1,475
2. FY 2026 Appropriated Amount:			$0
3. FY 2026 Current Estimate:			$1,475
4. Price Growth:			$30
a. General Inflation	2.00%	$30	
5. Program Increase:			$987
6. Program Decrease:			$0
7. FY 2027 Budget Request:			$2,492

Notes:

Analysis of changes in Miscellaneous:

The FY2027 Budget Request is based on a review of program requirements, prior years' execution and inflation. The FY2027 Budget Request of $2,492 represents a 69% increase compared to the FY2026 President's Budget Request. Program increases are based on a program review of requirements and prior years execution.

This Page Intentionally Left Blank.

Tab - **UTILITIES**

RECONCILIATION OF INCREASES AND DECREASES

UTILITIES EXHIBIT OP-5

This program provides for all utilities consumed in government-owned family housing. This program funds electricity, natural gas, fuel oil and other purchased heating, water, sewage and waste systems. Military Family Housing residents and housing management continue to work towards meeting energy reduction goals. However, as the majority of homes become privatized, and utility cost responsibility is shifted to private developers, this becomes less of an overall government concern.

Utilities Reconciliation Increases Decreases

			($ in Thousands)
1. FY 2026 President's Budget Request:			$72,738
2. FY 2026 Appropriated Amount:			$0
3. FY 2026 Current Estimate:			$72,738
4. Price Growth:			$1,455
a. General Inflation	2.00%	$1,455	
5. Program Increase:			$0
6. Program Decrease:			($23,096)
7. FY 2027 Budget Request:			**$51,097**

Notes:
Analysis of changes in Utilities:

The FY2027 decrease is based on a review of program requirements, prior years' execution, inflation, energy cost changes in the Pacific Region, and international utility cost share agreements. The FY2027 Budget Request of $51,097 represents 32% decrease compared to the FY2026 President's Budget Request.

Family Housing Summary of Utilities Detail

	2025	2026	2027
Total Cost of Utilities ($000)	**49,955**	**72,738**	**51,097**
Utility Quantities			
Electricity (KwH)	**212,578,060**	**216,829,621**	**221,166,214**
Heating			
Gas(CF)	605,354,855	617,461,952	629,811,191
Fuel Oil			0
Residuals (BBLS)			
Distillates (BBLS)	18,833	19,210	19,594
Purchased Steam (MBTU)	328,243	334,808	341,504
Heat Plants Coal Fired (MBTU)	0	0	0
Heat Plants Other Than Gas, Oil, Coal (MBTU)	0	0	0
Propane (BBLS)	14,197	14,481	14,771
Water (Kgal)	**2,585,002**	**2,636,702**	**2,689,436**
Sewage (Kgal)	**2,335,706**	**2,382,420**	**2,430,069**

Tab - **MAINTENANCE**

RECONCILIATION OF INCREASES AND DECREASES

MAINTENANCE EXHIBIT OP-5

Maintenance provides for sustainment of family housing assets through service calls, change of occupancy rehabilitation, routine maintenance, preventive maintenance, interior and exterior painting, and major repairs. Housing condition assessments conducted for the AF FHMP substantiate that the maintenance and repair funding profile represents a balanced, fiscally constrained program, while ensuring sufficient Real Property Maintenance by Contract (RPMC) funds are available to maintain the existing adequate inventory. MFH maintenance is categorized in two types of service.

The first is routine recurring work such as service calls and repairs necessary to keep a house habitable (e.g. repairing leaking faucets, replacing broken windows, or replacing furnace filters). It includes maintenance performed during change of occupancy, such as painting or carpet replacement.

The second type of service is major maintenance and repair needed to fix or replace major systems and their components that are nearing the end of their useful life. Examples include restoring or replacing structural items including roofs, electrical, plumbing, heating, ventilation and air conditioning, landscaping, and complete exterior painting.

No maintenance funds are provided for privatized housing units which are the responsibility of the privatization property owner.

MANDATORY FUNDING JUSTIFICATION:

The FY 2027 request for MFH includes $366,765 thousand of discretionary and $454,767 thousand of mandatory for a total of $821,523 thousand. The mandatory funds 9 repair projects, including design, with 7 projects addressing 375 inadequate units across installations in Japan and 2 projects addressing 73 units at Spangdahlem AB, Germany with nearly inadequate condition scores (82 BCI), and critical health and life safety replacement and repairs to elevator systems in 18 high-rise family housing towers (towers can become uninhabitable without fully functional elevators). The mandatory funds Maintenance enabling the repair of 267 inadequate homes across Okinawa (181 units), Yokota (70 units), Misawa (16 units); and demolition of 108 surplus inadequate homes across Okinawa (79 units) and Yokota (29 units). These whole-house major maintenance and repair projects include lifecycle repair/replacement of all unit level renovations: updates to kitchens and bathrooms, modernization of interior finishes, replacement of plumbing, electrical, HVAC, and fire protection and alarms. The projects address building infrastructure updates including building utilities, upgrades to electrical systems, elevators, exterior finish paint & repair, roof, site utilities and community equipment. Repair work includes bringing systems up to modern building code, and removal and disposal of hazardous materials. The mandatory funds replace elevator systems throughout 18 high-rise towers; 15 towers (1,020 units) which are nearly inadequate (83 BCI) and 3 towers (210 units) which are inadequate. This includes replacing the existing elevator system with a modern system that includes hanger rails. Repair/replace the existing hoist way doorframes and platform access portion to conform to the new elevator. Repair the elevator machine room floor to include asbestos abatement. Replace the existing power and control wiring. Replace the elevator control panel board—the panel provides the interlock function for the fire alarm system and seismic sensing device, which is tied to the base fire station. Install the emergency call and lighting system in the elevator car. The FY 2027 mandatory funds provide additional resources to expand the maintenance and repair of inadequate homes from FY 2026.

			($ in Thousands)
1. FY 2026 President's Budget Request:			$142,572
2. FY 2026 Appropriated Amount:			$0
3. FY 2026 Current Estimate:			$142,572
4. Price Growth:			$2,851
a. General Inflation	2.00%	$2,851	
5. Program Increase:			$15,105
6. Program Decrease:			$0
7. FY 2027 Budget Request:			$160,528

Notes:

Analysis of changes in Maintenance:

The FY2027 request of program provides funding necessary to prevent deterioration of the government-owned housing inventory, routine recurring repair, and to address units with low condition ratings through maintenance and repair projects. The FY2027 Budget Request of $160,528 represents a 12.6% increase compared to the FY2026 President's Budget Request and is based on inflation, a program review of requirements and prior years' execution.

The program increase will address deferred projects and planned FY2027 major repairs to 70 units at Yokota AB, Japan, 20 homes at Misawa AB, Japan, repairs to the Yokota AB furnishing warehouse, and repairs to 18 units at Spangdahlem.

Tab - **MAINTENANCE & REPAIR OVER 35K**

GENERAL AND FLAG OFFICERS' QUARTERS (GFOQ)
Anticipated Operations, Maintenance and Repair Expenditures Exceeding $35,000 per Unit (FH-5)
(Dollars in Thousands)

Installation	Quarters Address	Year Built	Size NSF	Operations Cost	Maintenance Cost	Total OMR > $35K Cost	Utility Cost	Leasing Cost	Historic Preservation Cost	Total FH O&M Cost	Significant O&M FY 2022-2026
CONUS											
Kadena AB	4411 Camp Courtney	1987	2,675	$1.8	$73.5	$75.3	$5.0	$0.0	$0.0	$80.3	$0.0
This project will repair the roof and exterior paint on GOQ 4411, Camp Courtney. Work includes scaffolding, surface preparation, crack and sealant repair, roof coating, exterior wall painting including surface preparation, caulking, and crack or spall repair as needed. All work shall result in a complete and usable facility. ACM and LBP testing of the roof and exterior walls in this unit was negative; therefore, no abatement is required for this project.											
Kadena AB	4445 Camp Courtney	1988	2,412	$1.9	$73.5	$75.4	$5.0	$0.0	$0.0	$80.3	$0.0
This project will repair the roof and exterior paint on GOQ 4445, Camp Courtney. Work includes scaffolding, surface preparation, crack and sealant repair, roof coating, exterior wall painting including surface preparation, caulking, and crack or spall repair as needed. All work shall result in a complete and usable facility. ACM and LBP testing of the roof and exterior walls in this unit was negative; therefore, no abatement is required for this project.											
Kadena AB	4404 Camp Courtney	1965	3,410	$1.8	$73.7	$75.5	$5.0	$0.0	$0.0	$80.4	$0.0
This project will repair the roof and exterior paint on GOQ 4404, Camp Courtney. Work includes scaffolding, surface preparation, crack and sealant repair, roof coating, exterior wall painting including surface preparation, caulking, and crack or spall repair as needed. Roof and exterior walls in this unit tested negative for ACM and LBP; however, vent pipe sealant tested positive and requires abatement under this project. All work shall result in a complete and usable facility.											
USAFA	6950 Otis Dr	1929	11,553	$4.1	$60.1	$64.2	$13.3	$0.0	$0.0	$77.5	$821.5
A waiver is required since normal operations and maintenance costs will exceed the $35K GOQ Operations, Maintenance and Repair (OMR) threshold. This request provides that routine reoccurring charges (e.g., service calls, grounds maintenance, preventative maintenance) can be incurred without exceeding requested authority. All costs are based on historical costs and inflated by 5.1%. The Otis House is the largest GOQ in the AF inventory and normal building, grounds and preventive maintenance requirements are increased due to the size of the unit. For years FY12 - FY16 when privatized, the Otis House average for COM, Service Orders, Grounds Maintenance and Capital Repair & Replacement was $38,812/year. Using the US Bureau of Labor Statistics CPI Inflation Calculator the $38,812/yr cost would equate to $54,395 in FY25 and then extrapolated to FY27 it would equate to $60,084. Grounds Maintenance (including											

Installation	Quarters Address	Year Built	Size NSF	Operations Cost	Maintenance Cost	Total OMR > $35K Cost	Utility Cost	Leasing Cost	Historic Preservation Cost	Total FH O&M Cost	Significant O&M FY 2022-2026
snow removal) is estimated to be 11,616 and included in the $60,084. This waiver will ensure facility preservation and maintain the unit until a FHCON can be performed.											
Total GOQ Units				**$9.6**	**$280.8**	**$290.4**	**$28.3**	**$0.0**	**$0.0**	**$318.5**	**$821.5**

Tab - **GFOQ OVER 50K**

Privatized GFOQ Operations, Maintenance and Repair Costs Exceeding $50,000 (FH-12)

State/Country	Installation	Quarters ID	Year Built	Size NSF	Operations Cost	Maintenance and Repair Cost (Note 1)	Total FH O&M Cost (Note 2)
Texas	JBSA-Randolph	1 Main Circle	1931	4859	2.3	50.7	53.0
Total					**2.3**	**50.7**	**53.0**

Notes:

Costs incurred per Unit by the Private Sector Developer/Partner/Owner for Fiscal Year 2025 ($ in Thousands)

(1) Total O&M cost are from FY25 Q1 GOQ cost reports
(2) Maintenance & Repair includes Capital Repair & Replacement and Reinvestment Costs
(3) This annual report complies with the FY 2009 National Defense Authorization Act (NDAA), amended Section 2805 requirement.

This Page Intentionally Left Blank.

Tab - **REIMBURSABLE PROGRAM**

REIMBURSEMENT EXHIBIT OP-5

Includes collections received from rental of Air Force family housing units to foreign nationals, civilians and others. Included in the estimate are the anticipated reimbursements due to members who voluntarily separate that are authorized to live in government quarters for up to six months after separation.

		($ in Thousands)
1. FY 2026 President's Budget Request:		$2,500
2. FY 2026 Appropriated Amount:		$0
3. Supplementals:		$0
4. Price Growth:		$0
5. Functional Program Transfers:		$0
6. Program Increases:		$0
7. Program Decreases		$0
8. FY 2026 Current Estimate:		$2,500
9. Price Growth:		
a. Inflation	0.00%	$0
10. Functional Program Transfer:		$0
11. Program Increases:		$0
12. Program Decreases: Adjusted based on historical data		$0
13. FY 2027 Budget Request:		**$2,500**

This Page Intentionally Left Blank.

Tab - **LEASING**

Leasing

	Budget Request ($ in Thousands)
FY 2027 Budget Request	$5,523
FY 2026 Budget Request	$5,436

Purpose and Scope

Leasing provides privately owned housing for assignment as government quarters at both domestic and foreign locations when the local economy and on-base housing cannot satisfy requirements. The leasing program is authorized by 10 United States Code (U.S.C.) §2828 and provides for payment of rental and operation and maintenance costs of privately owned quarters for assignment as government quarters to military families. This program includes funds needed to pay for services such as utilities and refuse collection when these services are not part of the lease agreement. The Air Force (AF) also uses the authorities in 10 U.S.C. §2834 to participate in Department of State (DoS) embassy leased housing pools.

The AF continues to rely on the private sector to meet the majority of housing needs. Where the private sector rental markets and on-base housing cannot meet requirements and cost-effective alternatives do not exist, short and long-term leases are used. The AF must use the leasing program in high-cost areas to obtain adequate housing to meet critical needs and to avoid unacceptably high out-of-pocket costs for the member where government-owned housing is not available.

Program Summary - Highlights

Authorization is requested to fund leases and related expenses in FY 2027. The FY 2027 request for family housing leasing points is summarized as follows:

		FY 2025		FY 2026		FY 2027	
	Lease Pts	Used	Cost ($000)	Used	Cost ($000)	Used	Cost ($000)
Foreign:	8,988	85	$6,247	95	$5,405	93	$5,492
Domestic:	3,333	1	$31	1	$31	1	$31
Total:	**12,321**	**86**	**$6,278**	**96**	**$5,436**	**94**	**$5,523**

Foreign Leasing

Congress authorized leasing in foreign countries in 10 U.S.C. §2828 as amended, which limits the number of lease points authorized and funds appropriated, and as required, through notifications prior to execution of lease agreements exceeding $1M annually. The AF strategy is to provide adequate housing for our personnel serving in other countries where military family housing is not available. Foreign leases are primarily provided at Aviano, Italy and Doha, Qatar and other countries to support the direct AF mission.

The AF also provides appropriate funding support to accompanied military members and DoW civilians assigned at the DoS embassies where their housing and related services are provided by the DoS embassies under the authority of 10 U.S.C. §2834. DoS provides leased housing support through the International Cooperative Administrative Support Services (ICASS) program and requires ICASS administrative fees.

Domestic Leasing

Congress authorized domestic leasing program in 10 U.S.C. §2828 as amended, which limits the number of units authorized at any one time and specifies the maximum cost limitation.

The AF supports independent duty personnel residing in high cost rental areas of which their duty locations are geographically separated and/or outside of commuting distance from the nearest military installations with government-owned or privatized family housing. This support is provided since adequate housing is not available within member's housing allowances.

RECONCILIATION OF INCREASES AND DECREASES

LEASING EXHIBIT OP-5

			($ in Thousands)
1. FY 2026 President's Budget Request:			$5,436
2. FY 2026 Appropriated Amount:			$0
3. FY 2026 Current Estimate:			$5,436
4. Price Growth:			$109
a. General Inflation	2.00%	$109	
5. Program Increase:			$0
6. Program Decrease:			($22)
7. FY 2027 Budget Request:			**$5,523**

Notes

The attached leasing charts reflect changes to the program by locations and type of lease. These requirements are a direct result of changes to missions, changes in accompanied requirements, and other housing needs.

Analysis of Leased Units Exhibit (FH-4)

LOCATION	FY 25			FY 26			FY 27		
	# UNITS	LEASE MONTHS	COST ($000)	# UNITS	LEASE MONTHS	COST ($000)	# UNITS	LEASE MONTHS	COST ($000)
DOMESTIC LEASES									
CONUS-wide (AF Recruiters, ROTC staffs, & other)	1	12	$31	1	12	$31	1	12	$31
Unassigned	3,332	0	$0	3,332	0	$0	3,332	0	$0
TOTAL DOMESTIC LEASES	**3,333**	**12**	**$ 31**	**3,333**	**12**	**$ 31**	**3,333**	**12**	**$ 31**
FOREIGN LEASES									
Department of State (§2834):									
Abu Dhabi, UAE	9	108	$1,115	9	108	$680	9	108	$680
Amman, Jordan	4	48	$311	6	72	$288	4	48	$235
Bangkok, Thailand	1	12	$47	4	48	$119	4	48	$179
Bogotá, Colombia	9	108	$542	8	96	$485	8	96	$508
Brasilia/Rio De Janeiro, Brazil	3	36	$428	3	36	$203	3	36	$205
Buenos Aires, Argentina	0	0	$0	2	24	$68	1	12	$44
Cairo, Egypt	3	36	$223	3	36	$113	3	36	$120
Chiang Mai, Thailand	3	36	$47	3	36	$48	3	36	$50
Classified Location	4	48	$410	4	48	$268	4	48	$240
Copenhagen/Hellerup, Denmark	2	24	$163	4	48	$293	2	24	$204
Doha, Qatar	1	12	$175	3	36	$190	4	48	$270
Lima, Peru	0	0	$0	1	12	$63	2	24	$133
Madrid, Spain	0	0	$0	3	36	$200	2	24	$145
Mexico City/Guadalajara, Mexico	13	156	$692	12	144	$706	12	144	$710
Nassau, Bahamas	0	0	$0	0	0	$0	1	12	$68
Oslo, Norway	1	12	$65	1	12	$54	1	12	$54
New Dehli, India	1	12	$72	0	0	$0	0	0	$0
Paris, France	10	120	$853	10	120	$840	9	108	$790
Santiago, Chile	2	24	$173	2	24	$110	3	36	$165
Tbilisi, Georgia	0	0	$0	0	0	$0	1	12	$26
Tel Aviv, Israel	3	36	$322	1	12	$47	1	12	$47
DoS Subtotal	**69**	**828**	**$5,638**	**79**	**948**	**$4,775**	**77**	**924**	**$4,873**
AF Foreign Leases (§2828):									
Geilenkirchen, Germany	1	12	$73	1	12	$77	1	12	$77
Aviano, Italy	14	168	$455	14	168	$494	14	168	$482
Stavanger, Norway	1	12	$81	1	12	$59	1	12	$60
AF Foreign Leases Subtotal	**16**	**192**	**$ 609**	**16**	**192**	**$ 630**	**16**	**192**	**$ 619**
Unassigned	8,903	0	$0	8,893	0	$0	8,895	0	$0
TOTAL FOREIGN LEASES	**8,988**	**1,020**	**$ 6,247**	**8,988**	**1,140**	**$ 5,405**	**8,988**	**1,116**	**$ 5,492**
GRAND TOTAL FH-4	**12,321**	**1,032**	**$ 6,278**	**12,321**	**1,152**	**$ 5,436**	**12,321**	**1,128**	**$ 5,523**

Analysis of High Cost Leased Units (FH-4) (Other than Section 801)

LOCATION	FY27 TOTAL LEASES PER LOCATION	FY25			FY26			FY27		
		HIGH COST UNITS	HIGH COST DEFINED	EST COST ($000)	HIGH COST UNITS	HIGH COST DEFINED	EST COST ($000)	HIGH COST UNITS	HIGH COST DEFINED	EST COST ($000)
DOMESTIC LEASES	0	0	$38,015	$0	0	$38,015	$0	0	$41,573	$0
Sub-Total Domestic High-cost	0	0		$0	0		$0	0		$0
FOREIGN LEASES										
Geilenkirchen, Germany	1	1	$58,170	$73	1	$58,170	$77	1	$58,170	$77
Stavanger, Norway	1	1	$58,170	$81	1	$58,170	$59	1	$58,170	$60
Sub-Total Foreign High-cost	**2**	**2**		**$154**	**2**		**$136**	**2**		**$137**
GRAND TOTAL FH-4A	**2**	**2**		**$154**	**2**		**$136**	**2**		**$137**

This Page Intentionally Left Blank.

Tab - **FAMILY HOUSING PRIVATIZATION**

FAMILY HOUSING PRIVATIZATION

	Budget Request ($ in Thousands)
FY 2027 Budget Request	$40,627
FY 2026 Budget Request	$38,987
FY 2026 Enactment*	$5,000
FY 2026 Appropriation	$43,987

Purpose and Scope

* Funds provided by Congress in FY 2026 for additional Privatization are one year appropriated funds.

The Department of the Air Force uses the Military Housing Privatization Initiative (MHPI) program to provide quality and affordable housing to military members and their families throughout the continental United States (U.S.) plus Alaska and Hawaii at locations where adequate housing in the local community is not sufficient. The Air Force's program consists of an end state of 52,181 privatized homes at 63 installations within 31 privatization projects. This represents 99.8% of the total on-base family housing inventory in the U.S. Completion of initial development period scope of DAF MHPI projects is delayed past the original FY19 forecast due to delayed demolition of excess units at Offutt AFB, NE and HVAC and Fenestration projects at Eglin AFB, FL and Hurlburt Field, FL. The Air Force plans to complete the Initial Development Period for 100% of the projects by the end of FY28, extended from FY19 due to environmental remediation delays and time required to accumulate funds for demolition. To date, privatization will provide the Air Force with 22,243 new homes and 12,295 renovated homes, in addition to the 17,643 homes conveyed as-is at project closings.

The Air force is focused on sustaining the housing privatization program through detailed portfolio and asset management process. The Air Force remains committed to providing members and their families access to safe and adequate housing facilities and services.

Program Summary

The FY2027 funding request provides $40,627 portfolio oversight and management. This program funds all costs related to family housing privatization, to include civilian pay for portfolio management personnel, privatized housing resident advocates, travel, contracts for environmental assessments, financial consultant services, project construction oversight, and training. This funding ensures the Air Force maintains oversight and accountability and fulfills reporting requirements mandated in Title 10, United States Code, Section 2885. In addition, long-term project oversight is essential to ensuring the Air Force continues to receive quality housing from the privatized housing project owners.

It is estimated that the Air Force will pay basic allowance for housing (BAH) under section 403 of title 37 to members living in privatized housing the amounts of $1,249,286,384 in FY2026 and $1,301,756,412 in FY 2027. The number of units of military family housing upon which these estimated payments are made is 42,661 in FY2026 and 43,168 in FY2027. The number of units of military unaccompanied housing upon which these estimated payments are made is 107 in FY2026 and 125 in FY2027.

These estimates meet the reporting requirement stipulated in 10 USC 2884(b)(2). However, it must be noted that it is difficult to project the true cost of BAH allowances provided to members living in privatized housing. BAH allowances for members in privatized housing are not specifically tracked in budget or execution data, as these members receive the same allowances as those who live on the economy. BAH accounting data is available for only the various categories of payments (for instance, domestic with and without dependents, partial, overseas housing allowances, etc.).

This Page Intentionally Left Blank.

RECONCILIATION OF INCREASES AND DECREASES

Housing Privatization Exhibit OP-5

Housing Privatization Support

			($ in Thousands)
1. FY 2026 President's Budget Request:			$38,987
2. Congressional Adjustment			
a. Housing Oversight			$5,000
3. FY 2026 Appropriated Amount:			$43,987
4. FY 2026 Current Estimate:			$43,987
5. Price Growth:			$780
a. General Inflation	2.00%	$780	
6. Program Decrease:			($5,000)
a. One-time FY 2025 Costs			
1) Fiscal Year 2025 Congressional Add - Housing Oversight		($5,000)	
7. Program Increase:			$860
8. FY 2027 Budget Request:			$40,627

Notes:

Analysis of changes in Privatization:

The FY2027 program continues to provide funds for MHPI Resident Advocates at installations with DAF privatized housing. The Air Force is committed to long-term project oversight to ensure program accountability and compliance. The FY2027 program changes are due to inflation, a program review of requirements, prior years' execution and changes in Civilian Personnel compensation adjustments in average work-year costs. The FY 2027 Budget Request of $40,627 represents 4.2% increase compared to the FY2026 President's Budget Request.

* Each year, Air Force uses detailed execution and cost factor analysis to update civilian compensation costs for the purpose of accurately forecasting budget estimates for the civilian workforce. The cost adjustment is a result of these cost changes as well as updated pay raise, awards and benefit assumptions).

DEPARTMENT OF THE AIR FORCE
MILITARY FAMILY HOUSING
FISCAL YEAR 2027 BUDGET REQUEST

Family Housing Privatization Comparison Exhibit (FH-6)

Privatization Date[1]	MHPI Project Name[2]	Installation/State[3]	Approved by OSD & OMB[4]						Actual/Current[8]							MHPI Authorities[13]
			No. Units Conveyed[5]	No. End State Units[6]	Funding Source[6]				No. Units Conveyed[9]	End State Units[10]	Total No. Units in Current Inventory[11]	Funding Source[12]				
					Amount ($M)[7a]	Budget Year(s)[7b]	Type of Funds[7c]	Source Project Name[7d]				Amount ($M)[12]	Budget Year(s)[12]	Type of Funds[12]	Source Project Name[12]	
Aug-98	Lackland I	Lackland AFB, TX (Ph I)	272	420	6.200	97 96	Construction Construction	Lackland SIOH Lackland	272	420	420	6.161	97 96	Construction Construction	Lackland SIOH Lackland	1, 2, 5
Sep-00	Robins I	Robins AFB, GA (Ph I)	670	670	12.800	98 97	Construction Construction	Robins Replace MFH Ph 4 (60) Dyess Construct MFH Ph 1 (70)	0	0	0	17.164	05 98 97	FHIF Construction Construction	Wright Patterson II Robins Replace MFH Ph 4 (60) Dyess Construct MFH Ph 1 (70)	1, 2, 5
Sep-00	Dyess	Dyess AFB, TX	0	402	16.300	99 98	Construction Construction	Dyess-Construct MFH Ph 2 (64) Dyess-Construct MFH Ph 1 (70)	0	402	406	16.269	99 98	Construction Construction	Dyess-Construct MFH Ph 2 (64) Dyess-Construct MFH Ph 1 (70)	1
Mar-01	Elmendorf I	Elmendorf AFB, AK (Ph I)	584	828	23.304	98	Improvement	Elmendorf-Improve MFH Ph 9 (82 units) HRSO to FHIF	584	828	828	23.304	98	Improvement	Elmendorf-Improve MFH Ph 9 (82 units) HRSO to FIFH	1, 5
Aug-02	Wright-Patterson I	Wright-Patterson AFB, OH (Ph I)	1,733	1,536	10.813	02 99	Improvement Construction	Hickam-Privatize MFH Wright Patterson-Replace 40 Units	1,733	1,536	1,536	10.715	02 99	Improvement Construction	Hickam-Privatize MFH Wright Patterson-Replace 40 Units	1, 2, 5
Apr-03	Kirtland	Kirtland AFB, NM	1,783	1,078	24.221	02 02 99	Construction Construction Construction	Travis - Replace MFH Ph 1 Mountain Home-Replace MFH 56 Units Kirtland-Replace MFH Ph 5 (37)	1,783	1,078	1,301	24.013	02 02 99	Construction Construction Construction	Travis - Replace MFH Ph 1 Mountain Home-Replace MFH 56 Units Kirtland-Replace MFH Ph 5 (37)	1, 2, 5
Aug-04	Buckley	Buckley AFB, CO	0	351	15.619	04 02	Improvement Construction	Hickam - Improve 190 MFH Buckley-Privatize MFH	0	351	353	17.893	04 02	Improvement Construction	Hickam - Improve 190 MFH Buckley-Privatize MFH	1, 5
Sep-04	Elmendorf II	Elmendorf AFB, AK (Ph II)	986	1,194	41.496	03 02	Improvement Improvement	Elmendorf-192 Ph 11 Improve Elmendorf-Privatize MFH	986	1,194	1,194	41.496	03 02	Improvement Improvement	Elmendorf-192 Ph 11 Improve Elmendorf-Privatize MFH	1, 4, 5
Feb-05	Hickam I	Hickam AFB, HI (Ph I)	1,356	1,356	4.194	02	Improvement	Hickam Privatize MFH	1,356	1,356	1,356	4.185	02	Improvement	Hickam Privatize MFH	1, 5
Sep-05	Offutt	Offutt AFB, NE	2,600	1,640	12.568	01	Improvement	Offutt Privatize MFH	2,600	1,640	1,954	12.568	01	Improvement	Offutt Privatize MFH	1, 5
Sep-05	Hill	Hill AFB, UT	1,138	1,018	11.280	05 01	Improvement Improvement	Davis-Monthan, Repair MFH Ph 6 Hill, Privatize MFH	1,138	1,018	1,092	11.656	05 01	Improvement Improvement	Davis-Monthan, Repair MFH Ph 6 Hill, Privatize MFH	1, 5
Sep-05	Dover	Dover AFB, DE	1,488	980	12.425	05 04	Improvement Construction	Fairchild AFB - Privatize MFH Dover, Repl 112 MFH Ph 3	1,488	980	982	12.278	05 04	Improvement Construction	Fairchild AFB - Privatize MFH Dover, Repl 112 MFH Ph 3	1, 5
Jan-06	Scott	Scott AFB, IL	1,430	1,593	0.000	N/A	N/A	N/A	1,430	1,593	1,595	0.000	N/A	N/A	N/A	1, 5
May-06	Nellis	Nellis AFB, NV	1,278	1,178	1.827	05 02	Improvement Improvement	Holloman - Privatize MFH Nellis - Privatize MFH	1,278	1,178	1,180	1.827	05 02	Improvement Improvement	Holloman - Privatize MFH Nellis - Privatize MFH	1, 5
Sep-06	McGuire	McGuire AFB/Ft. Dix, NJ	2,364	2,083	7.569	02	Improvement	McGuire Privatize MFH	2,364	2,084	2,212	5.270	02	Improvement	McGuire Privatize MFH	1, 5

DEPARTMENT OF THE AIR FORCE
MILITARY FAMILY HOUSING
FISCAL YEAR 2027 BUDGET REQUEST

Feb-07	AETC Group I	Altus AFB, OK	883	530	6.244	04	Improvement	Sheppard Privatize 1,288 MFH	883	530	530	6.244	04	Improvement	Sheppard Privatize 1,288 MFH	1, 5
		Luke AFB, AZ	690	550					690	550	550					
		Sheppard AFB, TX	1,167	714					1,167	714	714					
		Tyndall AFB, FL	848	813					848	593	306					
		AETC Group I Total:	**3,588**	**2,607**					**3,588**	**2,387**	**2,100**					
May-07	USAFA	US Air Force Academy, CO	1,208	427	2.219	06	Improvement	AF Academy Privatize 445 Units	1,207	425	665	2.219	06	Improvement	AF Academy Privatize 445 Units	1, 5
Jul-07	ACC Group II	Davis-Monthan AFB, AZ	1,256	929	27.922	05	Construction	Davis-Monthan AFB - Replace FH Ph 6	1,256	961	1,160	27.922	05	Construction	Davis-Monthan AFB - Replace FH Ph 6	1, 5
		Holloman AFB, NM	1,009	909		05	Construction	MacDill Replace FH Ph 6	929	923	1,065		05	Construction	MacDill Replace FH Ph 6	
		ACC Group II Total:	**2,265**	**1,838**		05	Improvement	Holloman, Privatize Family Housing	**2,185**	**1,884**	**2,225**		05	Improvement	Holloman, Privatize Family Housing	
Aug-07	Hickam II	Hickam AFB, HI (Ph II)	1,303	1,118	0.000	N/A	N/A	N/A	1,303	1,118	1,139	0.000	N/A	N/A	N/A	5
Sep-07	Tri-Group	Los Angeles AFB, CA	617	572	19.950	06	Improvement	Fort MacArthur - Improve 188 Units	617	613	617	19.945	06	Improvement	Fort MacArthur - Improve 188 Units	3, 5
		Peterson AFB, CO	493	723					493	669	669					
		Schriever AFB, CO	0	269					0	242	242					
		Tri-Group Total:	**1,110**	**1,564**		06	Improvement	Peterson, Privatize 1,132 Units	**1,110**	**1,524**	**1,528**		06	Improvement	Peterson, Privatize 1,132 Units	
Sep-07	BLB				15.300							71.359	16	Improvement	Kadena AB, Misawa AB and Yokota AB - Construction Improvement Projects	1, 5
						06	Improvement	Bolling, Improve 24 Units					06	Improvement	Bolling, Improve 24 Units	
		Barksdale AFB, LA	729	1,090		05	Improvement	Barksdale, Imp MFH Ph 1	723	990	1,048		05	Improvement	Barksdale, Imp MFH PH 1	
		Joint Base Anacostia-Bolling (Bolling), MD	1,343	669		05	Improvement	Langley, Improve Electrical System	1,343	772	850		05	Improvement	Langley, Improve Electrical System	
		Joint Base Langley-Eustis (Langley), VA	1,496	1,430		03	Construction	Eglin, 234 MFH Ph 2A	1,496	1,430	1,430		03	Construction	Eglin, 234 MFH Ph 2A	
		BLB Total:	**3,568**	**3,189**		03	Improvement	Eglin - Hurlburt 213 MFH Improvement	**3,562**	**3,192**	**3,328**		03	Improvement	Eglin - Hurlburt 213 MFH Improvement	
Oct-07	Robins II	Robins AFB, GA (Ph II)	563	207	10.600	05	Improvement	FY 05 Robins, Improve Family Housing	558	207	254	16.600	05	Improvement FHIF	FY 05 Robins, Improve Family Housing	3, 4, 5
Oct-07	AETC Group II	Columbus AFB, MS	518	453	59.000	06	Improvement	Andrews-Improve 178 Units	517	453	453	59.000	06	Improvement	Andrews-Improve 178 Units	3, 5
		Goodfellow AFB, TX	98	241		05	Improvement	Randolph, Construct MFH Ph 1	98	241	241		05	Improvement	Randolph, Construct MFH Ph 1	
		Laughlin AFB, TX	534	516		05	Construction	Davis-Monthan, Repair MFH Ph 6	534	451	451		05	Construction	Davis-Monthan, Repair MFH Ph 6	
		Maxwell AFB, AL	729	501		03	Construction	Hurlburt, 134 MFH Ph 2A	723	501	513		03	Construction	Hurlburt, 134 MFH Ph 2A	
		JBSA-Randolph, TX	397	317		03	Improvement	Eglin - Hurlburt 213 MFH Improvement	397	317	317		03	Improvement	Eglin - Hurlburt 213 MFH Improvement	
		Vance AFB, OK	230	229					230	242	242					
		AETC Group II Total:	**2,506**	**2,257**					**2,499**	**2,205**	**2,217**					
Nov-07	Vandenberg	Vandenberg AFB, CA	1,336	867	0.000	N/A	N/A	N/A	1,336	867	999	0.000	N/A	N/A	N/A	5
Nov-07	AMC East	Andrews AFB, MD	1,480	887	0.000	N/A	N/A	N/A	1,466	933	1,114	0.000	N/A	N/A	N/A	3, 5
		MacDill AFB, FL	752	571					752	572	572					
		AMC East Total:	**2,232**	**1,458**					**2,218**	**1,505**	**1,686**					

DEPARTMENT OF THE AIR FORCE
MILITARY FAMILY HOUSING
FISCAL YEAR 2027 BUDGET REQUEST

Jul-08	AMC West	Fairchild AFB, WA	1,055	641	28.190	04	Construction	Tinker, Privatize 730 MFH	1,055	641	641	28.190	04	Construction	Tinker, Privatize 730 MFH	1, 5
		Tinker AFB, OK	694	660		04	Improvement	Sheppard, Privatize 1,288 Units	694	660	660		04	Improvement	Sheppard, Privatize 1,288 Units	
		Travis AFB, CA	2,187	1,134				FHIF Funds	1,094	1,134	1,274				FHIF Funds	
		AMC West Total:	**3,936**	**2,435**					**2,843**	**2,435**	**2,575**					
Nov-08	Falcon Group	Hanscom AFB, MA	726	746	15.723	02	Improvement	Hickam - Privatize MFH	726	731	731	15.723	02	Improvement	Hickam - Privatize MFH	1, 5
		Little Rock AFB, AR	1,295	999		01	Improvement	Moody MFH Privatization	1,295	991	991		01	Improvement	Moody MFH Privatization	
		Moody AFB, GA	303	256		01	Construction	Travis - Replace 64 Units	303	287	287		01	Construction	Travis - Replace 64 Units	
		Patrick AFB, FL	991	616		00	Improvement	Little Rock - Privatize MFH	991	616	616		00	Improvement	Little Rock - Privatize MFH	
		Falcon Group Total:	**3,315**	**2,617**					**3,315**	**2,625**	**2,625**					
Dec-08	Lackland II	Lackland AFB, TX (Ph II)	264	465	21.785	05	Improvement	Robins - Improve Family Housing	264	465	589	21.618	05	Improvement	Robins - Improve Family Housing	1, 5
						03	Improvement	Keesler - Replace 117 Ph 1					03	Improvement	Keesler - Replace 117 Ph 1	
						03	Improvement	Eglin - Hurlburt 213 MFH Improve					03	Improvement	Eglin - Hurlburt 213 MFH Improve	
Jun-11	JBER	JB Elmendorf-Richardson	1242	1240	36.800	11	Improvement	Army Funds Transferred	1,242	1,240	1,240	36.798	11	Improvement	Army Funds Transferred	1, 5
Sep-11	Southern Group	Arnold AFB, TN	40	22	23.354	07	Construction	Mountain Home - Replace 457 MFH	40	22	22	23.354	07	Construction	Mountain Home - Replace 457 MFH	1, 5
		Charleston AFB, SC	478	345					478	345	599					
		Keesler AFB, MS	1,188	1,188					1,188	1,188	1,188					
		Shaw AFB, SC	681	630					679	630	633					
		Southern Group Total:	**2,387**	**2,185**					**2,385**	**2,185**	**2,442**					
Mar-12	Western Group	Beale AFB, CA	884	509	20.053	07	Construction	Mountain Home - Replace 457 MFH	683	509	509	20.053	07	Construction	Mountain Home - Replace 457 MFH	1, 5
		F.E. Warren AFB, WY	831	749		05	FHIF	Beale	831	749	749		05	FHIF	Beale	
		Malmstrom AFB, MT	1,412	1,116		04	FHIF	Beale	1,168	1,116	1,116		04	FHIF	Beale	
		Whiteman AFB, MO	920	890		03	FHIF	Beale	920	890	890		03	FHIF	Beale	
		Western Group Total:	**4,047**	**3,264**					**3,602**	**3,264**	**3,264**					
Aug-13	Northern Group	Cannon AFB, NM	763	1,038	37.813	09	Improvement	Kadena - Improve 614 MFH (Ph 9) Misawa - Improve 370 MFH (Ph 4)	763	1,038	1,038	37.576	09	Improvement	Kadena - Improve 614 MFH (Ph 9) Misawa - Improve 370 MFH (Ph 4)	1, 2, 5
		Cavalier AFB, ND	14	14					14	14	14					
		Ellsworth AFB, SD	283	497					283	497	500					
		Grand Forks AFB, ND	833	547					833	547	547					
		Minot AFB, ND	1,746	1,606					1,746	1,440	1,440					
		Mountain Home AFB, ID	956	844					956	844	844					
		Northern Group Total:	**4,595**	**4,546**					**4,595**	**4,380**	**4,383**					

Sep-13	Continental Group	Edwards AFB, CA	741	741	82.610	09	Improvement	Mountain Home - Replace 457 MFH Kadena - Improve 614 MFH (Ph 9) Yokota - Improve 350 MFH (Ph 7) Misawa - Improve 370 MFH (Ph 4)	741	741	741	80.181	09	Improvement	Mountain Home - Replace 457 MFH Kadena - Improve 614 MFH (Ph 9) Yokota - Improve 350 MFH (Ph 7) Misawa - Improve 370 MFH (Ph 4)	1, 2, 5
		Eglin AFB, FL	898	747					894	747	873					
		Eielson AFB, AK	934	898					934	898	910					
		Hurlburt AFB, FL	380	404					380	404	504					
		McConnell AFB, KS	401	364					401	364	381					
		Seymour Johnson, NC	708	708					686	686	686					
		Continental Group Total:	**4,062**	**3,862**					**4,036**	**3,840**	**4,095**					
Sep-13	ACC Group III	Dyess AFB, TX (PH II)	674	674	9.617	09	Improvement	Yokota - Improve 350 MFH (Ph 7) Misawa - Improve 370 MFH (Ph 4)	674	674	674	6.315	09	Improvement	Yokota - Improve 350 MFH (Ph 7) Misawa - Improve370 MFH (Ph 4)	1, 2, 5
		Moody AFB, GA (PH II)	0	184					0	101	101					
		ACC Group III Total:	**674**	**858**					**674**	**775**	**775**					
Grand Totals[14]			**61,883**	**53,331**	**617.796**				**59,534**	**52,181**	**54,538**	**677.896**				

DEPARTMENT OF THE AIR FORCE
MILITARY FAMILY HOUSING
FISCAL YEAR 2027 BUDGET REQUEST

Notes:

1 - The date real property is transferred (land and housing units) to private ownership/developer, and when service members become entitled to receive a Basic Allowance for Housing (BAH).
2 - Provide the name of the MHPI Project given to the privatization project, including the name given to integrated/grouped projects. The MHPI project name should be consistent with the MHPI project name used in the previously approved OSD/OMB Scoring report and/or subsequent notification to Congress.
3 - List the MHPI project location by installation and state, including each installation/state incorporated into the integrated/grouped MHPI project.
4 - This section relates the previously-approved OSD/OMB project scope and funding amounts contained in the scoring package and/or subsequent Notification of Funds Transfer letters to Congress.
5 - Provide the number of family housing units to be conveyed by installation and state to the Developer, including each installation and state incorporated into the integrated/grouped MHPI project, as previously-approved in the OSD/OMB Scoring report.
6 - Provide the end state number of family housing units by installation and state to the Developer, including each installation/state incorporated into the integrated/grouped MHPI project, as previously-approved in the OSD/OMB Scoring report.
7 - Provide all of the funding source information for the MHPI project as reflected in the previously-approved OSD/OMB report and consistent with the project summary details accompanying the Notification of Transfer letter to Congress, such as:
a. The amount of funds to be used for the Government's cost of the project (i.e., equity contribution, credit subsidy costs, differential lease payments, etc.).
b. The fiscal year(s) of the funding sources to be used to cover the Government's cost of the MHPI project.
c. The type of funds (e.g., FH New Construction, FH Construction Improvements, FH Improvement Funds) to be used to cover the Government's cost of the MHPI project.
d. The project(s) that are used to source the Government's cost of the privatization project.
8 - This section relates to the Military Departments' actual and/or current plan, which might or might not be consistent with the details contained in the previously-approved OSD/OMB Scoring report and project summary to Congress for the MHPI project due to extenuating circumstances.
9 - Provide the actual and/or revised planned number of family housing units conveyed to the Developer by installation and state, including each installation/state incorporated into the integrated/grouped MHPI project.
10 - Provide the actual and/or revised, planned number of family housing end state units by installation and state, including each installation/state incorporated into the integrated/grouped MHPI project. Comments to 08/13/20 reporting: AETC Group 1 (cell K34) Approved end state rebuild at Tyndall after Hurricane Michael recovery changed from 813 to 593 units. Updated 30Mar2022: BLB: (Cells K46 and K47) Per the terms of the approved restructure, 100 "End State" units were "swapped" from Barksdale to Bolling effectively reducing the unit count at Barksdale to 990 from 1090 (cell K46) and increasing the unit count at Bolling from 672 to 772 (cell K47) with an additional 43 excess units online along with the proposal to bring an additional 21 units back on line in 2022. There are 14 other units being used as Maintenance storage facilities and will continue being used as such. The DL modification cost is noted in "12" below.
11 - Provide the total number of privatized family housing units in the inventory for each MHPI project by installation/state, including each installation/state incorporated into the integrated/grouped MHPI project, regardless if they are currently occupied or not. Kirtland increased by 1 unit due to one unit used as office/storage not accounted for on previous FH-6; ACC II-Holloman decreased by 10 over previous FH-6 which erroneously included ten units demolished in previous years; Hickam increased by 6 units at Bellows Air Force Station and 1 model unit not counted in previous FH-6; Tri-Group-Los Angeles increased by 4 for a quadplex not part of project end state but renting two units and using the other two units for storage; AMC East-Andrews decreased by 28 units erroneously counted that had been demolished in previous years; Northern Group change due to Initial Development Period (IDP) progress; Continental Group-Eglin change due to IDP progress; Continental Group-Hurlburt change due to IDP progress; Continental Group-McConnell change due to IDP progress. Comments to 08/13/20 reporting: AETC Group 1 (cell K34) Approved end state rebuild at Tyndall after Hurricane Michael recovery changed from 813 to 593 units and (cell L34) 52 units have been restored and are online for occupancy as of 31 Jul. AMC East (Cell L59) 933 was the end state; however, 2 of the Madison burn units were deleted because they were not rebuilt. Northern Group: (cell L87) 3 NDSU Units were a part of Hunt's project back in the 90s. They were not part of the inventory until 2016. Wing leadership was living in those homes and didn't want them to be torn down, so Hunt transferred them to BBC and BBC renovated them and includes them in the inventory now. The 3 units are SOQ's but are classified as NDSU's because they were transferred from 801 housing. Updates as of 08/3/2021: Hill (cell L23) total no. of units in current inventory changed from 1082 to 1090 (increased by 8 units) with 10 new units built and 2 units demolished in 2017. AETC Group 1 Tyndall AFB (cell L34) total no. units in inventory changed from 52 to 97 and (cell L35) project total changed from 1846 units to 1891 (increased by 45 units). As of 31 Dec 20, total 97 units have been rebuilt. Updated 30 Mar 2022: Robins AFB, GA (Ph I) End State Units decreased by 670 (cells E6 and K6) and Total No. Units in Current Inventory decreased by 670 (cell L6) upon divestiture from DAF MHPI portfolio on 31 Oct 2021. The DL m+A32odification is noted in "12" below. Northern Group-Minot End State Units (cell K90 and Total No. Units in Current Inventory (cell L90) changed from 1,606 to 1,440 - 166 NDSUs demolished. Updated 30 Jun 23: Dyess(cell L9) increased by 4 units due to 4 units built by the project owner during the initial development period that were not accounted for on previous FH-6; Buckley (cell L18) increased by 2 units due to 2 units built by the project owner during the initial development period that were not accounted for on previous FH-6; Hill (cell L24) increased by 2 units due to 2 units built by the project owner during the initial development period that were not accounted for on previous FH-6; Dover (cell L26) increased by 2 units due to 2 units built by the project owner during the initial development period that were not accounted for on previous FH-6; Scott (cell L28) increased by 2 units due to 2 units built by the project owner during the initial development period that were not accounted for on previous FH-6; Nellis (L29) increased by 2 units due to 2 units built by the project owner during the initial development period that were not accounted for on previous FH-6; AETC Group 1 (cell L35) 230 units have been restored after Hurricane Michael and are online for occupancy as of 30 Jun 23; Continental Group-Eglin (cell L95) change due to IDP progress; Continental Group-Hurlburt change due to IDP progress; Continental Group-Eielson (cell L96) change due to IDP progress. Updates as of 13 June 24: Kirtland (L15) 2 units removed to indicate offline Hunt maintenance units. AETC Group 1 Tyndall (L35) 306 units have been restored after Hurricane Michael and are online for occupancy as of 30 Jun 24. USAFA (L37) 4 units removed to indicate offline Hunt maintenance units. AMC West Travis (L66) 1 unit added to indicate unit coming back online. Lackland (cell L73) 24 units removed for demolition. Update 9 June 2025: Davis-Monthan (L38) decrease by 14 units demolition. Barksdale (L48) decreased by 42 due to demolition.

12 - Provide all the "actual and/or current" funding sources used to fund the MHPI project, which might or might not be consistent with the details contained in the previous-approved OSD/OMB Scoring report and project summary (i.e., project amount, budget year of funds, source project, appropriation) to Congress for the MHPI project due to extenuating circumstances. If possible and/or available, please provide the requested funding information by installation/state. Change to scoring reported as actual for Wright Patterson as a result of actual scoring found in historical records. Updated 30 Mar 22: (1) Robins AFB, GA (ph 1) was divested from DAF MHPI portfolio on 31 Oct 2021. The DL modification cost was $4.364 million. (2) BLB Group Loan Modification occurred in FY 2020. The modification cost was $56.059 million. (3) Robins II restructure occurred Dec 2024. $4.39 million equity investment; $2.61 million Differential Lease Payments

13 - Provide the applicable MHPI authorities in subchapter IV of Chapter 169 in title 10 U.S.C. was used and/or proposed to be used for the privatization project. Designators are as follows:

1 = 10 USC 2873 - Government Direct Loans
2 = 10 USC 2873 - Loan Guarantees
3 = 10 USC 2875 - Investments, such as DoW Equity Contributions in non-governmental entities
4 = 10 USC 2877 - Differential Lease Payments
5 = 10 USC 2878 - Conveyance or Lease of Existing Property and Facilities

14 - Totals of number of units conveyed, number of end state units, and funding amounts.

Tab - **FOREIGN CURRENCY**

FOREIGN CURRENCY EXCHANGE DATA (PB-18)
($ in Thousands)

MFH O&M		FY 2025		FY 2026		FY 2027	
Country	Local Currency	Budget Exchange Rates	$ U.S. Requiring Conversion	Budget Exchange Rates	$ U.S. Requiring Conversion	Budget Exchange Rates	$ U.S. Requiring Conversion
Denmark	Krone	6.895		6.9395		6.9395	
European Comm	Euro	0.9249	$ 5,769	0.9303	$ 6,774	0.9303	$ 7,916
Iceland	Krona	136.0931		137.92		137.9200	
Japan	Yen	145.7323	$ 137	150.4415	$ 165	150.4415	$ 144
Norway	Krone	10.6839	$ -	10.9541	$ -	10.9541	$ -
Singapore	Dollar	1.3517	$ -	1.3277	$ -	1.3277	$ -
South Korea	Won	1314.2081	$ 4,688	1388.1554	$ 5,832	1388.1554	$ 7,716
Turkey	Lira	26.7796	$ -	34.536	$ -	34.536	$ -
United Kingdom	Pound	0.7978	$ 2,799	0.7978	$ 3,175	0.7794	$ 4,845
Total			$ 13,393		$ 15,946		$ 20,621

FH CONSTRUCTION		FY 2025		FY 2026		FY 2027	
Country	Local Currency	Budget Exchange Rates	$ U.S. Requiring Conversion	Budget Exchange Rates	$ U.S. Requiring Conversion	Budget Exchange Rates	$ U.S. Requiring Conversion
Denmark	Krone	6.895		6.9395		6.3844	
European Comm	Euro	0.9249	$ 5,750	0.9303		0.8549	$ -
Iceland	Krona	136.0931		137.92		124.0662	
Japan	Yen	145.7323	$ 65,242	150.4415	$ 78,100	153.2542	$ 172,100
Norway	Krone	10.6839	$ -	10.9541	$ -	9.9903	$ -
Singapore	Dollar	1.3517	$ -	1.3277	$ -	1.2878	$ -
South Korea	Won	1314.2081	$ -	1388.1554	$ -	14373288	$ -
Turkey	Lira	26.7796	$ -	34.536	$ -	42.337	$ -
United Kingdom	Pound	0.7978	$ -	0.7978	$ -	0.7447	$ 24,104
Total			$ 70,992		$ 78,100		$ 196,204